



US00D924831S

(12) **United States Design Patent** (10) **Patent No.:** **US D924,831 S**  
**Lee et al.** (45) **Date of Patent:** **\*\* Jul. 13, 2021**

(54) **DISPLAY DEVICE**

(71) Applicant: **SAMSUNG DISPLAY CO., LTD.**,  
Yongin-si (KR)

(72) Inventors: **Hyun Joo Lee**, Cheongju-si (KR); **Eui Ri Cho**, Suwon-si (KR); **Ki Ho Lim**, Suwon-si (KR); **Seung-Gyun Woo**, Hwaseong-si (KR); **Jun Woo Kim**, Seoul (KR)

(73) Assignee: **Samsung Display Co., Ltd.**, Yongin-si (KR)

(\*\*) Term: **15 Years**

(21) Appl. No.: **29/714,007**

(22) Filed: **Nov. 20, 2019**

(30) **Foreign Application Priority Data**

May 23, 2019 (KR) ..... 30-2019-0024322

(51) **LOC (13) Cl.** ..... **14-03**

(52) **U.S. Cl.**  
USPC ..... **D14/138 G**

(58) **Field of Classification Search**

USPC ..... D14/341, 388-389, 374, 345, 371, 426,  
D14/129, 130, 138 R, 138 AA, 138 C,  
D14/138 G, 315-318; D21/324, 329,  
D21/330, 332; D10/104.4, 50, 65, 75;  
D24/186

CPC .... G06K 7/089; G06K 7/10881; G06K 7/109;  
G06Q 20/204; G07G 1/00811; G06F  
1/1652; G06F 1/16; G06F 1/1624; G06F  
1/1686; H01L 2251/5338; H04M 1/0237;  
H04M 1/0264; H04M 1/0268

See application file for complete search history.

(56) **References Cited**

**U.S. PATENT DOCUMENTS**

D697,507 S \* 1/2014 Yu ..... D14/341  
D718,266 S \* 11/2014 Zhang ..... D14/138 G

D732,499 S \* 6/2015 Lee ..... D14/138 G  
D746,250 S \* 12/2015 Chu ..... D14/138 G  
D753,088 S \* 4/2016 Wu ..... D14/138 G  
D773,424 S \* 12/2016 Wang ..... D14/138 G  
D776,074 S \* 1/2017 Choo ..... D14/138 AB  
D778,254 S \* 2/2017 Choo ..... D14/138 G  
D780,708 S \* 3/2017 Park ..... D14/138 G  
D783,563 S \* 4/2017 Choo ..... D14/138 AA  
D783,603 S \* 4/2017 Satzger ..... D14/341  
D788,103 S \* 5/2017 Kim ..... D14/341

(Continued)

**OTHER PUBLICATIONS**

Samsung Galaxy Note Edge a 'Limited Edition Concept', first available Sep. 25, 2014, gadgets.ndtv.com, [online], [site visited Mar. 24, 2021], Available from internet URL: <https://gadgets.ndtv.com/mobiles/news/samsung-galaxy-note-edge-a-limited-edition-concept-597649> (Year: 2014).\*

*Primary Examiner* — Samantha Q Lawrence

*Assistant Examiner* — Holly M Rodriguez

(74) *Attorney, Agent, or Firm* — Lewis Roca Rothgerber Christie LLP

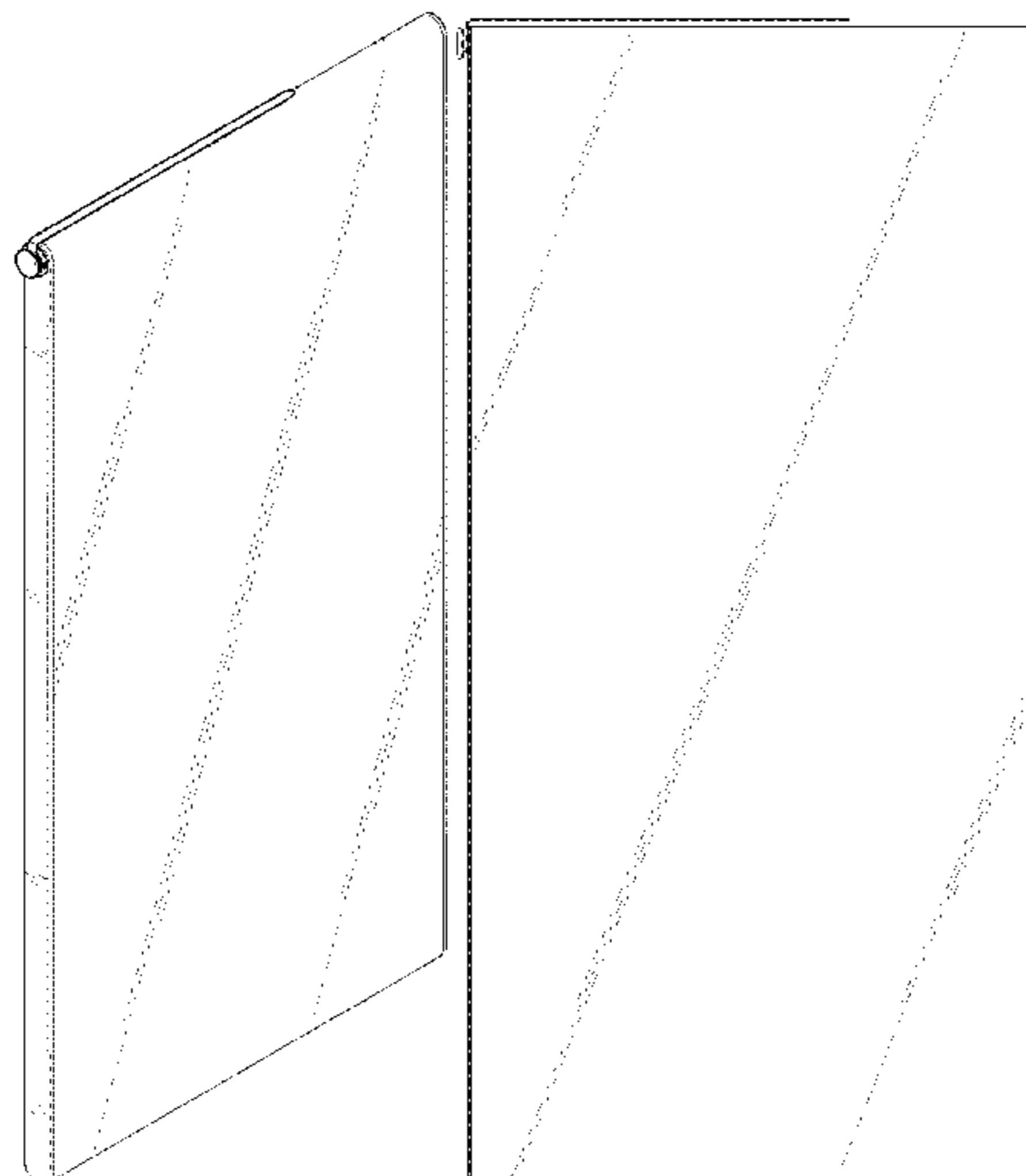
(57) **CLAIM**

The ornamental design for a display device, as shown and described.

**DESCRIPTION**

FIG. 1 is a perspective view of the display device, according to an embodiment;  
FIG. 2 is a front view thereof;  
FIG. 3 is a rear view thereof;  
FIG. 4 is a left side view thereof;  
FIG. 5 is a right side view thereof;  
FIG. 6 is a top view thereof; and,  
FIG. 7 is a bottom view thereof.  
The broken lines shown in FIG. 3 illustrate portions of the display device that form no part of the claimed design.

**1 Claim, 5 Drawing Sheets**



(56)

**References Cited**

U.S. PATENT DOCUMENTS

D791,095 S \* 7/2017 Kim ..... D14/138 G  
D797,693 S \* 9/2017 Park ..... D14/138 AB  
D801,293 S \* 10/2017 Choo ..... D14/138 G  
D804,474 S \* 12/2017 Won ..... D14/371  
D807,849 S \* 1/2018 Kim ..... D14/138 G  
D813,185 S \* 3/2018 Wu ..... D14/138 G  
D824,356 S \* 7/2018 Shin ..... D14/138 G  
D908,654 S \* 1/2021 Liu ..... D14/138 G  
2020/0209992 A1\* 7/2020 Kwak ..... H04W 4/40  
2020/0341517 A1\* 10/2020 Yang ..... H04M 1/0216

\* cited by examiner

FIG. 1

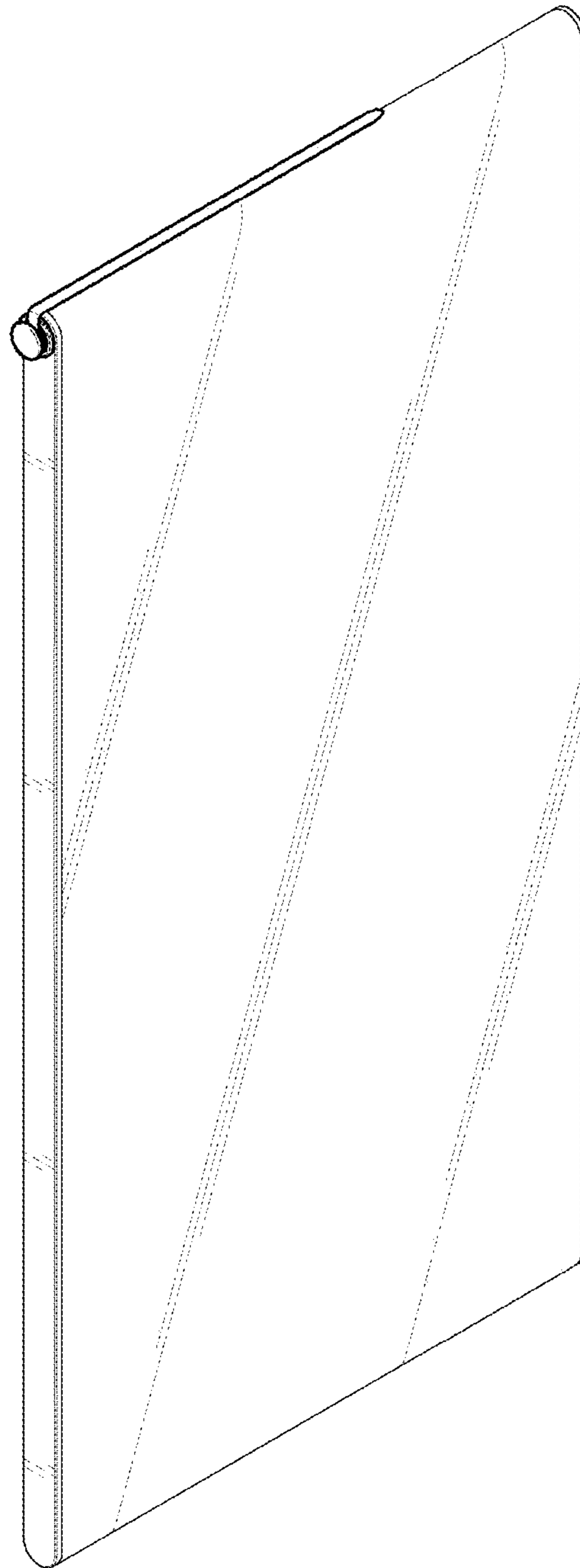


FIG. 2




FIG. 3




FIG. 4



FIG. 5




FIG. 6




FIG. 7

