



US00D924795S

(12) **United States Design Patent**
Zhong et al.

(10) **Patent No.:** **US D924,795 S**

(45) **Date of Patent:** **** Jul. 13, 2021**

(54) **POWER PACK**

(71) Applicant: **Aukey Technology Co., Ltd**, Shenzhen (CN)

(72) Inventors: **Xiaomin Zhong**, Shenzhen (CN); **Bo Du**, Shenzhen (CN); **Huiyue Ze**, Shenzhen (CN)

(73) Assignee: **Aukey Technology Co., Ltd**, Shenzhen (CN)

(**) Term: **15 Years**

(21) Appl. No.: **29/731,721**

(22) Filed: **Apr. 17, 2020**

(51) **LOC (13) Cl.** **13-02**

(52) **U.S. Cl.**
USPC **D13/103**

(58) **Field of Classification Search**
USPC D13/102–106, 110, 118–119, 184
CPC Y02E 60/10; H01M 6/00; H01M 6/14;
H01M 6/05; H01M 6/10; H01M 10/52
See application file for complete search history.

(56) **References Cited**

U.S. PATENT DOCUMENTS

D550,152 S *	9/2007	Okuda	D13/103
D597,935 S *	8/2009	Aglassinger	D13/103
D640,628 S *	6/2011	Lopano	D13/103
D643,809 S *	8/2011	Okuda	D13/103
D658,578 S *	5/2012	Davis	D13/103
D682,193 S *	5/2013	Corbin	D13/103
D682,194 S *	5/2013	Jiang	D13/103

D685,730 S *	7/2013	Hamm	D13/103
D785,562 S *	5/2017	Cooper	D13/103
D812,555 S *	3/2018	Schoch	D13/103
D818,948 S *	5/2018	Waldron	D13/103
D826,150 S *	8/2018	Cayon	D13/103
D844,558 S *	4/2019	Taniguchi	D13/103
D856,921 S *	8/2019	Lee	D13/103
D884,600 S *	5/2020	Zhou	D13/103
D884,601 S *	5/2020	Zhou	D13/103
D894,120 S *	8/2020	Timm	D13/103
D912,615 S *	3/2021	Li	D13/103
D919,560 S *	5/2021	Taniguchi	D13/103

* cited by examiner

Primary Examiner — Rosemary K Tarcza

(74) *Attorney, Agent, or Firm* — Westbridge IP LLC

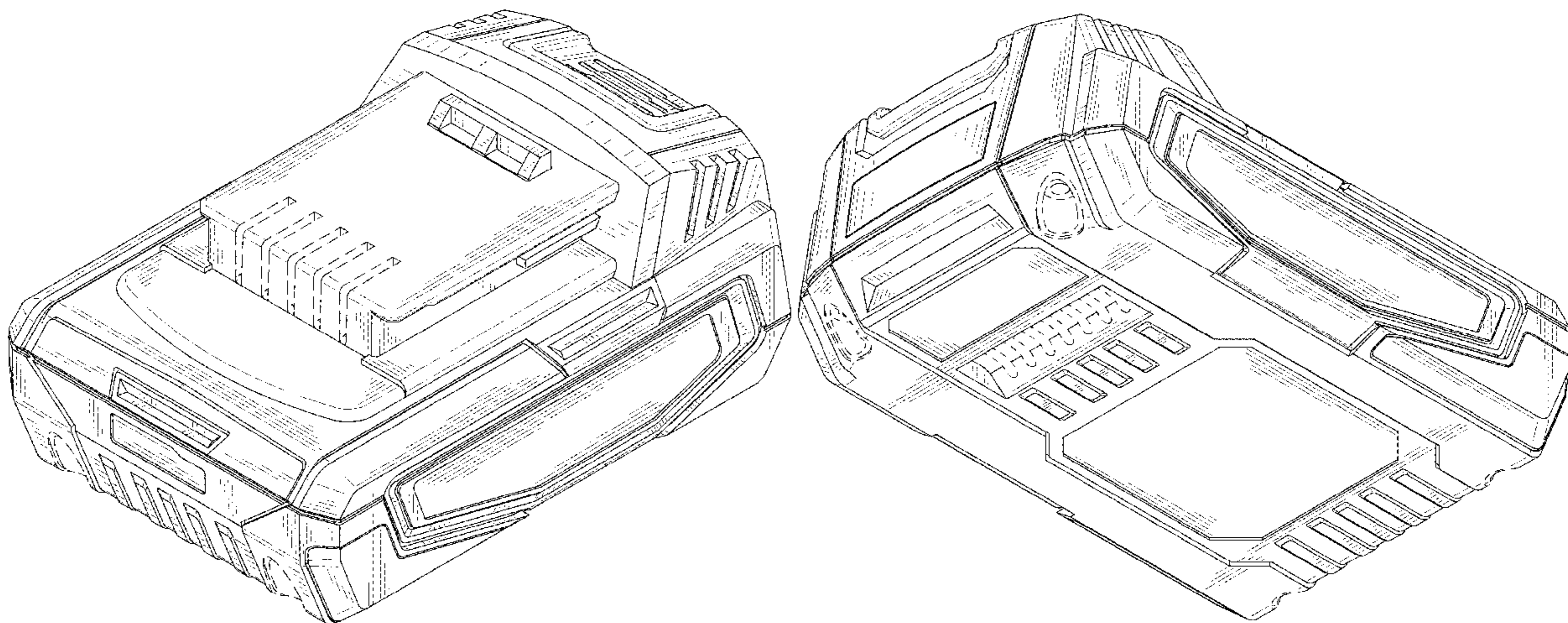
(57) **CLAIM**

The ornamental design for a power pack, as shown and described.

DESCRIPTION

FIG. 1 is a front, right, top perspective view of a power pack showing our new design;
FIG. 2 is a rear, left, bottom perspective view thereof;
FIG. 3 is a front elevational view thereof;
FIG. 4 is a rear elevational view thereof;
FIG. 5 is a left side view thereof;
FIG. 6 is a right side view thereof;
FIG. 7 is a top plan view thereof; and,
FIG. 8 is a bottom plan view thereof.
The broken lines in the drawings illustrate the portions of the power pack that form no part of the claimed design.

1 Claim, 8 Drawing Sheets



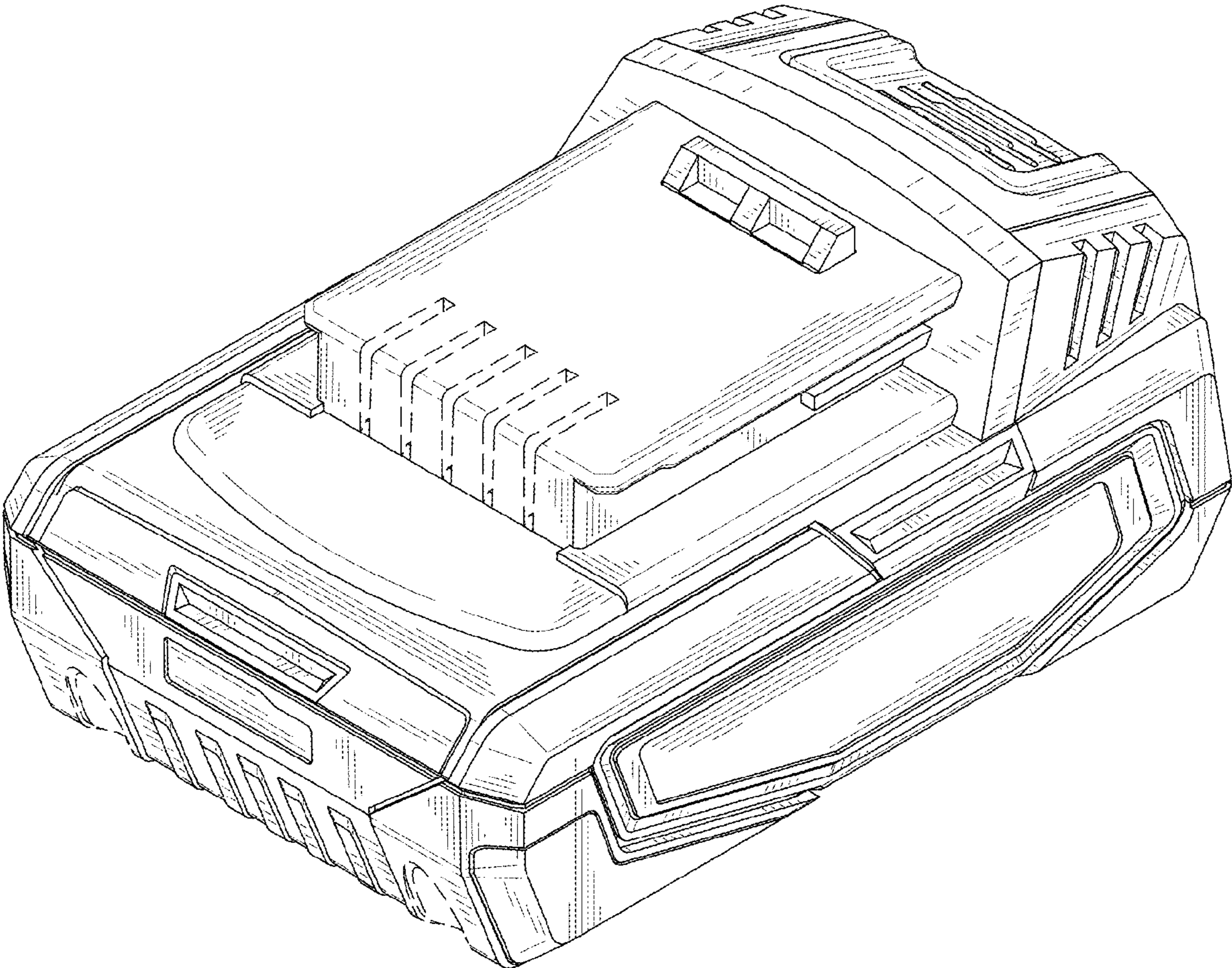


FIG. 1

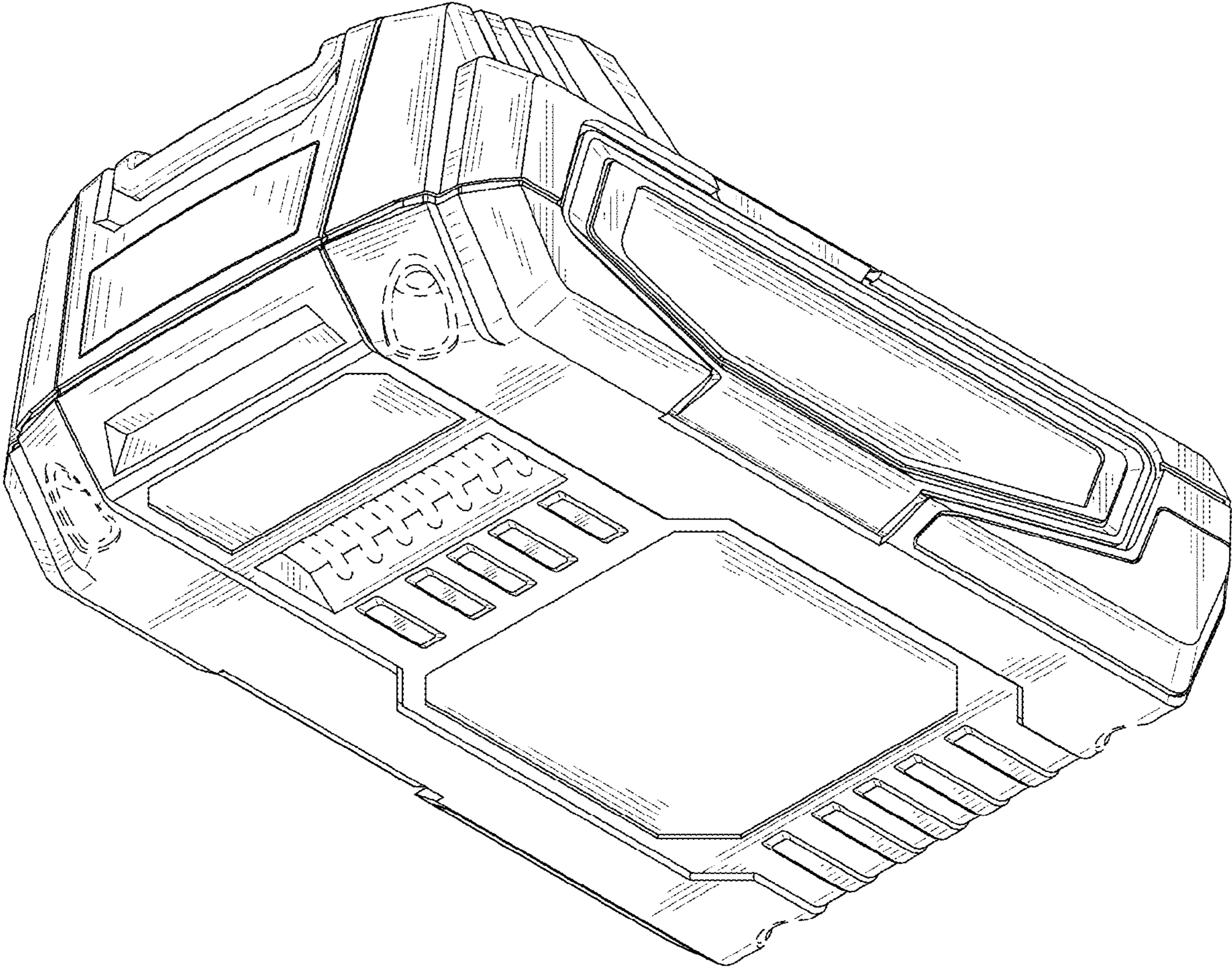


FIG. 2




FIG. 3

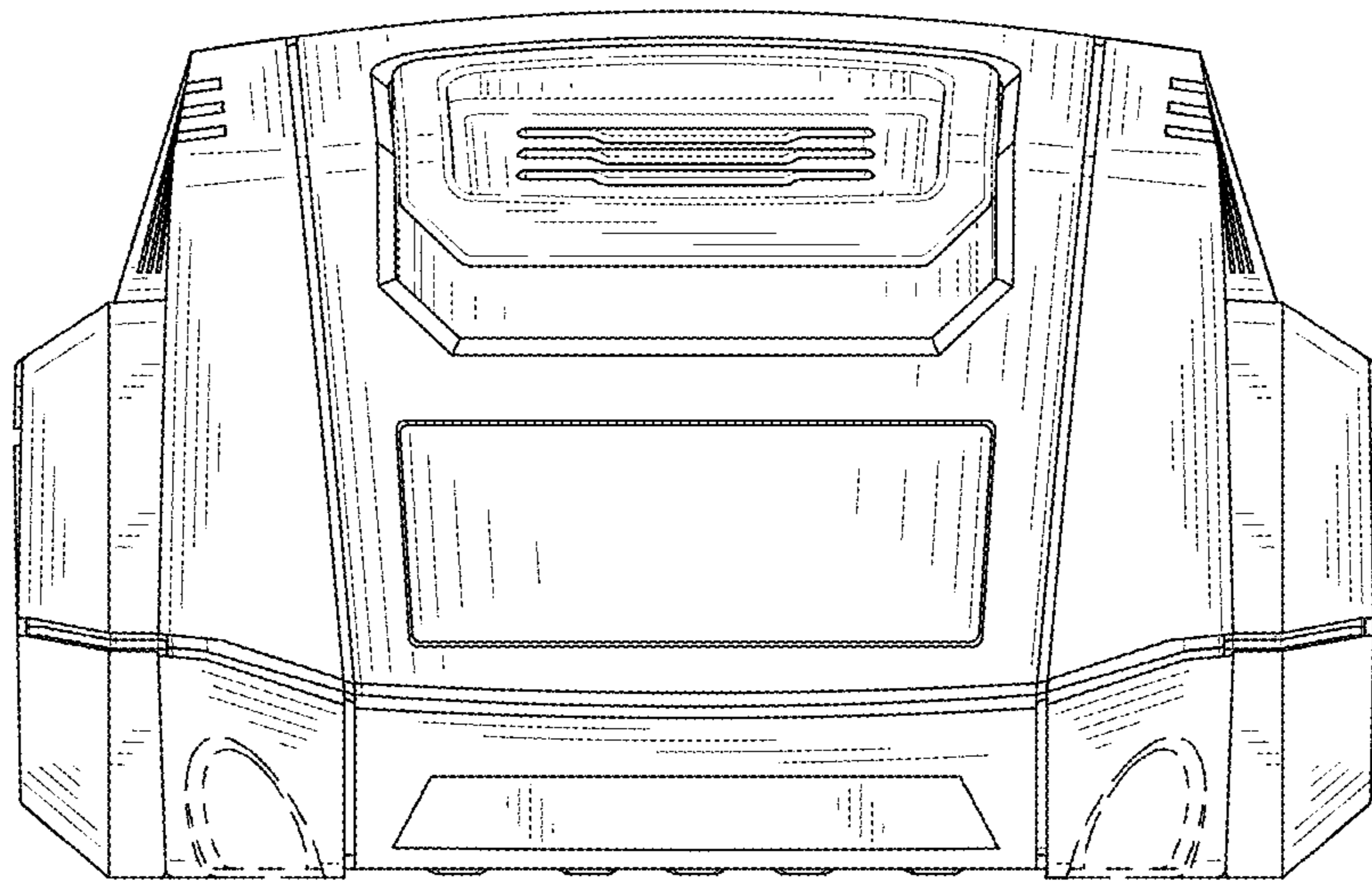


FIG. 4

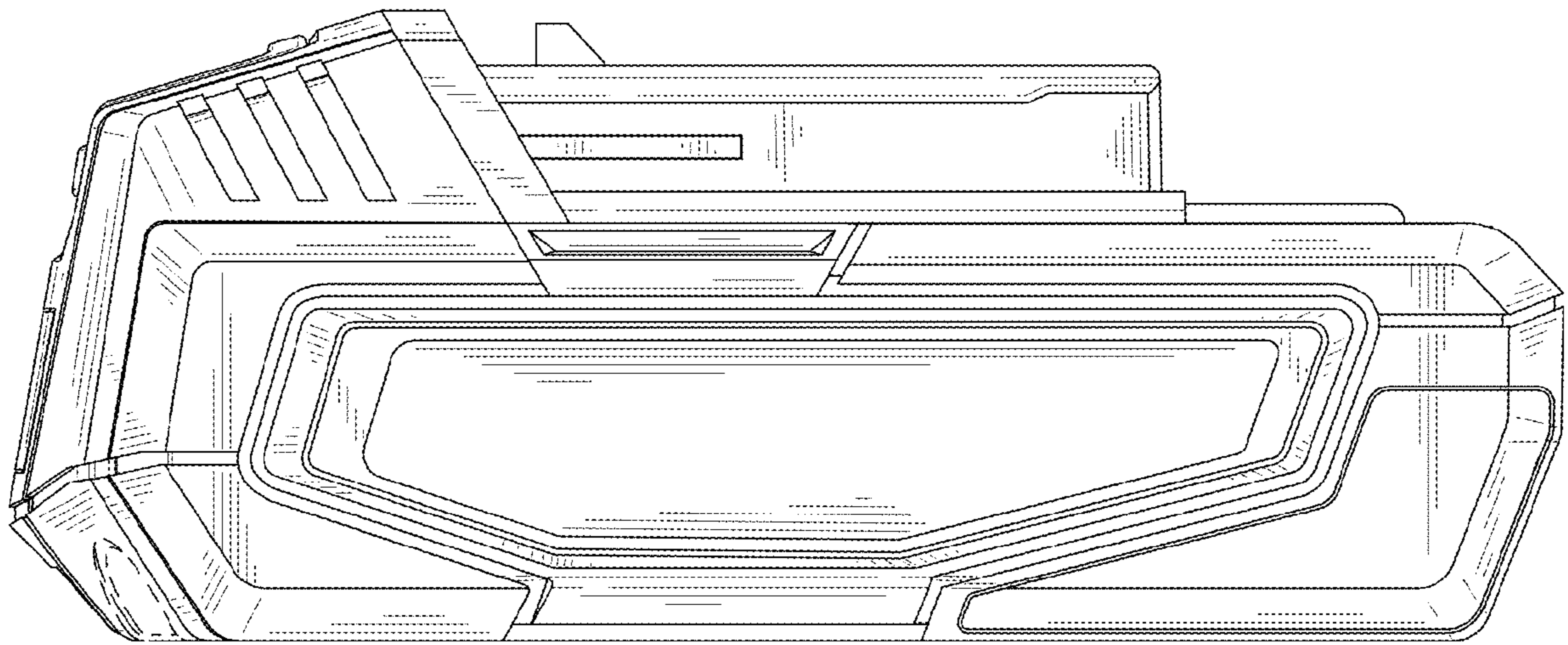


FIG. 5

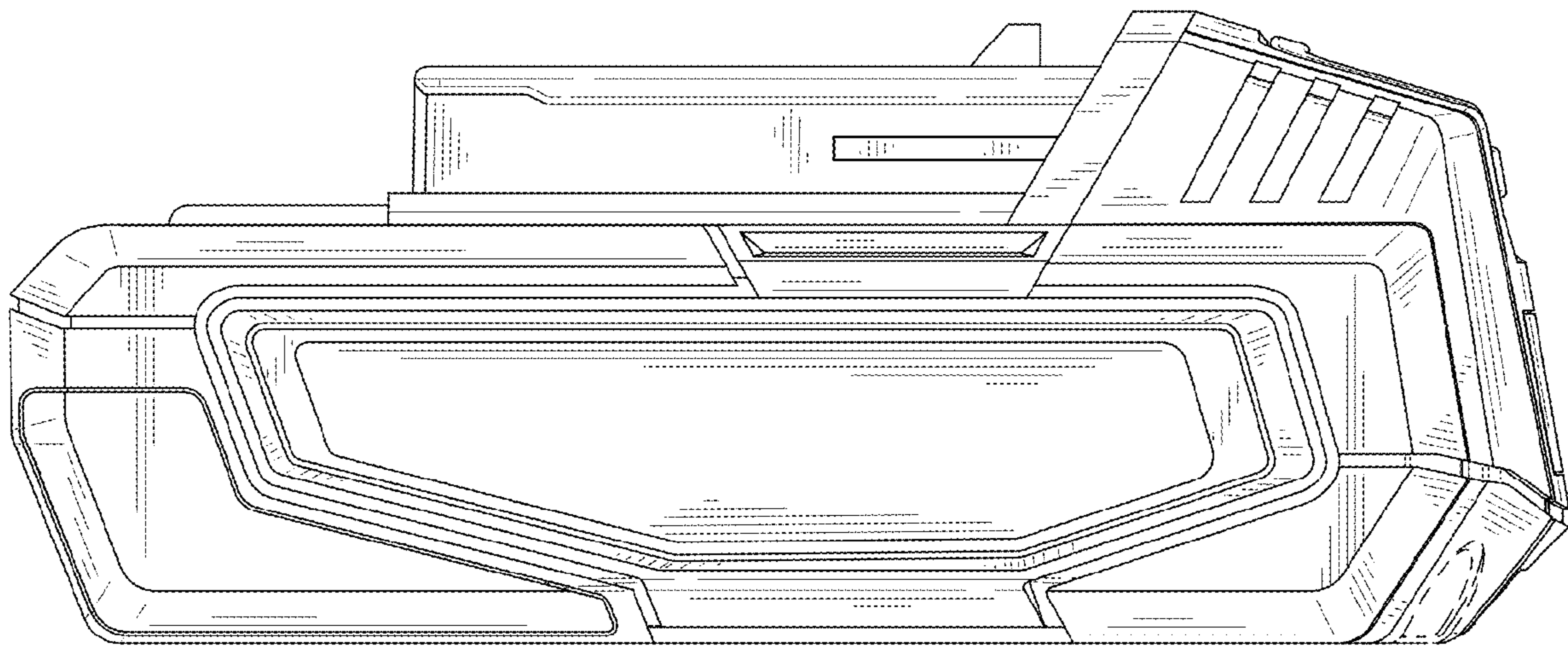


FIG. 6

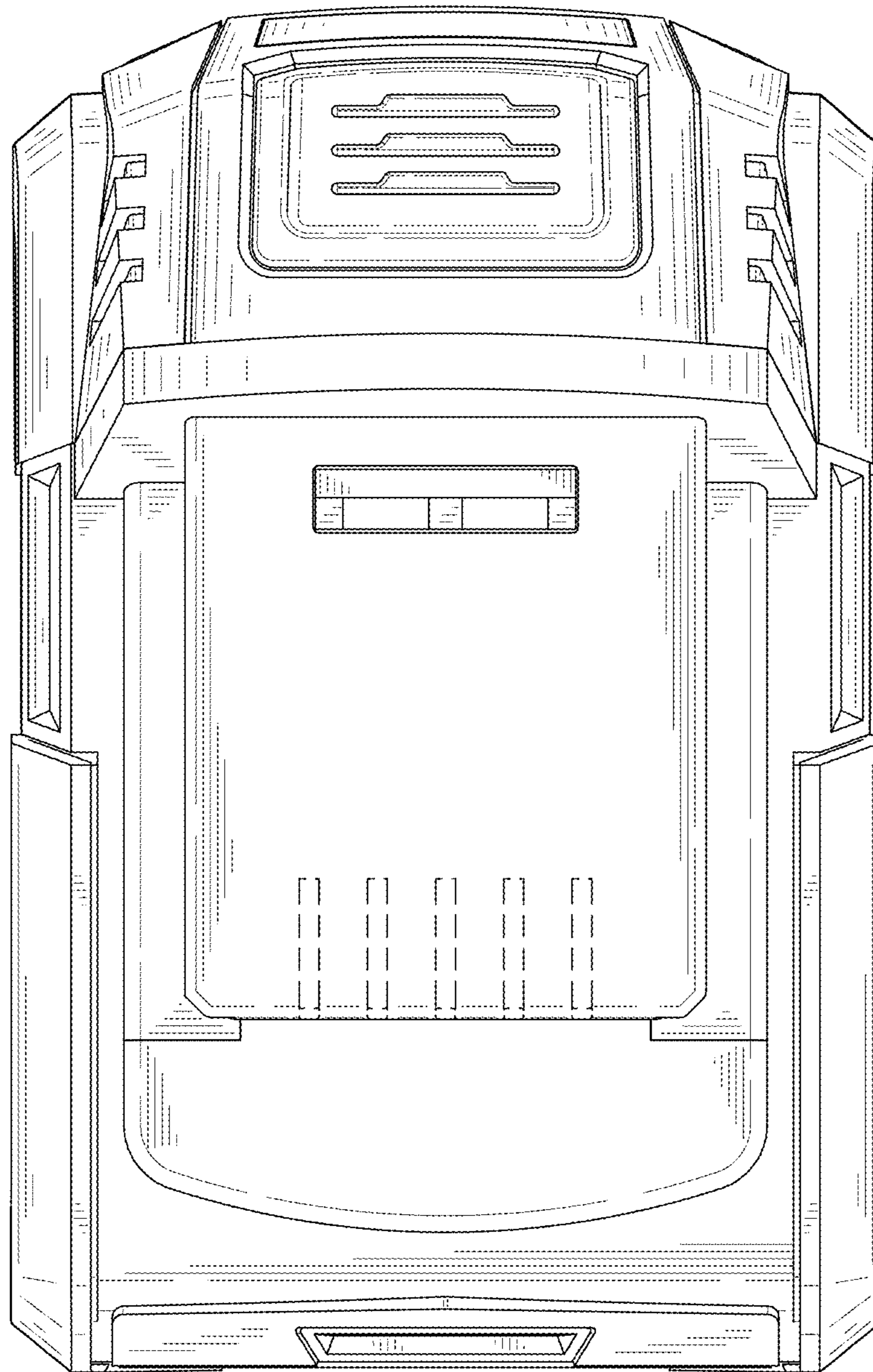


FIG. 7




FIG. 8