



US00D924743S

(12) **United States Design Patent** (10) **Patent No.:** **US D924,743 S**  
**Kumar** (45) **Date of Patent:** **\*\* Jul. 13, 2021**

(54) **VEHICLE FRONT BUMPER**  
(71) Applicant: **GM GLOBAL TECHNOLOGY OPERATIONS LLC**, Detroit, MI (US)  
(72) Inventor: **Abhijeet Kumar**, Sterling Heights, MI (US)  
(73) Assignee: **GM GLOBAL TECHNOLOGY OPERATIONS LLC**, Detroit, MI (US)  
(\*\*) Term: **15 Years**  
(21) Appl. No.: **29/704,905**  
(22) Filed: **Sep. 9, 2019**  
(51) **LOC (13) Cl.** ..... **12-16**  
(52) **U.S. Cl.**  
USPC ..... **D12/169**  
(58) **Field of Classification Search**  
USPC ..... D12/169, 163, 196, 86, 90-92;  
296/180.1, 180.2; 293/102, 113, 115,  
293/117, 120  
CPC ..... B60R 2019/25; B62D 25/084  
See application file for complete search history.

D608,690 S 1/2010 Folden et al.  
D608,691 S 1/2010 Zak, Jr. et al.  
D609,608 S 2/2010 Boniface et al.  
D611,387 S 3/2010 Thompson et al.  
D611,879 S 3/2010 Kim et al.  
D612,297 S 3/2010 Peters et al.  
D613,645 S 4/2010 Song et al.  
D615,458 S 5/2010 Thompson et al.  
D618,595 S 6/2010 Ware et al.  
D623,090 S 9/2010 Cox et al.  
D627,262 S 11/2010 Ikeda et al.  
D635,488 S 4/2011 Phipps  
D644,147 S 8/2011 Suh et al.  
D644,567 S 9/2011 Kozub  
D657,718 S 4/2012 Zipfel et al.  
D659,052 S 5/2012 Ware et al.  
D659,053 S 5/2012 Ware et al.  
D664,903 S \* 8/2012 Platto ..... D12/169  
D666,539 S \* 9/2012 Koizumi ..... D12/169  
D668,182 S 10/2012 Barba Franco et al.  
D668,183 S 10/2012 Smart  
D678,820 S 3/2013 Son et al.  
D678,821 S 3/2013 Ikeda et al.

(Continued)

Primary Examiner — Melody N Brown

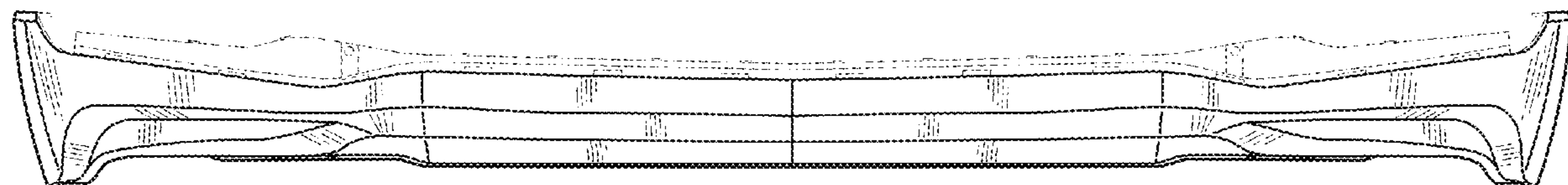
(57) **CLAIM**

The ornamental design for a vehicle front bumper, as shown and described.

**DESCRIPTION**

FIG. 1 is a front and left side perspective view of a vehicle front bumper showing my new design;  
FIG. 2 is a front elevation view thereof;  
FIG. 3 is a left side elevation view thereof, the right side elevation view is a mirror image to the left side elevation view and is omitted herefrom; and,  
FIG. 4 is a bottom plan view thereof.  
The broken lines in the drawings depict portions of the vehicle front bumper that form no part of the claimed design.

**1 Claim, 3 Drawing Sheets**









(56)

**References Cited**

U.S. PATENT DOCUMENTS

D851,542 S	6/2019	Mack
D851,547 S	6/2019	Mack et al.
D851,548 S	6/2019	Mack et al.
D851,549 S	6/2019	Mack et al.
D851,550 S	6/2019	Mack et al.
D851,551 S	6/2019	Mack et al.
D851,552 S	6/2019	Mack et al.
D851,555 S	6/2019	Whitla et al.
D851,556 S	6/2019	Thurber et al.
D851,557 S	6/2019	Thurber et al.
D851,558 S	6/2019	Thurber et al.
D851,559 S	6/2019	Thurber et al.
D851,560 S	6/2019	Yong et al.
D851,561 S	6/2019	Yong et al.

\* cited by examiner

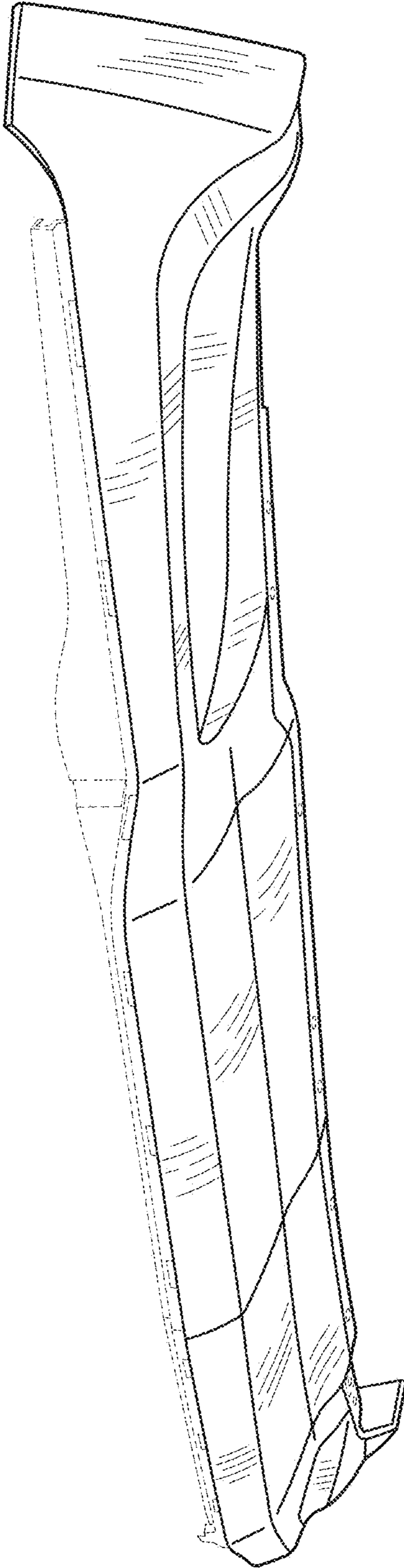


FIG - 1

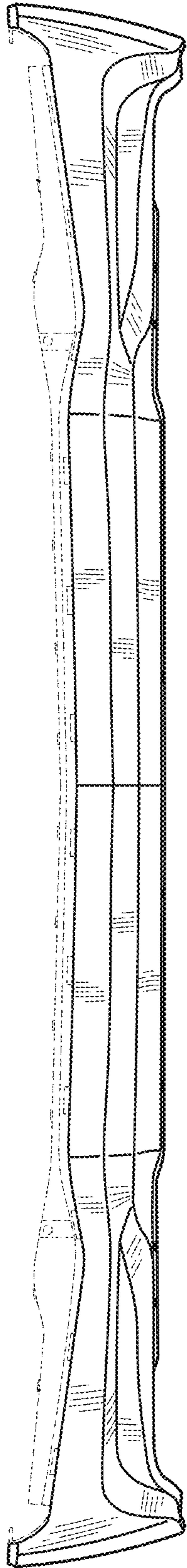


FIG - 2

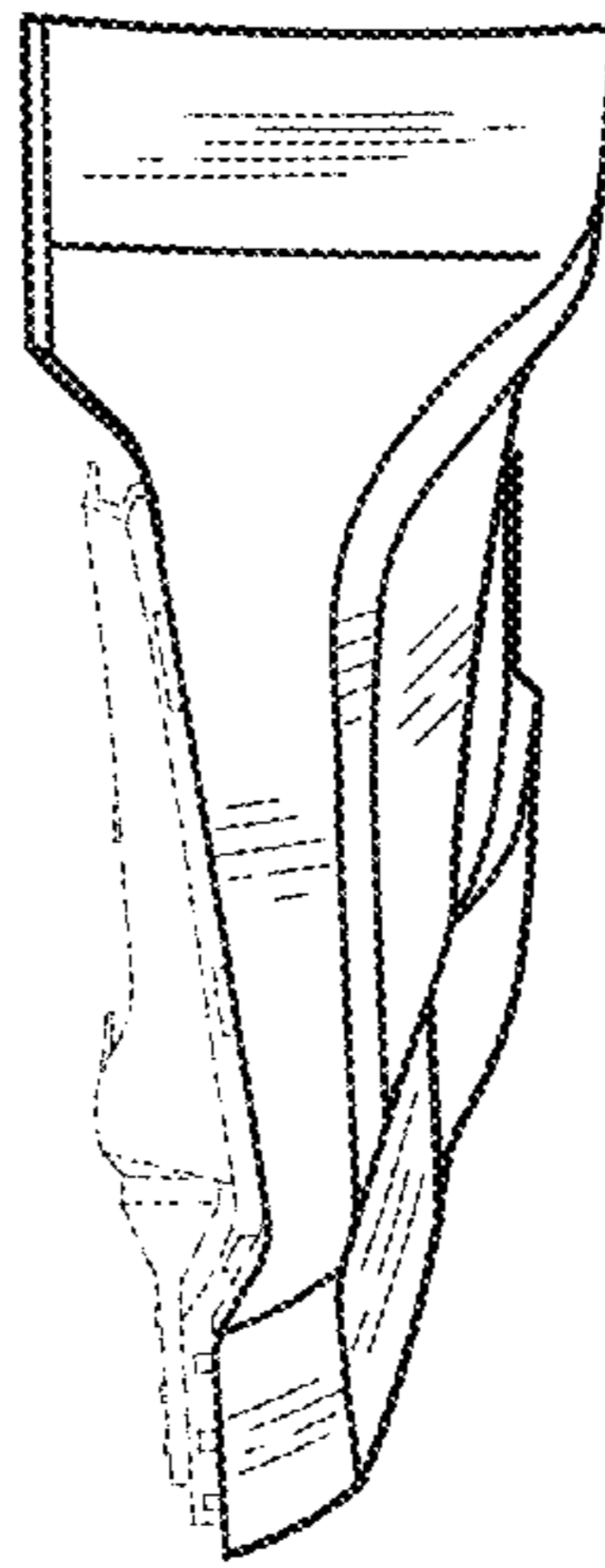


FIG - 3

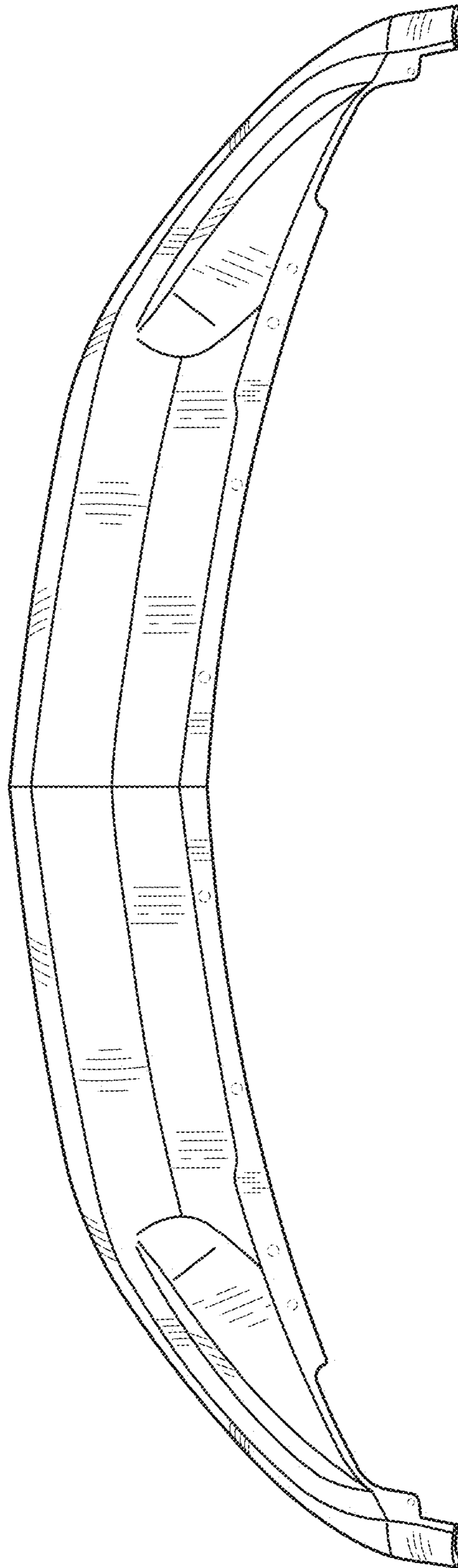


FIG-4