



US00D924731S

(12) **United States Design Patent**
Longpre et al.

(10) **Patent No.:** **US D924,731 S**
(45) **Date of Patent:** **** Jul. 13, 2021**

- (54) **THREE-WHEELED VEHICLE**
- (71) Applicant: **BOMBARDIER RECREATIONAL PRODUCTS INC., Valcourt (CA)**
- (72) Inventors: **Guillaume Longpre, Valcourt (CA); Francois Chenevert, Sherbrooke (CA); Christopher Rudwal, Montreal (CA); Christian Lepine, Bromont (CA)**
- (73) Assignee: **BOMBARDIER RECREATIONAL PRODUCTS INC., Valcourt (CA)**
- (**) Term: **15 Years**
- (21) Appl. No.: **29/704,964**
- (22) Filed: **Sep. 9, 2019**
- (51) **LOC (13) Cl.** **12-11**
- (52) **U.S. Cl.**
USPC **D12/107; D12/110**
- (58) **Field of Classification Search**
USPC D12/85, 86, 107, 110, 112, 131;
D21/424, 433, 434
CPC B62D 21/11; B62D 29/043; B62D 31/00;
B62D 49/00; B62D 61/065; B62L 3/00;
B62K 3/005; B62K 5/01; B62K 5/08;
B62K 5/027
See application file for complete search history.

| | | | |
|-------------------|---------|-----------------|-----------------------|
| D656,435 S * | 3/2012 | Lambri | B62K 5/10 D12/110 |
| D689,794 S * | 9/2013 | Bracy | D12/85 |
| D785,507 S * | 5/2017 | Hishiki | D12/110 |
| D788,647 S * | 6/2017 | Yokoyama | D12/107 |
| D788,648 S * | 6/2017 | Rudwal | D12/110 |
| D810,628 S * | 2/2018 | Li | D12/107 |
| D849,601 S * | 5/2019 | Li | D12/107 |
| D850,981 S * | 6/2019 | Kinoshita | D12/107 |
| D855,498 S * | 8/2019 | Lambri | D12/110 |
| D867,220 S * | 11/2019 | Cote | D12/107 |
| D872,656 S * | 1/2020 | Marabese | D12/107 |
| D909,242 S * | 2/2021 | Brandon | D12/85 |
| 2007/0256882 A1 * | 11/2007 | Bedard | B62K 5/027 180/312 |
| 2009/0224497 A1 * | 9/2009 | Seiter | B62K 5/027 280/62 |
| 2012/0241239 A1 * | 9/2012 | Holroyd | B60K 17/04 180/210 |

* cited by examiner

Primary Examiner — Darlington Ly
(74) *Attorney, Agent, or Firm* — BCF LLP

(57) **CLAIM**

The ornamental design for a three-wheeled vehicle, as shown and described.

DESCRIPTION


FIG. 1 is a perspective view taken from a front, left side of a three-wheeled vehicle according to our design; FIG. 2 is a front elevation view thereof; FIG. 3 is a rear elevation view thereof; FIG. 4 is a left side elevation view thereof; FIG. 5 is a right side elevation view thereof; FIG. 6 is a top plan view thereof; and, FIG. 7 is a bottom plan view thereof. The broken lines in the drawings illustrate portions of the three-wheeled vehicle that form no part of the claimed design.

1 Claim, 7 Drawing Sheets

(56) **References Cited**

U.S. PATENT DOCUMENTS

| | | | |
|--------------|---------|---------------|----------------------|
| D485,788 S * | 1/2004 | Guay | D12/107 |
| D584,188 S * | 1/2009 | Jenkins | D12/85 |
| D593,908 S * | 6/2009 | Longpre | D12/107 |
| D596,081 S * | 7/2009 | Longpre | D12/107 |
| D598,328 S * | 8/2009 | Lambri | B62K 5/05 D12/110 |
| D627,263 S * | 11/2010 | Guay | D12/110 |



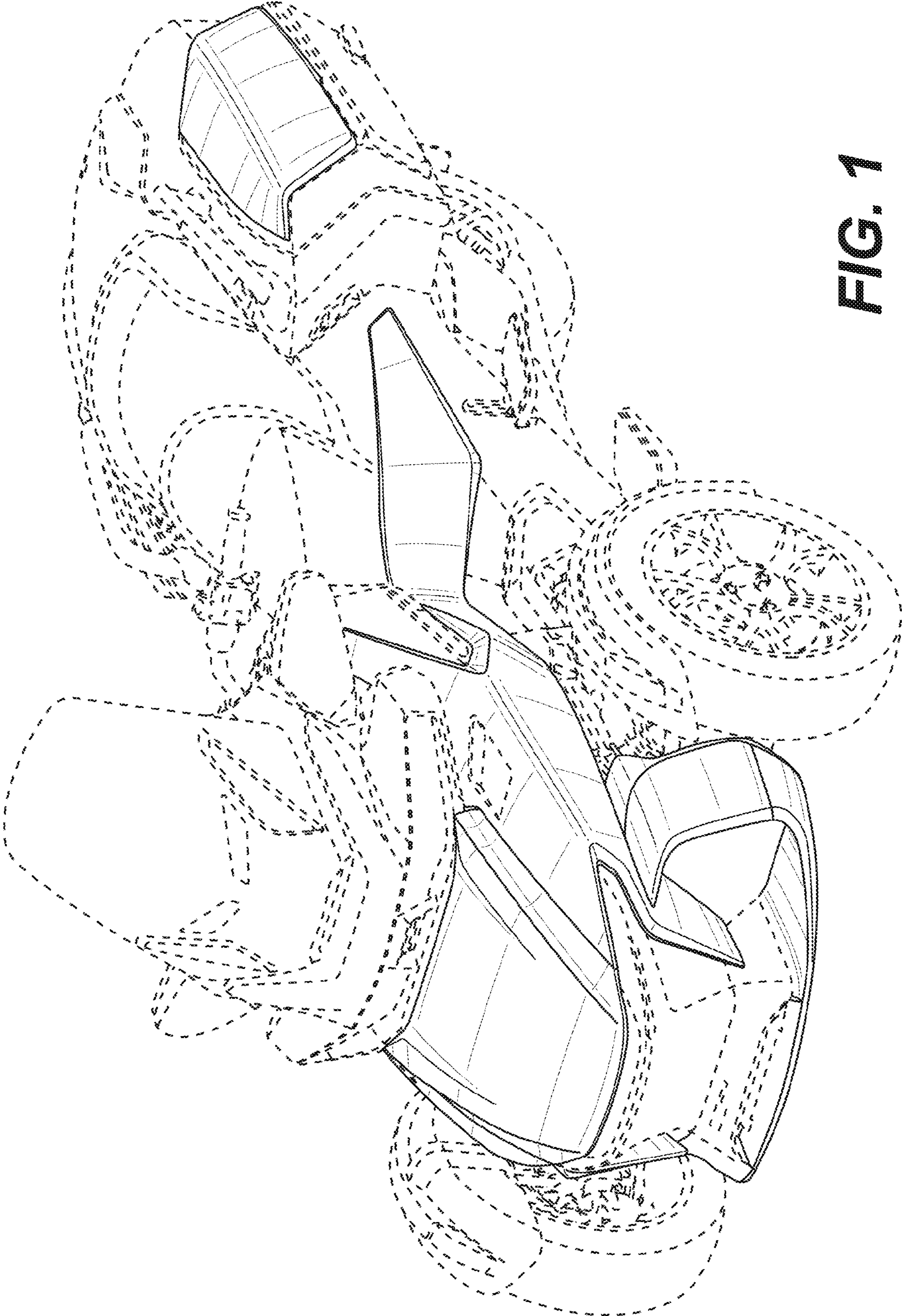


FIG. 1

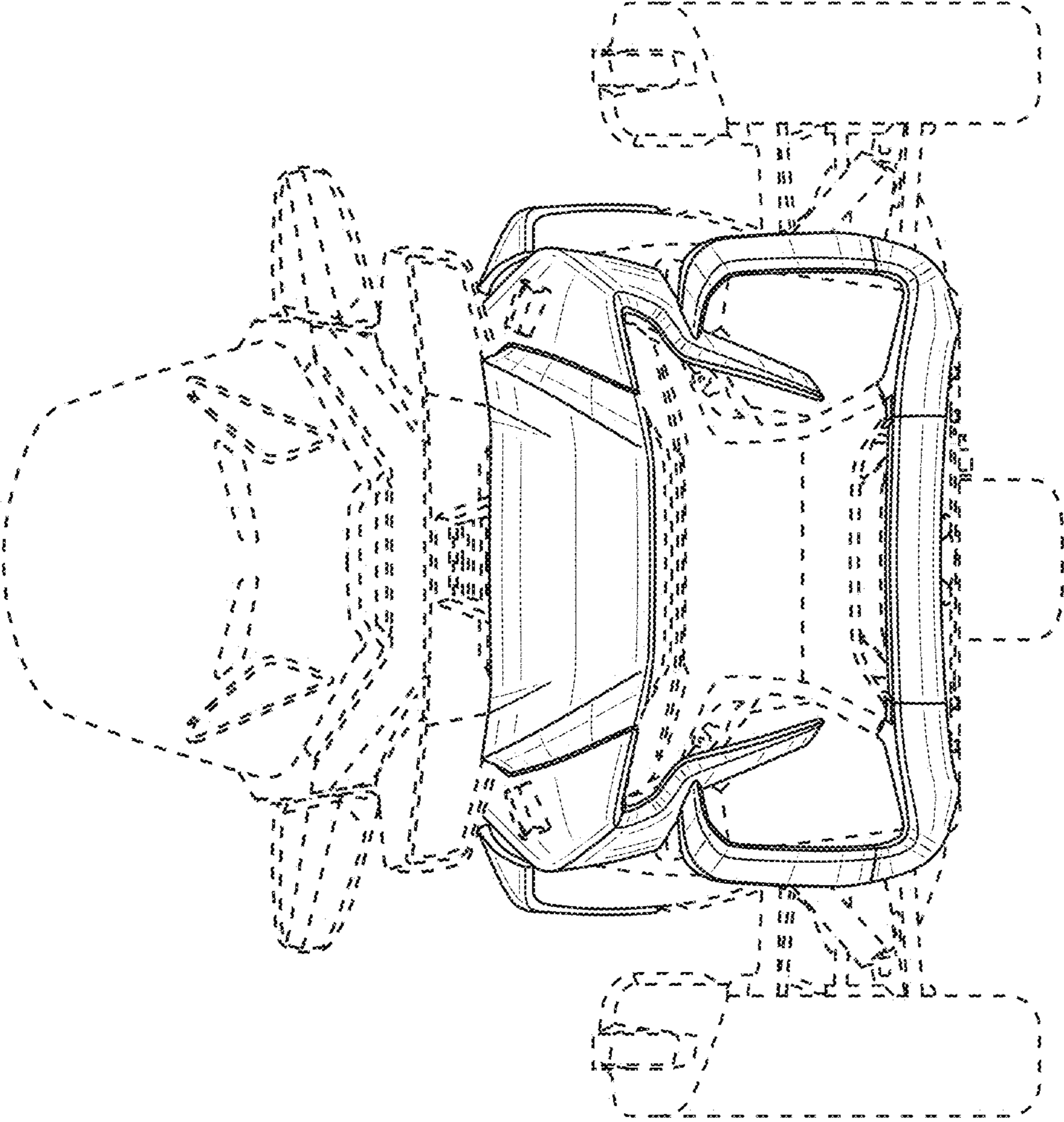


FIG. 2

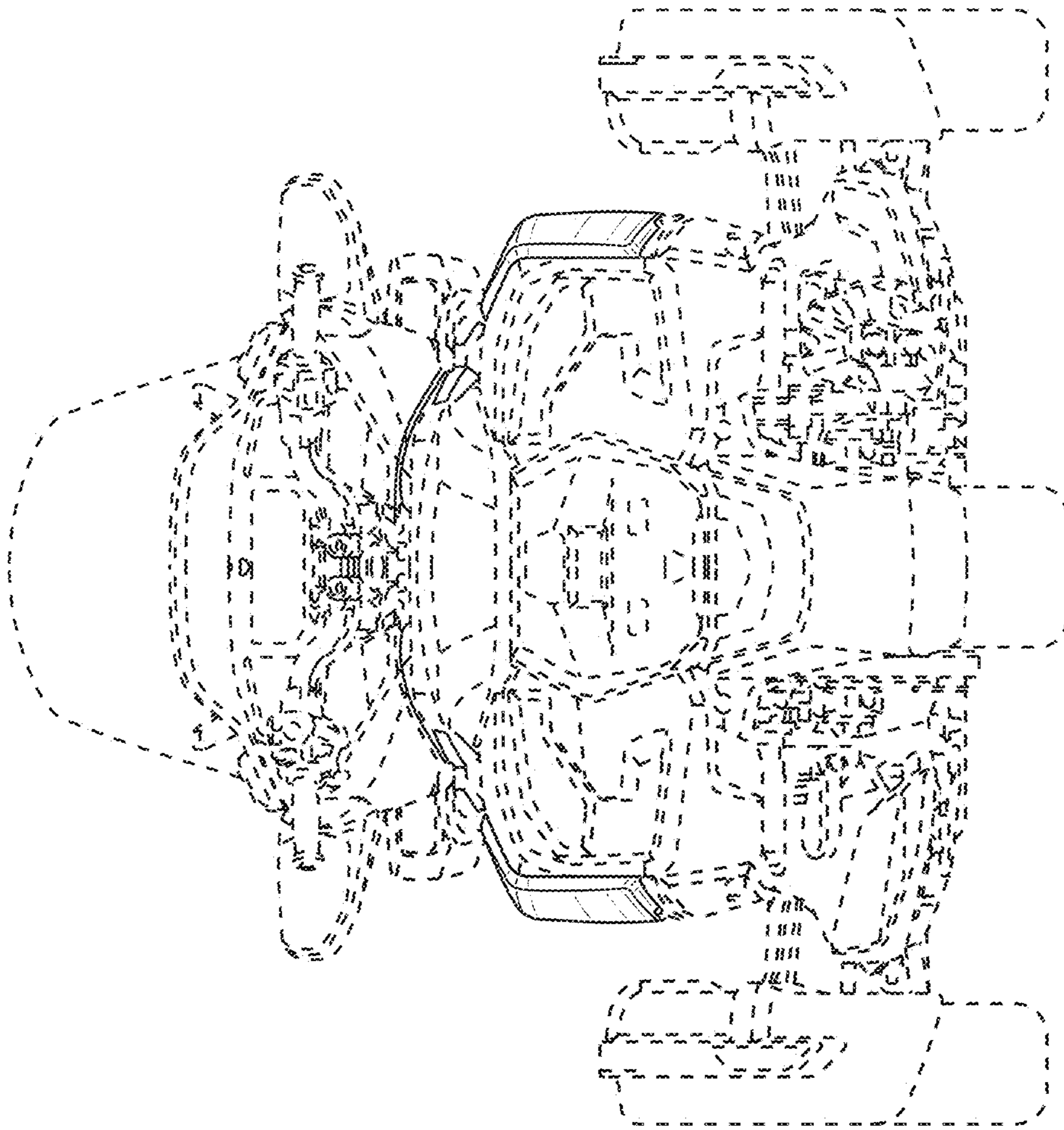


FIG. 3

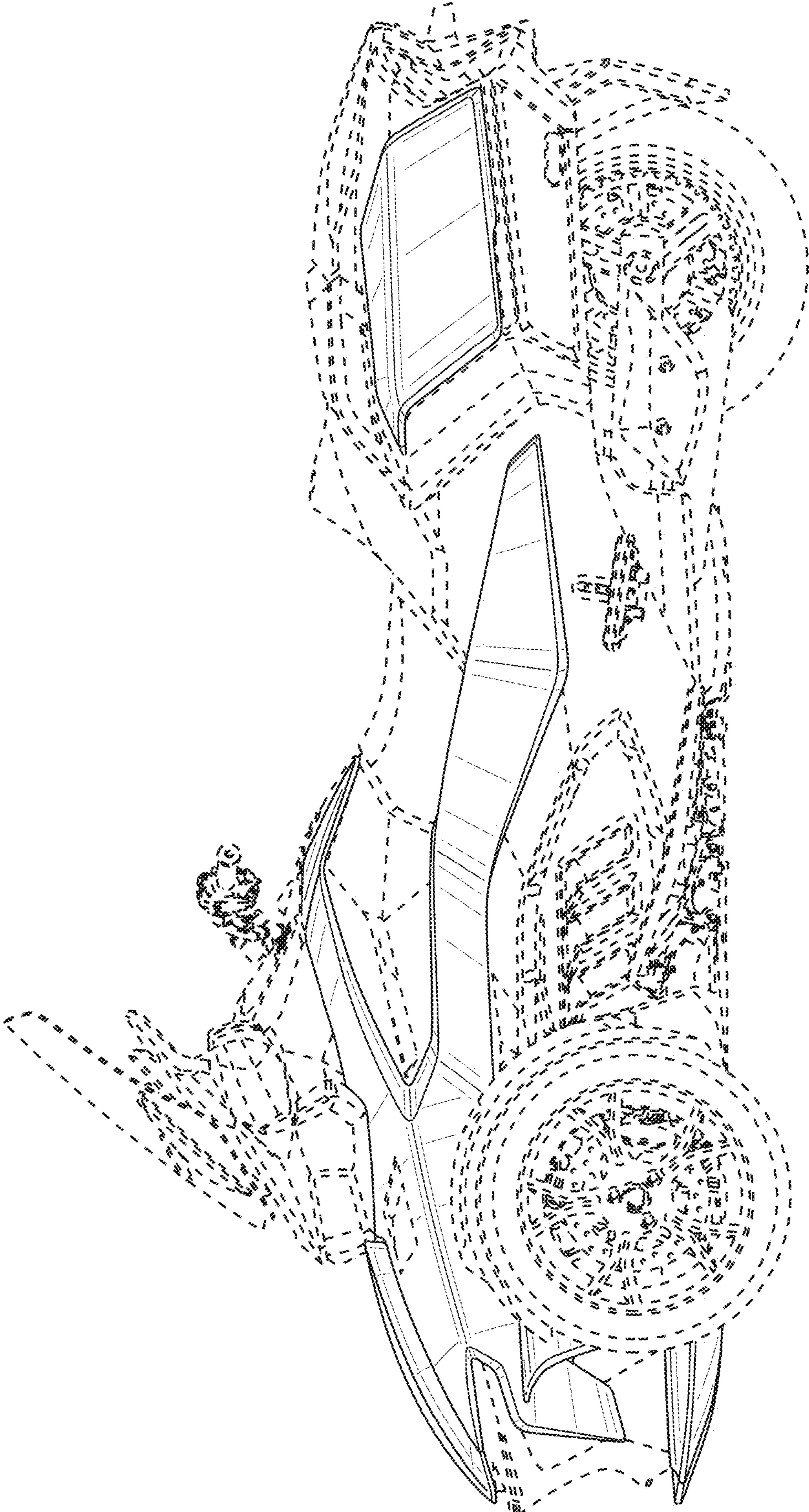


FIG. 4

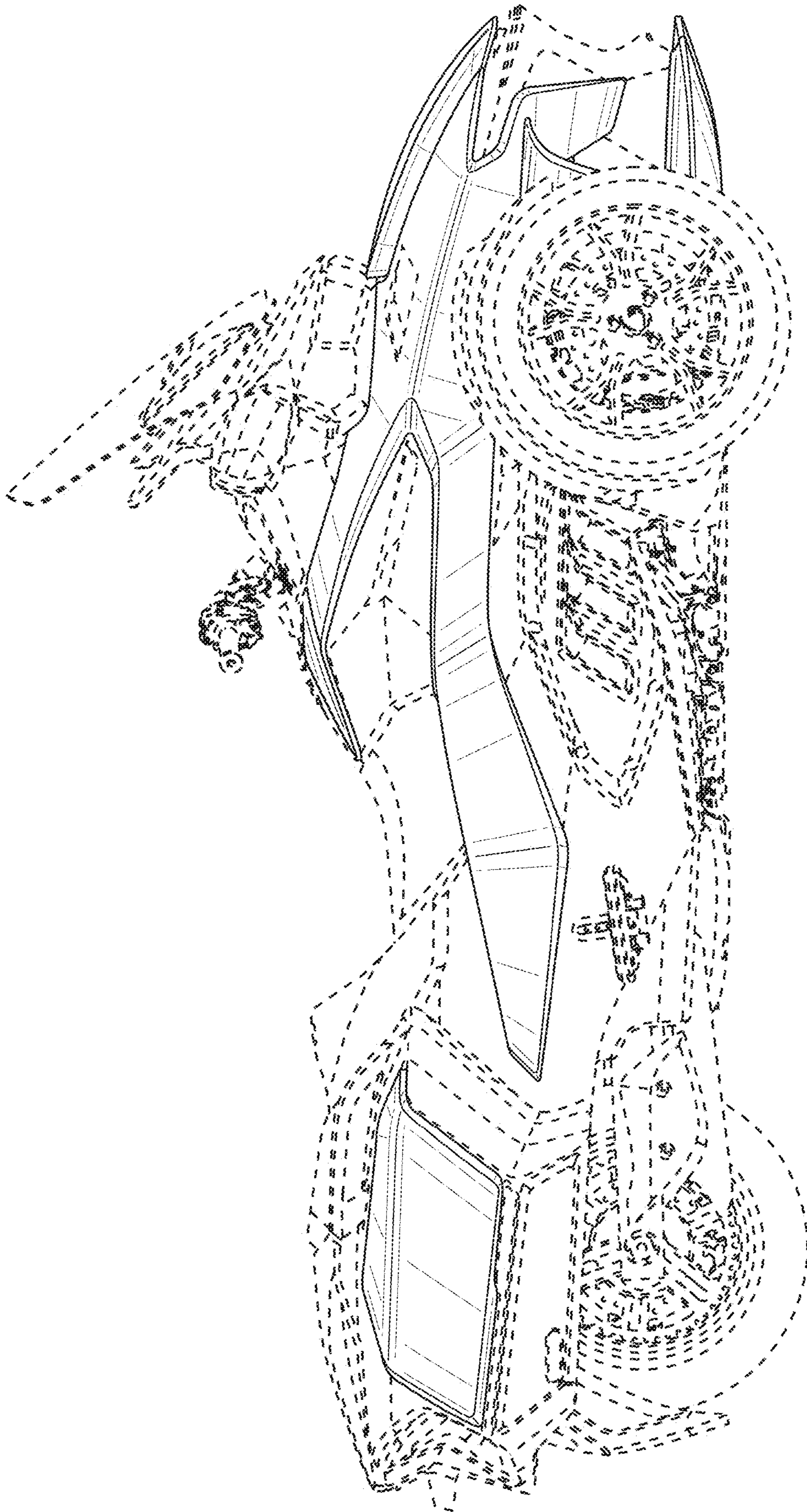


FIG. 5

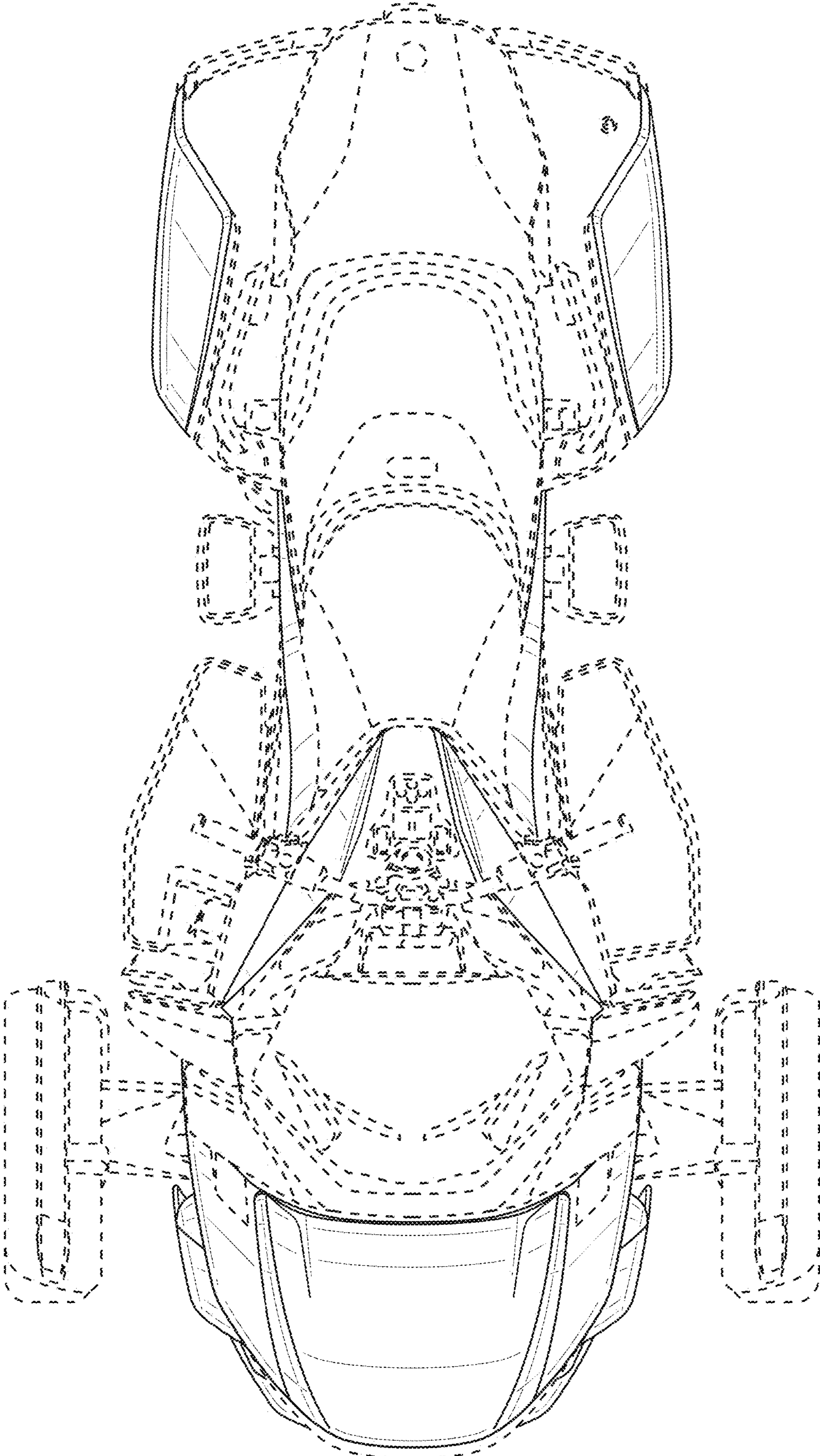


FIG. 6

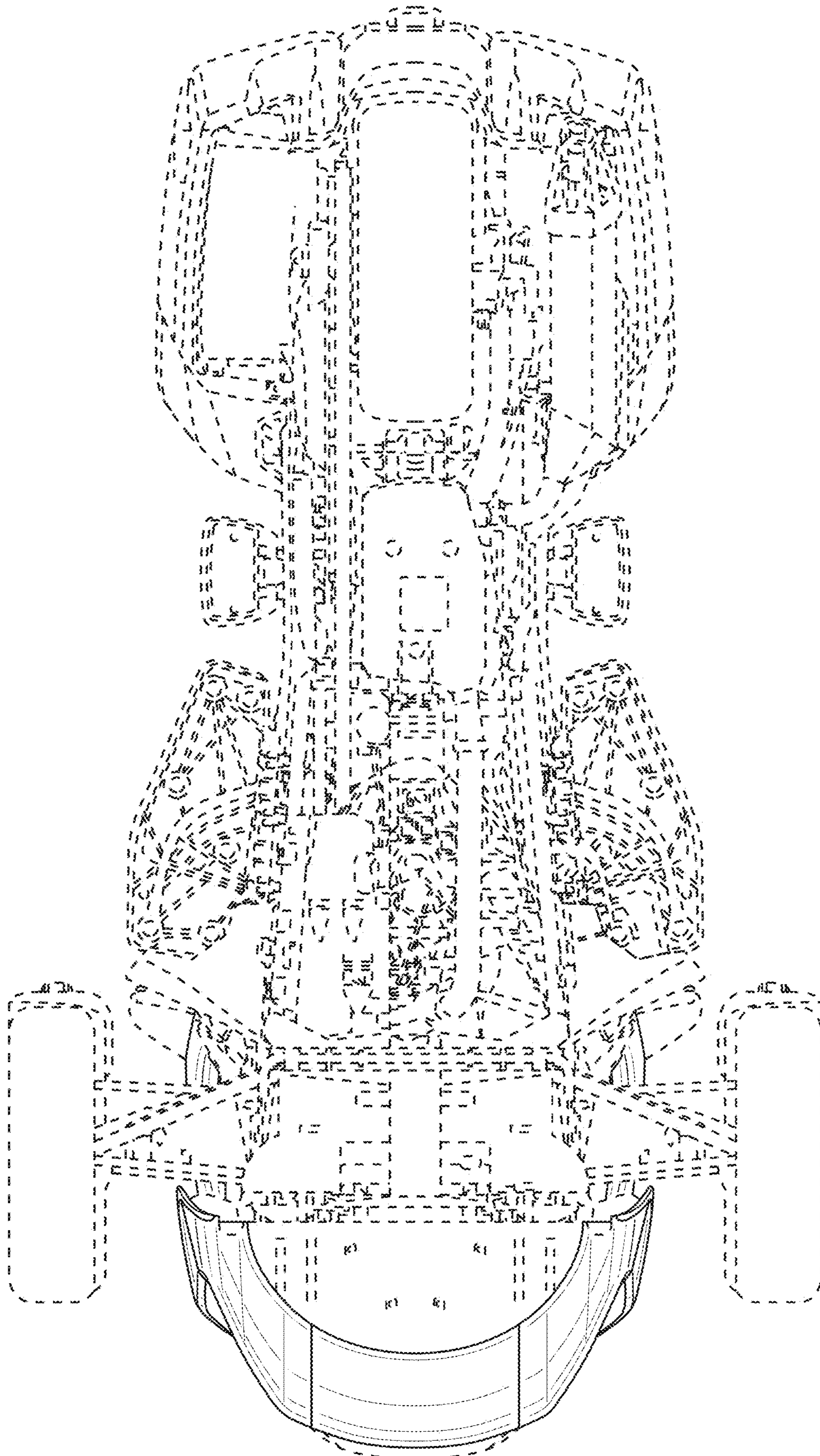


FIG. 7