



US00D924726S

(12) **United States Design Patent** (10) **Patent No.:** **US D924,726 S**
Kentley-Klay et al. (45) **Date of Patent:** **** Jul. 13, 2021**

(54) **VEHICLE**
(71) Applicant: **Zoox, Inc.**, Foster City, CA (US)
(72) Inventors: **Timothy David Kentley-Klay**, Stanford, CA (US); **Nahuel Elias Battaglia**, Stanford, CA (US); **Herman Francisco Delos Santos**, Redwood City, CA (US); **Richard Luke Osellame**, Redwood City, CA (US); **Christopher John Stoffel**, San Carlos, CA (US)

D670,199 S * 11/2012 Zhang D12/91
D678,822 S * 3/2013 Armigliato D12/93
D696,156 S * 12/2013 Campbell D12/91
D701,144 S * 3/2014 Gould D12/91
D717,210 S * 11/2014 Wang D12/84
D721,297 S * 1/2015 Zhang D12/84
D774,942 S * 12/2016 Jing D12/84
D786,133 S * 5/2017 Song D12/86
D789,249 S * 6/2017 Iparraguirre D12/84
D800,017 S * 10/2017 Sapet D12/86

(Continued)

(73) Assignee: **Zoox, Inc.**, Foster City, CA (US)
(**) Term: **15 Years**

(21) Appl. No.: **29/655,062**

(22) Filed: **Jun. 29, 2018**

(51) **LOC (13) Cl.** **12-08**

(52) **U.S. Cl.**
USPC **D12/84**

(58) **Field of Classification Search**
USPC D12/84, 82, 86, 91, 92, 100
CPC B62D 31/02; B62D 31/04; B62D 47/02;
B60G 2202/152; B60G 2300/14; B60P
3/007

See application file for complete search history.

(56) **References Cited**

U.S. PATENT DOCUMENTS

D196,905 S * 11/1963 Dardenne D12/84
D255,340 S * 6/1980 Flesche D12/84
D301,996 S * 7/1989 Manning D12/84
D531,546 S * 11/2006 Fillion D12/84
D563,831 S * 3/2008 Suge D12/84
D610,037 S * 2/2010 Zhang D12/1
D613,642 S * 4/2010 Zhang D12/1
D613,644 S * 4/2010 Zhang D12/1
D633,824 S * 3/2011 Fukui D12/91
D642,092 S * 7/2011 Wiens D12/84

OTHER PUBLICATIONS

Chinese Office Action dated Apr. 16, 2019 for Chinese Patent Application No. 201830771120.0, a counterpart of U.S. Appl. No. 29/655,062, 1 page.

(Continued)

Primary Examiner — Michelle E. Wilson

Assistant Examiner — Clese Moore, Jr.

(74) *Attorney, Agent, or Firm* — Lee & Hayes, P.C.

(57) **CLAIM**

The ornamental design for a vehicle, as shown and described.

DESCRIPTION

FIG. 1 is a front perspective view of a vehicle;

FIG. 2 is a front view thereof;

FIG. 3 is a back view thereof;

FIG. 4 is a left-side view thereof;

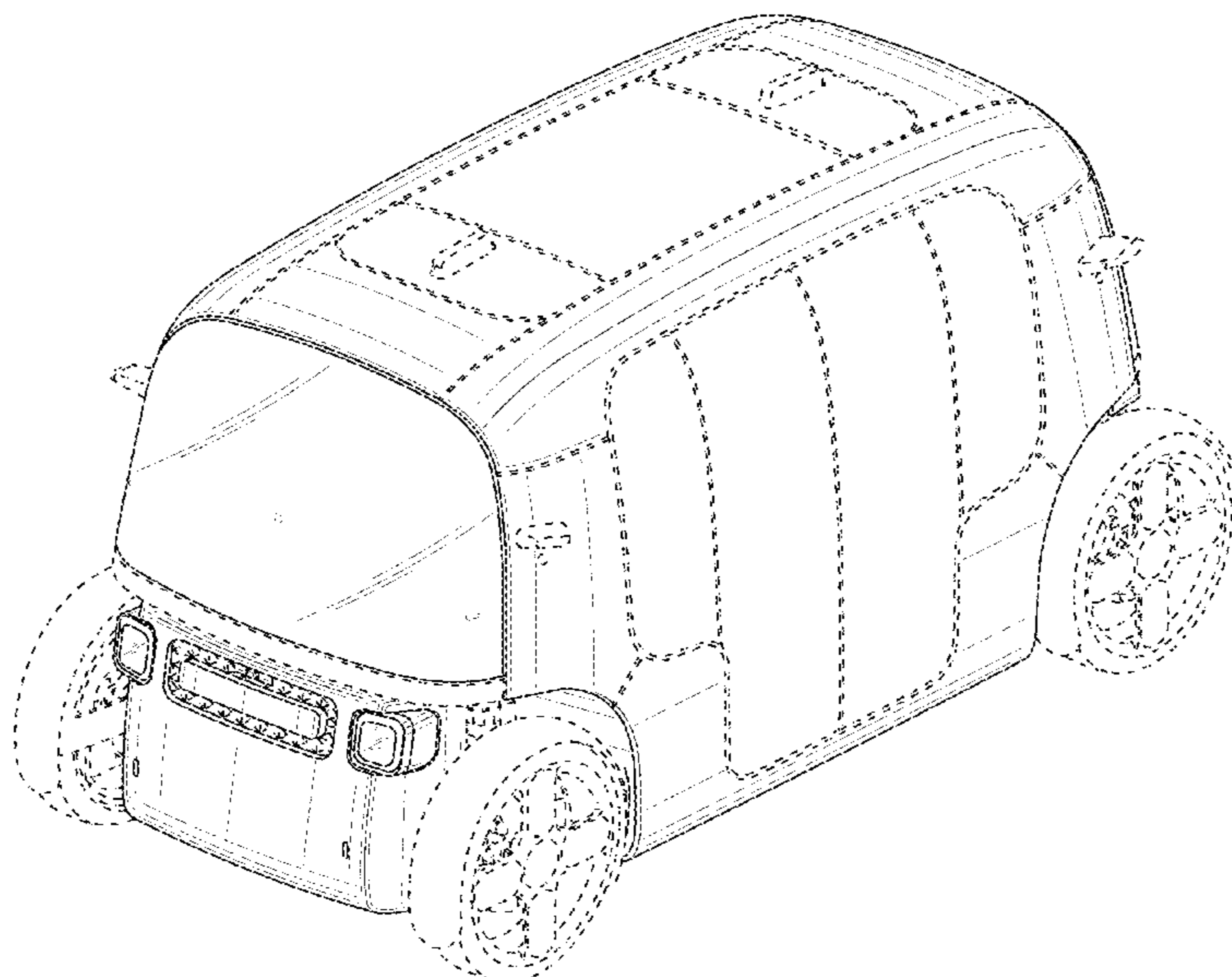
FIG. 5 is a right-side view thereof;

FIG. 6 is a top view thereof; and,

FIG. 7 is a bottom view thereof.

The dashed broken lines depict portions of the vehicle that form no part of the claimed design. The dot-dashed broken lines represent boundaries of the claimed vehicle and form no part of the claimed design.

1 Claim, 7 Drawing Sheets



(56)

References Cited

U.S. PATENT DOCUMENTS

D832,742 S * 11/2018 Fisker D12/86

OTHER PUBLICATIONS

European Office Action dated Apr. 5, 2019 for European Patent Application No. 005939675-0001, a counterpart of U.S. Appl. No. 29/655,062, 4 pages.

Japanese Office Action dated Jun. 7, 2019 for Japanese Patent Application No. 2018-028471, a counterpart of U.S. Appl. No. 29/655,062, 3 pages.

Chinese Office Action dated Jan. 8, 2020 for Chinese Patent Application No. 201830771120.0, a counterpart of U.S. Appl. No. 29/655,062, 1 page.

* cited by examiner

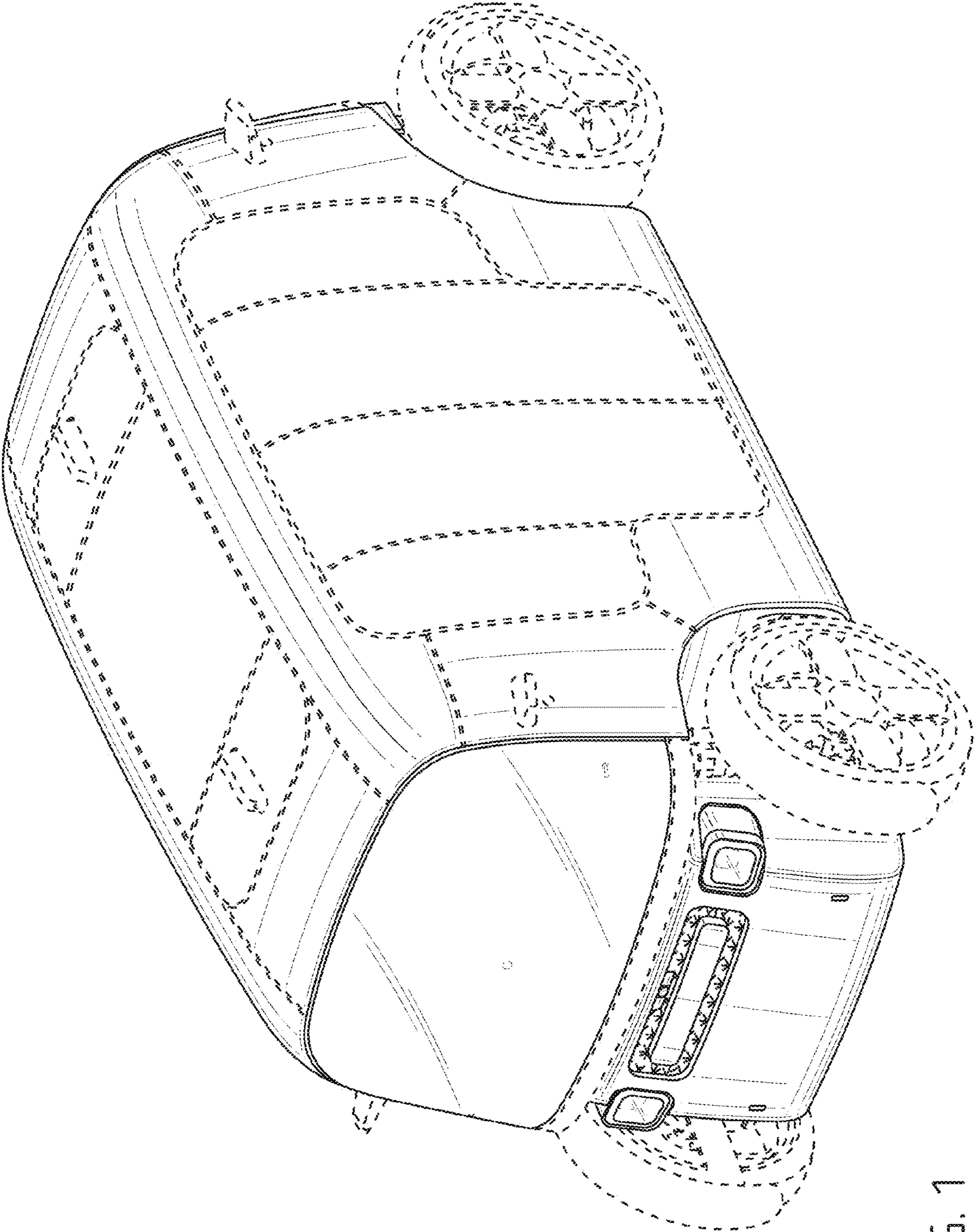


FIG. 1

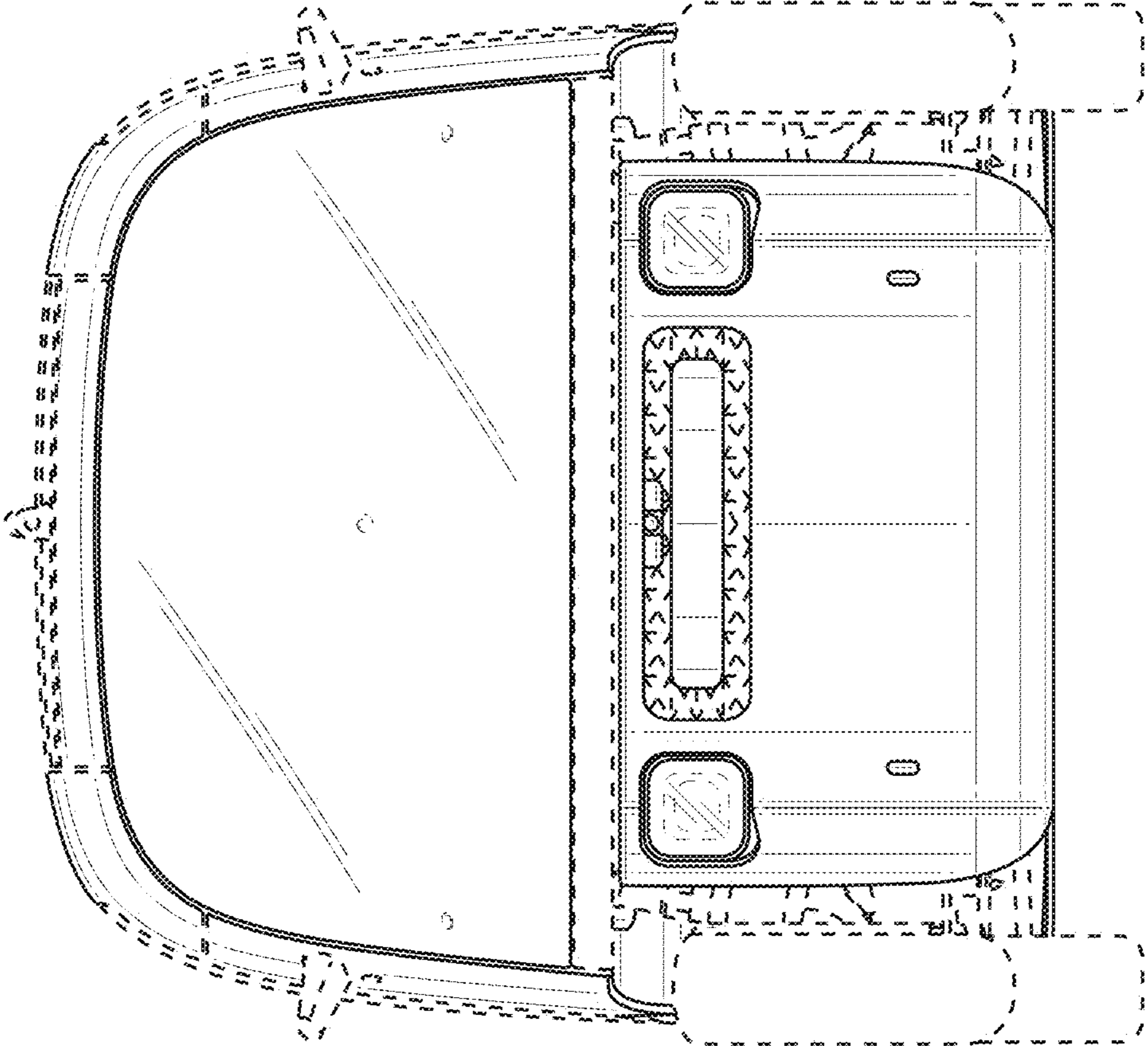


FIG. 2

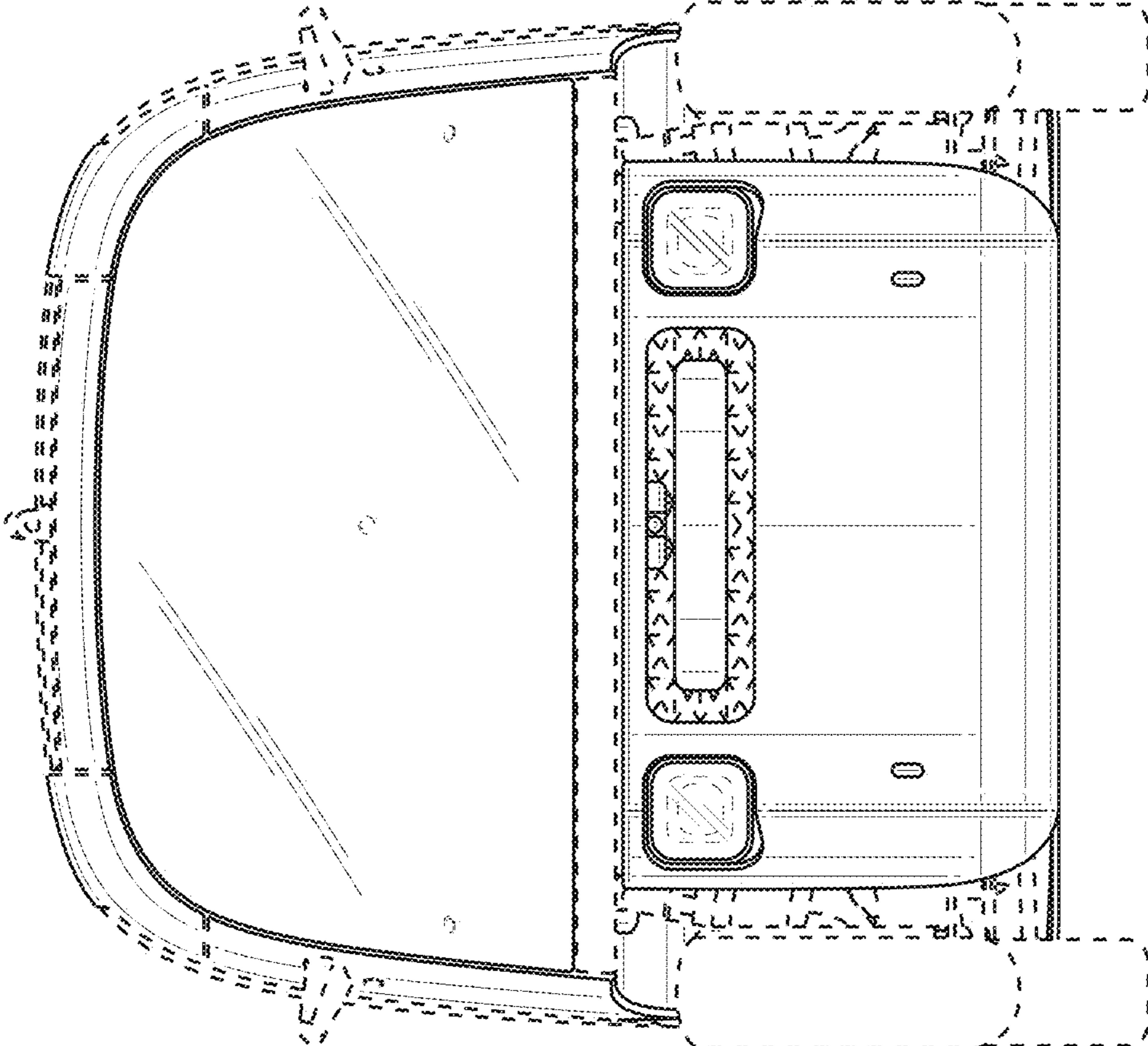


FIG. 3

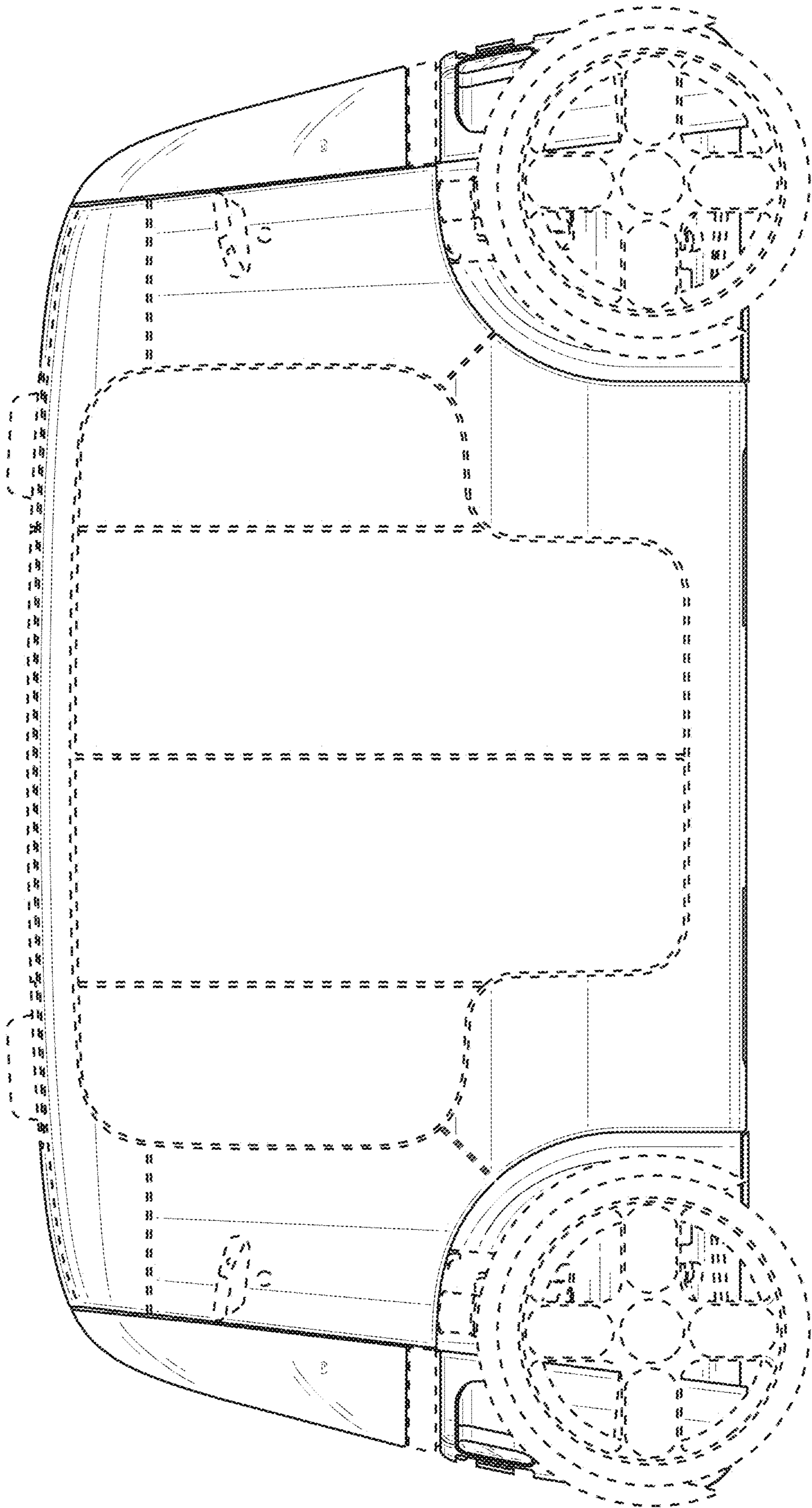


FIG. 4

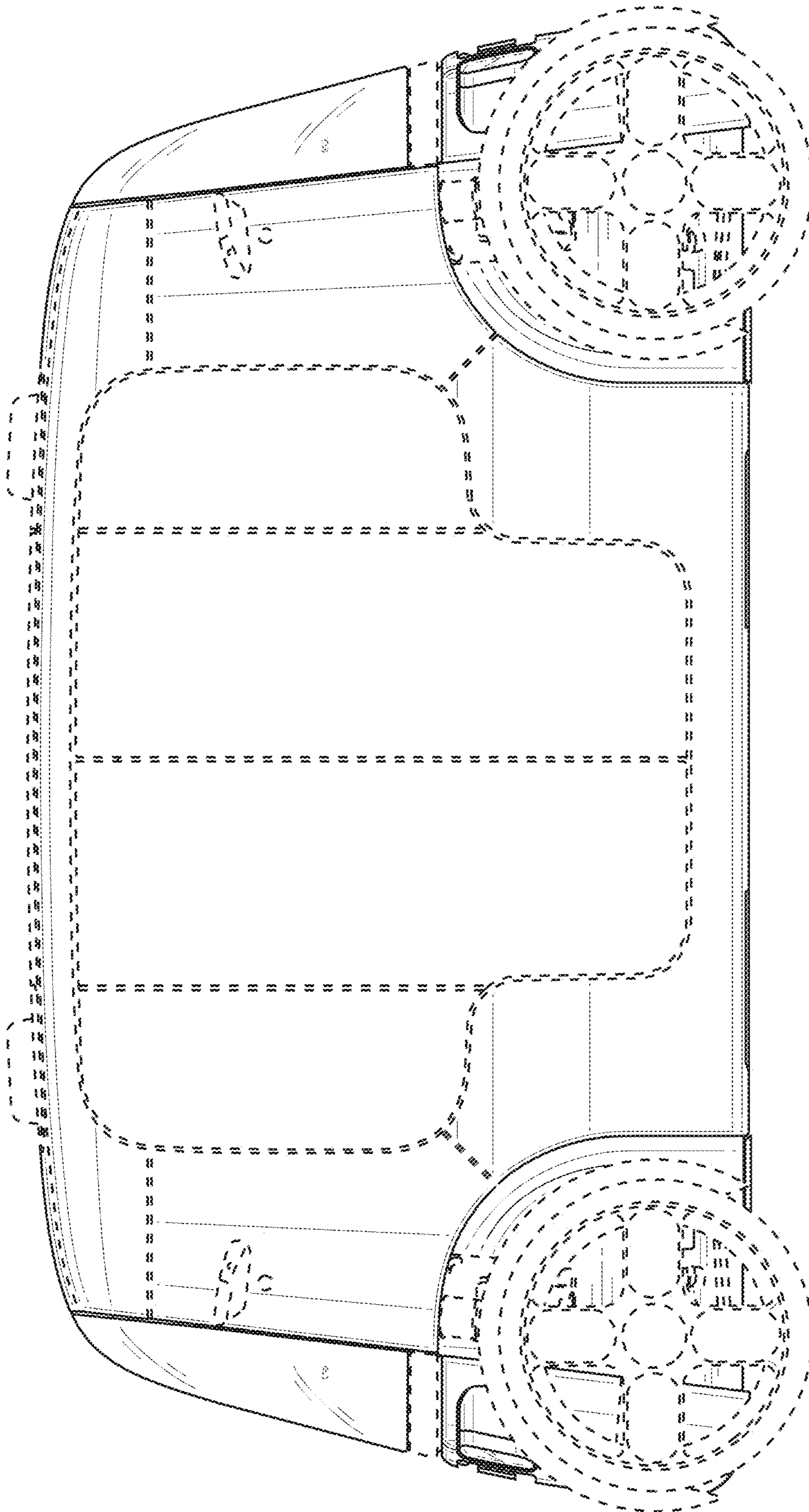


FIG. 5

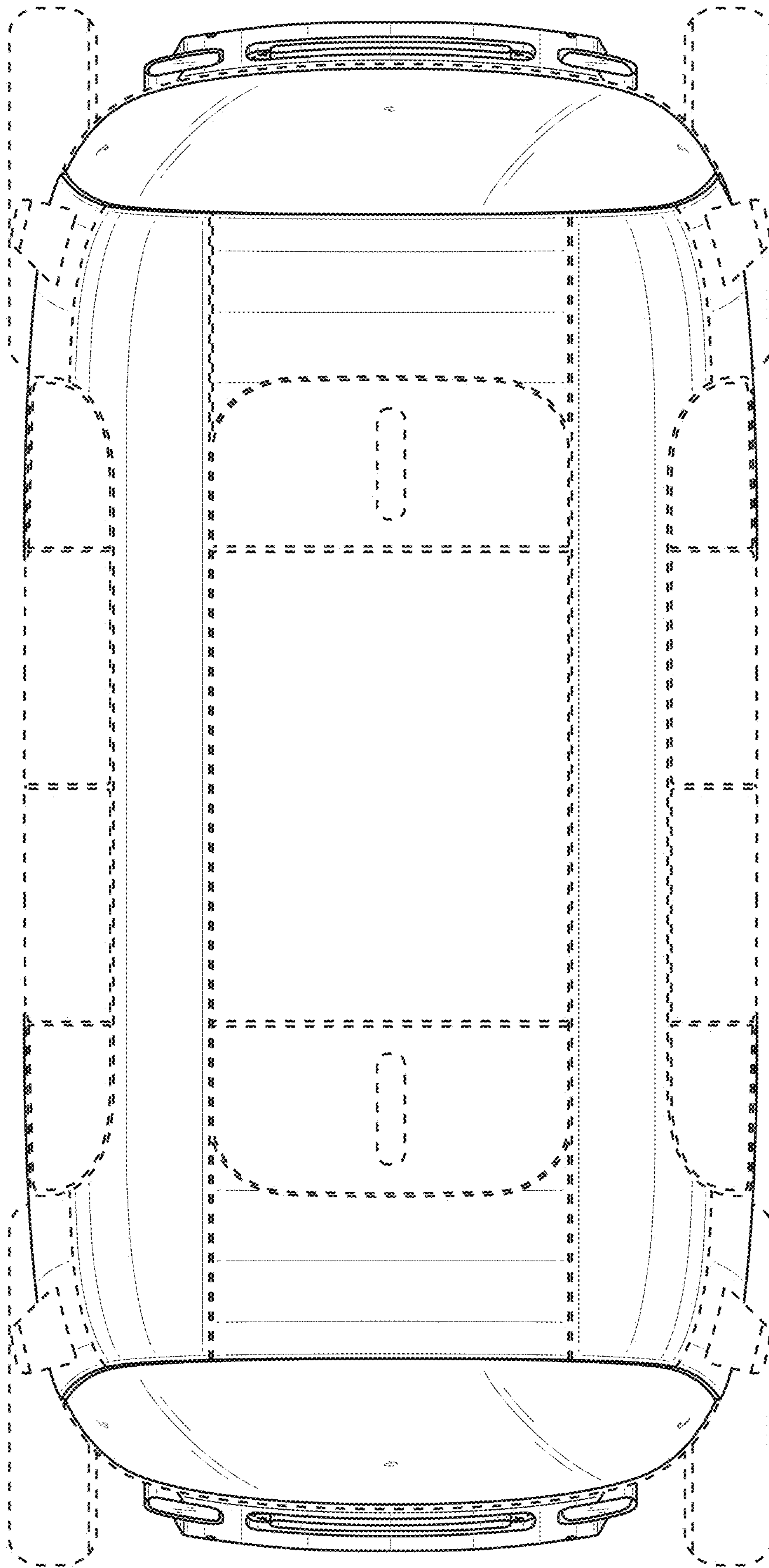


FIG. 6

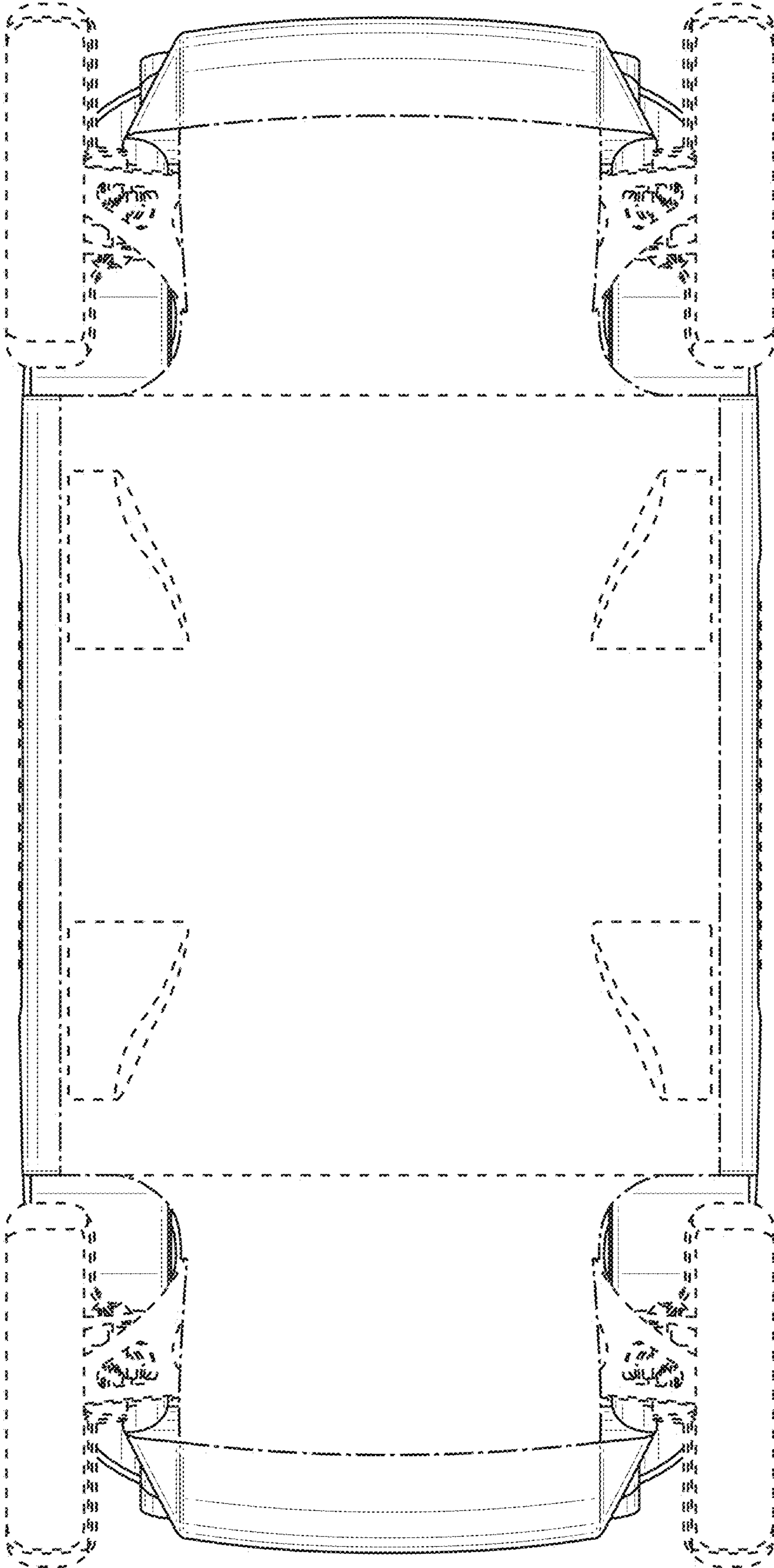


FIG. 7