



US00D924721S

(12) **United States Design Patent** (10) **Patent No.:** **US D924,721 S**  
**Cunanan et al.** (45) **Date of Patent:** **\*\* Jul. 13, 2021**

(54) **MOBILE**  
(71) Applicant: **PEHR DESIGNS INC.**, Toronto (CA)  
(72) Inventors: **Melanie Cunanan**, Toronto (CA);  
**Rebecca Perren**, Toronto (CA); **Jen Kelly**, Toronto (CA)  
(73) Assignee: **PEHR DESIGNS INC.**, Toronto (CA)  
(\*\*) Term: **15 Years**  
(21) Appl. No.: **29/614,447**

D279,873 S \* 7/1985 Neely ..... D10/116.1  
4,967,633 A \* 11/1990 Jewell, Jr. .... G10K 1/10  
84/404  
D317,419 S \* 6/1991 Ronzheimer ..... 116/141  
D323,192 S \* 1/1992 Takahashi ..... 428/7  
D327,714 S \* 7/1992 Meigs ..... D11/141  
D331,429 S \* 12/1992 Matsumoto ..... D11/141  
D336,495 S \* 6/1993 Raiffe ..... D11/141  
5,452,638 A \* 9/1995 Yancy ..... G10K 1/072  
116/141  
D383,172 S \* 9/1997 Allegre ..... D21/467  
D387,395 S \* 12/1997 Silberstein ..... D21/467  
D502,427 S \* 3/2005 Gais ..... D11/141  
D733,607 S \* 7/2015 Paulson ..... D11/141  
10,847,132 B1 \* 11/2020 Miller ..... G10D 13/08

(22) Filed: **Aug. 18, 2017**  
(51) **LOC (13) Cl.** ..... **11-02**  
(52) **U.S. Cl.**  
USPC ..... **D11/141; D21/467**  
(58) **Field of Classification Search**  
USPC ..... D11/141, 157, 158, 164, 184; D21/467;  
D10/118.1, 121  
CPC ..... A63H 33/006; A63H 33/40  
See application file for complete search history.

**FOREIGN PATENT DOCUMENTS**

CA 176571 \* 3/2019  
CA 176572 \* 3/2019  
EM 004153633-0004 \* 8/2017  
EM 004153633-0005 \* 8/2017

\* cited by examiner

*Primary Examiner* — W. A. Teddy Falloway

(56) **References Cited**

**U.S. PATENT DOCUMENTS**

442,629 A \* 12/1890 Lipscomb ..... A63H 33/006  
248/231.85  
2,828,963 A \* 4/1958 Steiner ..... A63H 33/006  
446/254  
D183,744 S \* 10/1958 Hutzler ..... D21/467  
3,290,817 A \* 12/1966 Kravath ..... A63H 33/006  
446/227  
D213,982 S \* 4/1969 Simon ..... D21/467  
3,699,704 A \* 10/1972 Hakim ..... A63H 3/28  
446/227  
D276,322 S \* 11/1984 Maxwell ..... D11/118  
D278,446 S \* 4/1985 Kujawski ..... D21/467

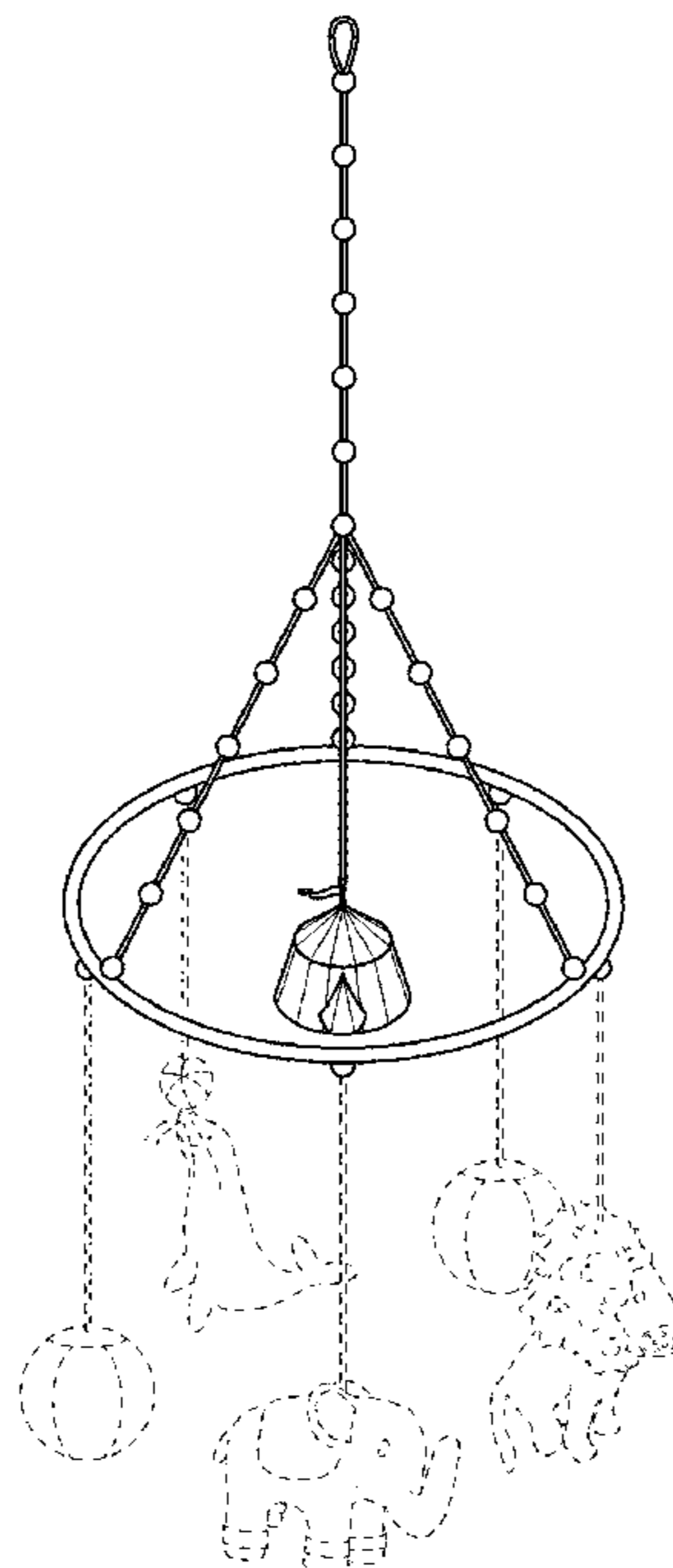
(57) **CLAIM**

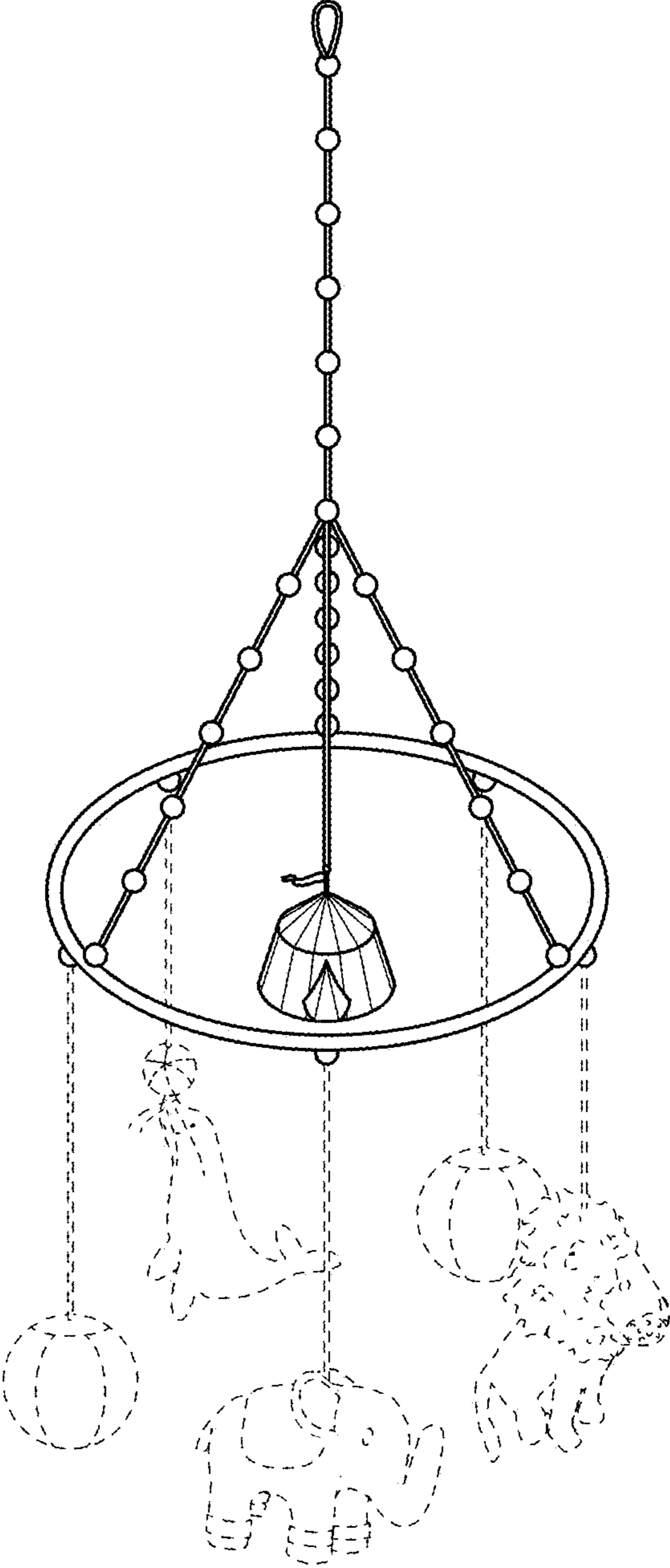
The ornamental design for a mobile, as shown and described.

**DESCRIPTION**

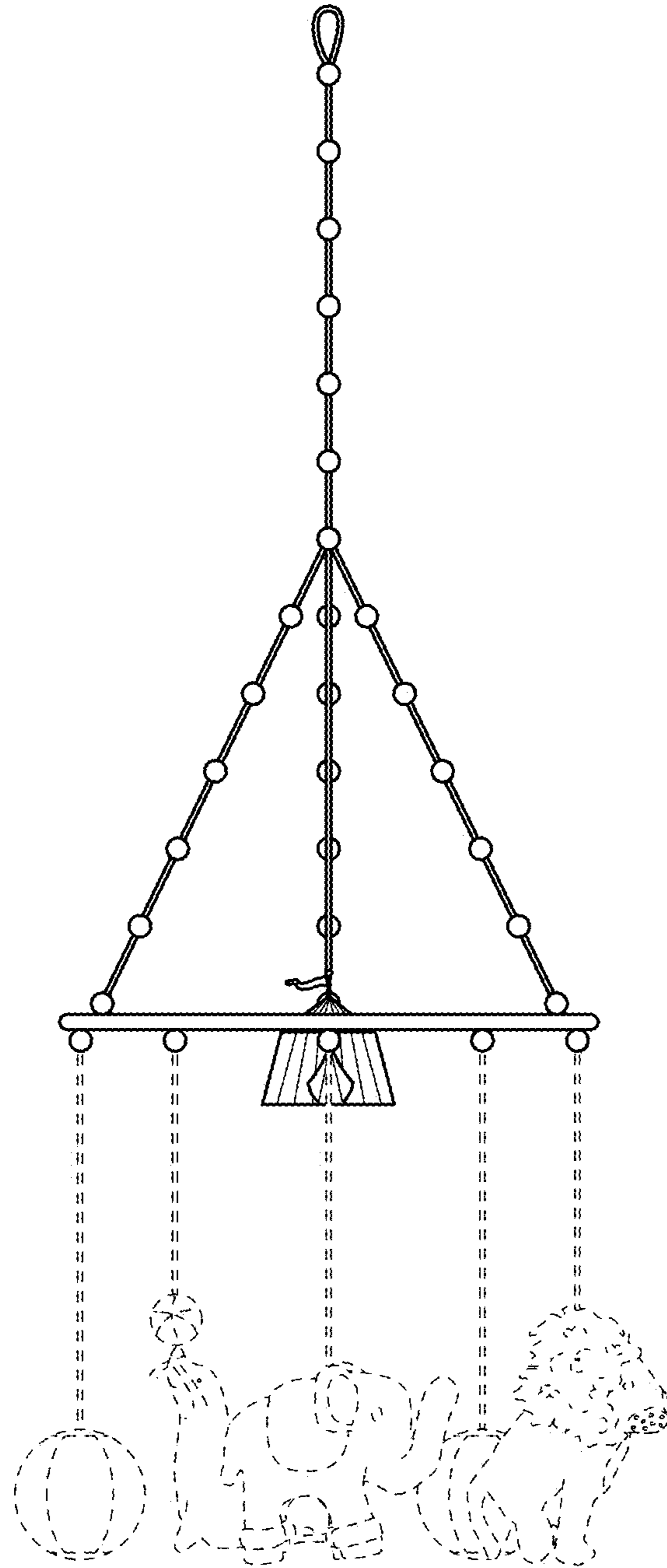
FIG. 1 is an isometric view of the design for a mobile;  
FIG. 2 is a side view of FIG. 1;  
FIG. 3 is a front view of FIG. 1; and,  
FIG. 4 is a top view of FIG. 1.  
The broken lines shown illustrate portions of the mobile that form no part of the claimed design.

**1 Claim, 4 Drawing Sheets**

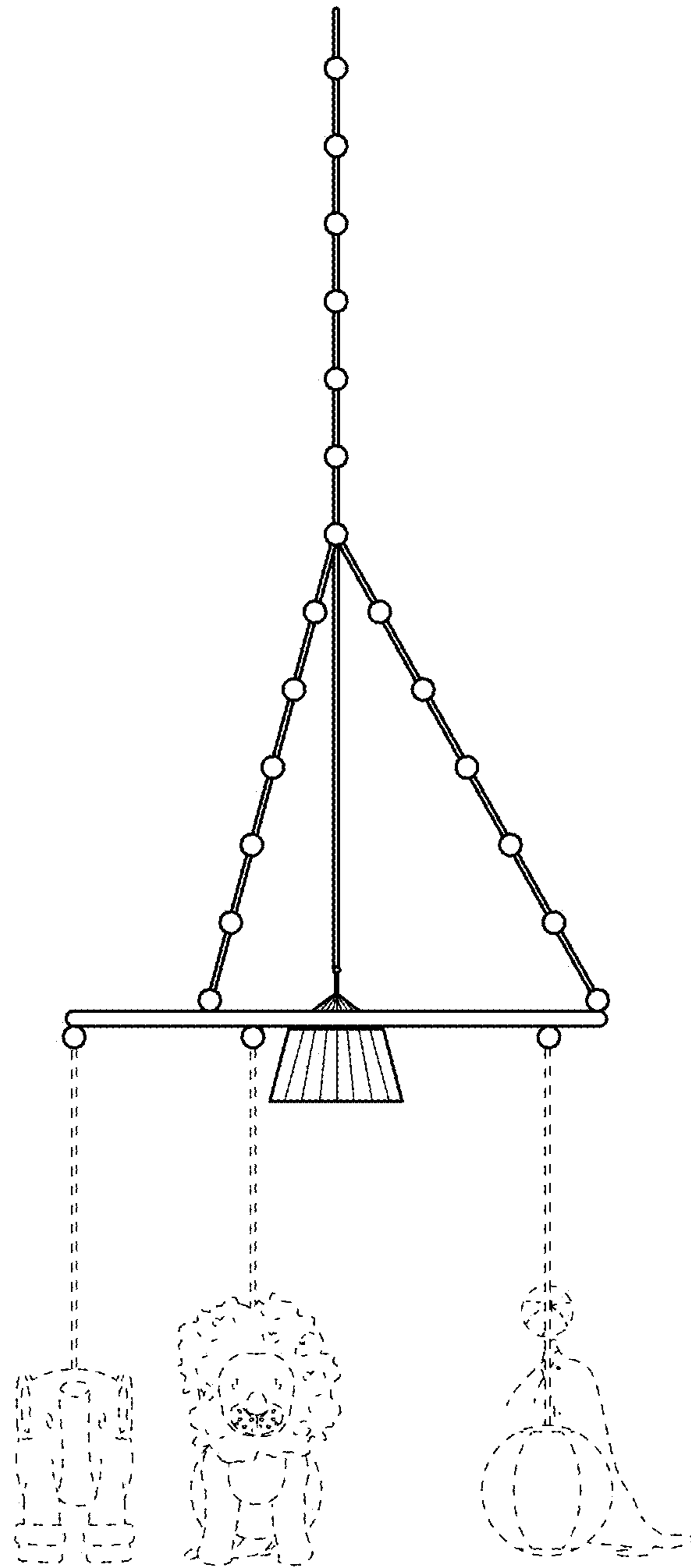




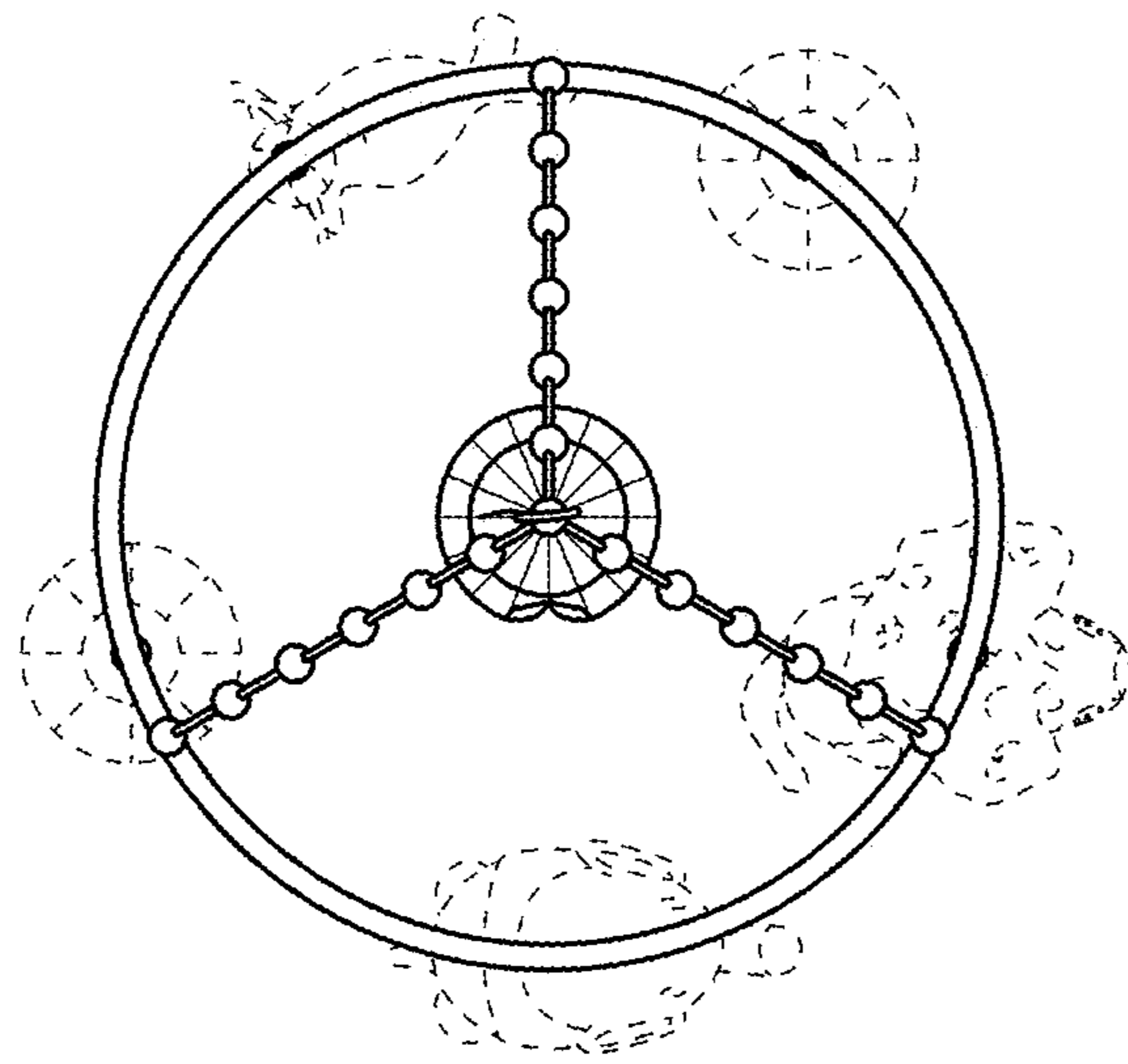
**FIG. 1**



**FIG. 2**



**FIG. 3**



**FIG. 4**