



US00D924718S

(12) **United States Design Patent** (10) **Patent No.:** **US D924,718 S**
Rizzo et al. (45) **Date of Patent:** **** Jul. 13, 2021**

(54) **CHARM**
(71) Applicant: **Victoria's Secret Stores Brand Management, LLC**, Reynoldsburg, OH (US)
(72) Inventors: **Richard Rizzo**, New York, NY (US); **Justin Montgomery**, Hoboken, NJ (US); **Chi Wing Leslie Lin**, Kowloon (HK)
(73) Assignee: **Victoria's Secret Stores Brand Management, LLC**, Reynoldsburg, OH (US)

D534,096 S * 12/2006 Lovett D11/103
D547,229 S * 7/2007 Sandberg D11/81
D557,165 S * 12/2007 Basha D11/16
D575,666 S * 8/2008 Mudrick D11/103
D575,667 S * 8/2008 Mudrick D11/103
D711,278 S * 8/2014 Kadri D11/81
D712,301 S * 9/2014 Tipp D11/81
D815,557 S * 4/2018 Kadar D11/87

(Continued)

FOREIGN PATENT DOCUMENTS

CN 303540883 * 1/2016
EM 002631143-0002 2/2015
EM 003346162-0001 8/2016

(Continued)

(**) Term: **15 Years**

OTHER PUBLICATIONS

(21) Appl. No.: **29/720,533**
(22) Filed: **Jan. 14, 2020**
(51) **LOC (13) Cl.** **11-01**
(52) **U.S. Cl.**
USPC **D11/81**
(58) **Field of Classification Search**
USPC D11/3, 7-10, 12, 14, 40-45, 47-49, 62, D11/79-81, 83, 85-87, 93, 99, 103, 116, D11/56, 200-202, 204, 211, 219, 223, D11/231-240; D3/211; D2/976
CPC A44C 25/01; A44C 25/002; A44C 25/004; A44C 25/007; A44C 25/008; A44C 15/0025; A44C 1/00
See application file for complete search history.

James Avery Hearts, as archived on Jan. 16, 2021, [online], [site visited Mar. 19, 2021]. Retrieved from url:[https://web.archive.org/web/20210116113804/https://jamesavery.scene7.com/is/image/JamesAvery/CM-5967_col?\\$zoom\\$](https://web.archive.org/web/20210116113804/https://jamesavery.scene7.com/is/image/JamesAvery/CM-5967_col?$zoom$) (Year: 2021).*

Primary Examiner — Wendy L Arminio
Assistant Examiner — Tracey J Bell
(74) *Attorney, Agent, or Firm* — Andrus Intellectual Property Law, LLP

(57) **CLAIM**

The ornamental design for a charm, as shown.


DESCRIPTION

FIG. 1 is a front perspective view of a charm according to our new and ornamental design;
FIG. 2 is a front elevation view thereof;
FIG. 3 is a rear elevation view thereof;
FIG. 4 is a left side elevation view thereof;
FIG. 5 is a right side elevation view thereof;
FIG. 6 is a top plan view thereof; and,
FIG. 7 is a bottom plan view thereof.

1 Claim, 5 Drawing Sheets

(56) **References Cited**
U.S. PATENT DOCUMENTS

D133,414 S * 8/1942 Maybruck D5/66
D149,777 S * 5/1948 Scarborough D11/81
D232,319 S * 8/1974 Caputo D11/86
D441,314 S 5/2001 Nisguretsky
D442,113 S 5/2001 Nisguretsky
D516,934 S * 3/2006 Carnegie D11/56



(56)

References Cited

U.S. PATENT DOCUMENTS

D823,721 S 7/2018 Fendi
2015/0101366 A1* 4/2015 Liao A44C 25/00
63/40

FOREIGN PATENT DOCUMENTS

IT 0000103340 4/2016
IT 0000103436 4/2016

* cited by examiner




FIG. 1



FIG. 2



FIG. 3




FIG. 4




FIG. 5

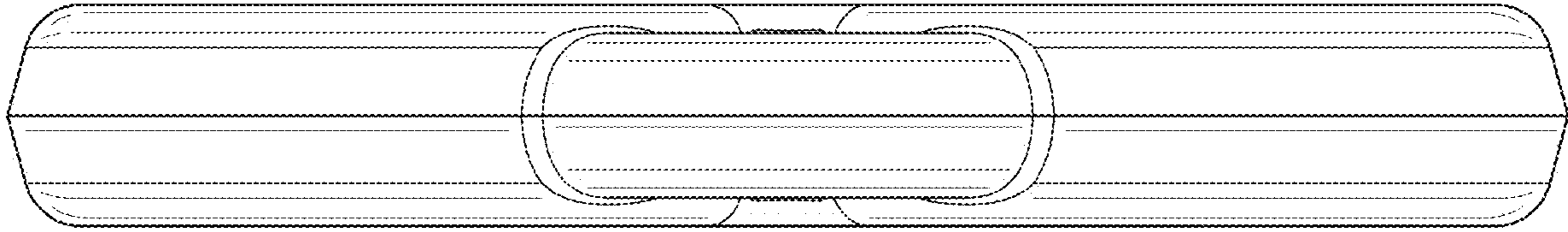


FIG. 6




FIG. 7