



US00D924705S

(12) **United States Design Patent** (10) **Patent No.:** **US D924,705 S**
Tucker et al. (45) **Date of Patent:** **** Jul. 13, 2021**

(54) **QUILT TRIMMER TEMPLATE**

FOREIGN PATENT DOCUMENTS

(71) Applicants: **Deborah Tucker**, Efland, NC (US);
Ellen Cicak, Kintnersville, PA (US)
(72) Inventors: **Deborah Tucker**, Efland, NC (US);
Ellen Cicak, Kintnersville, PA (US)

EM 000001649-0001 * 4/2003
EM 000001649-0002 * 4/2003
JP D1138438 * 4/2002

(**) Term: **15 Years**

(21) Appl. No.: **29/703,983**

(22) Filed: **Aug. 30, 2019**

(51) **LOC (13) Cl.** **19-06**

(52) **U.S. Cl.**
USPC **D10/64**

(58) **Field of Classification Search**
USPC D10/61, 62, 64, 65, 70, 71
CPC B43L 13/20; B43L 13/201; B43L 13/203;
B43L 13/205; B43L 13/206; B43L
13/208; B43L 7/005; B43L 7/027; B43L
7/0275; G01B 3/02; G01B 3/04; G01B
3/1061; G01B 3/14; B25H 7/02; D05B
97/02; D05B 7/12; B26B 29/06; D05C
7/02; D05C 11/10; D05C 13/00
See application file for complete search history.

OTHER PUBLICATIONS

Corner Pop 3—Deb Tucker’s Studio 180 Design <https://deb-tuckers-studio-180-design.myshopify.com/collections/corner-pop/products/corner-pop-3> Jun. 21, 2020 (Year: 2020).*
Oct. _ 2019 _ Checker News Blog <https://www.checkernewsletter.com/2019/10/> Posted Oct. 7, 2019 (Year: 2019).*
Studio 180_Deb Tucker Tools <http://www.stitchesnsuch.com/shop/Rulers/Studio-180Deb-Tucker-Tools.htm> Available Aug. 7, 2020 (Year: 2020).*

* cited by examiner

Primary Examiner — Leanne Was-Englehart
(74) *Attorney, Agent, or Firm* — Michael Best & Friedrich LLP

(57) **CLAIM**

The ornamental design for a quilt trimmer template, as shown and described.

(56) **References Cited**

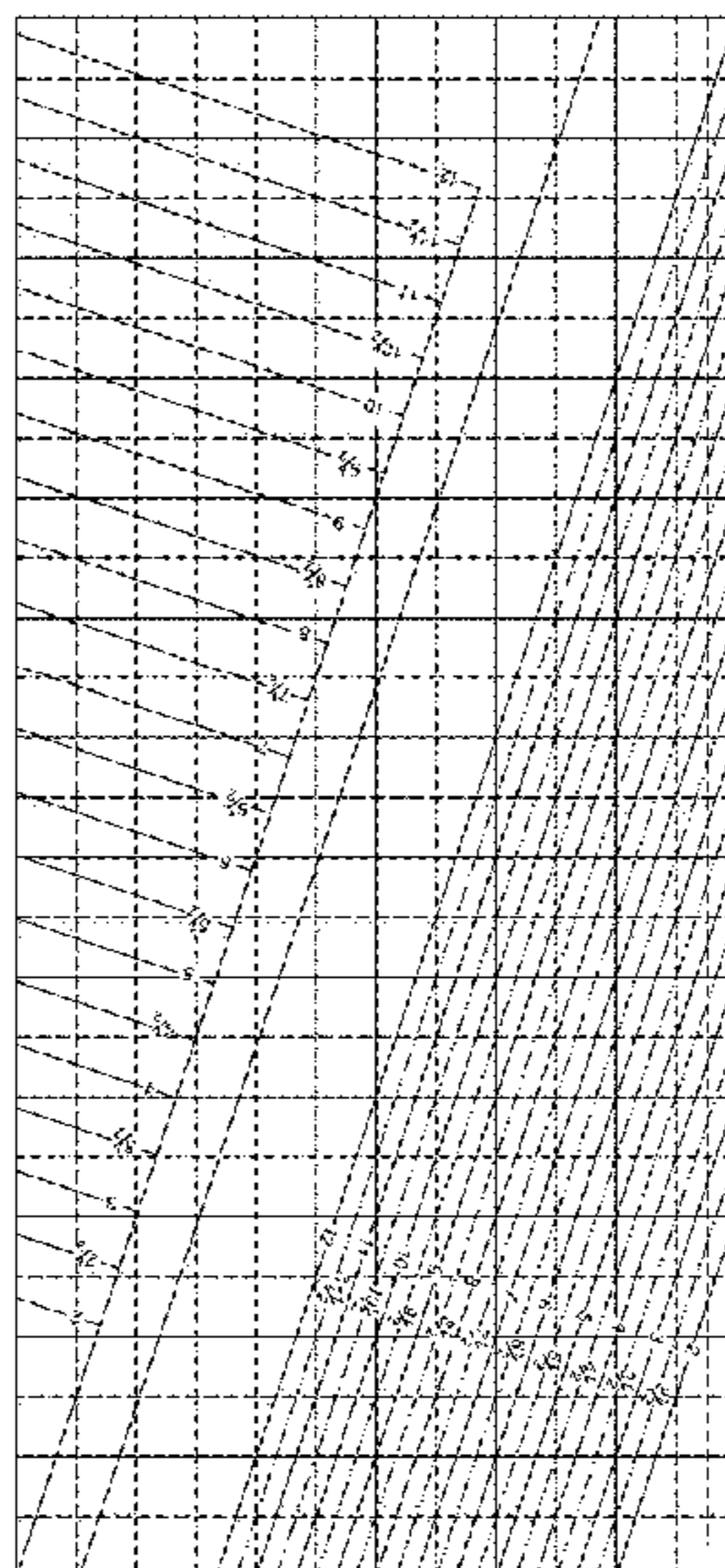
U.S. PATENT DOCUMENTS

5,557,996 A * 9/1996 Reber B25H 7/02
30/292
6,854,189 B2 * 2/2005 Schafer B26B 29/06
33/1 B
D582,300 S * 12/2008 Pepe D10/64
D608,668 S * 1/2010 Tucker D10/64
D640,941 S * 7/2011 Tucker D10/64
D789,810 S * 6/2017 Hawley D10/64
10,391,656 B2 * 8/2019 Oey G01B 3/04
D867,175 S * 11/2019 Tucker D10/64
10,619,990 B2 * 4/2020 Chen G01B 5/0002
2004/0049935 A1 * 3/2004 Tandy D05B 97/12
33/563
2015/0000146 A1 * 1/2015 Chang D05B 97/12
33/493

DESCRIPTION

FIG. 1 is a top view of my quilt trimmer template showing my new design;
FIG. 2 is a short side view of my quilt trimmer template;
FIG. 3 is a long side view of my quilt trimmer template, with the left side view being an identical view; and,
FIG. 4 is a bottom view of my quilt trimmer template, with the bottom view being a mirror image of the top view, showing my new design.
The dashed lines form an additional guide line for a quilter using my quilt trimmer template.

1 Claim, 3 Drawing Sheets






FIG. 1



FIG. 2



FIG. 3

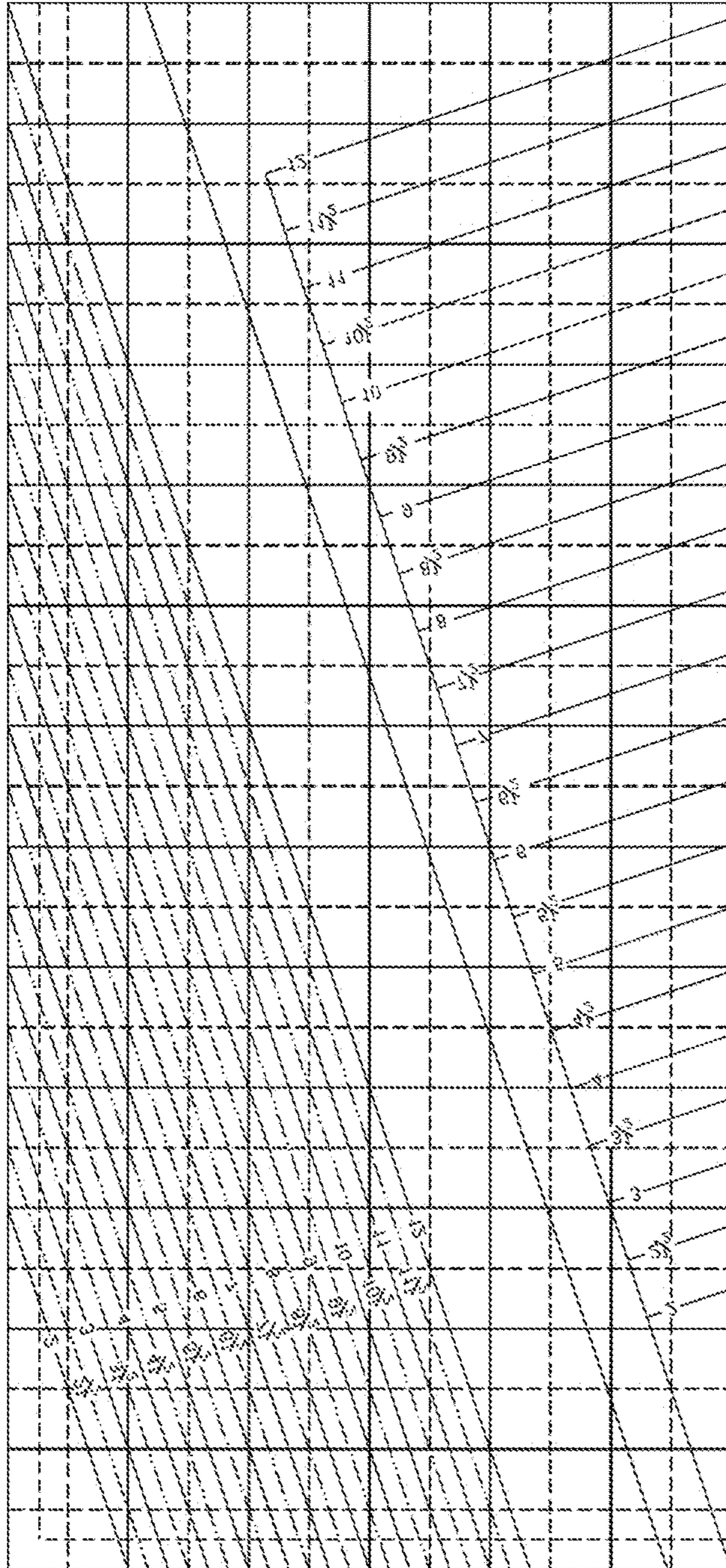


FIG. 4