

US00D924698S

(12) **United States Design Patent** (10) **Patent No.:** **US D924,698 S**  
**Rowe et al.** (45) **Date of Patent:** **\*\* Jul. 13, 2021**

(54) **WATCH CASE**

(71) Applicant: **Tiffany and Company**, New York, NY (US)

(72) Inventors: **Ben Rowe**, New York, NY (US); **Soung Baeck**, New York, NY (US)

(73) Assignee: **TIFFANY AND COMPANY**, New York, NY (US)

(\*\*) Term: **15 Years**

(21) Appl. No.: **29/693,214**

(22) Filed: **May 31, 2019**

(51) **LOC (13) Cl.** ..... **10-02**

(52) **U.S. Cl.**  
USPC ..... **D10/39**

(58) **Field of Classification Search**  
 USPC ..... D10/30-39, 125; D11/3, 16, 56, 86, 89  
 CPC ..... G04B 19/04; G04B 19/06; G04B 19/08;  
 G04B 19/085; G04B 19/10; G04B 19/103;  
 G04B 19/106; G04B 19/12; G04B 37/1486;  
 G04B 39/002; G04B 39/004; G04B 39/006;  
 G04B 45/0061; G04B 45/0069; G04B 45/0076;  
 G04B 47/04; G04B 47/042; G04B 47/00  
 See application file for complete search history.

(56) **References Cited**

**U.S. PATENT DOCUMENTS**

D111,817 S	*	10/1938	Schwankhaus	.....	D10/38
D151,301 S	*	10/1948	Tuffo	.....	D10/31
D164,832 S	*	10/1951	Warren	.....	D10/39
D279,552 S	*	7/1985	Maglioli	.....	D10/30
D302,131 S	*	7/1989	Woomer	.....	D10/39
D348,846 S	*	7/1994	Dumas	.....	D10/39

(Continued)

**OTHER PUBLICATIONS**

Design U.S. Appl. No. 29/700,566, filed Aug. 2, 2019; First named inventor—Zuckerman.

(Continued)

*Primary Examiner* — Katherine Glennon  
(74) *Attorney, Agent, or Firm* — Fross, Zelnick, Lehrman & Zissu PC; Charles T. J. Weigell, Esq.

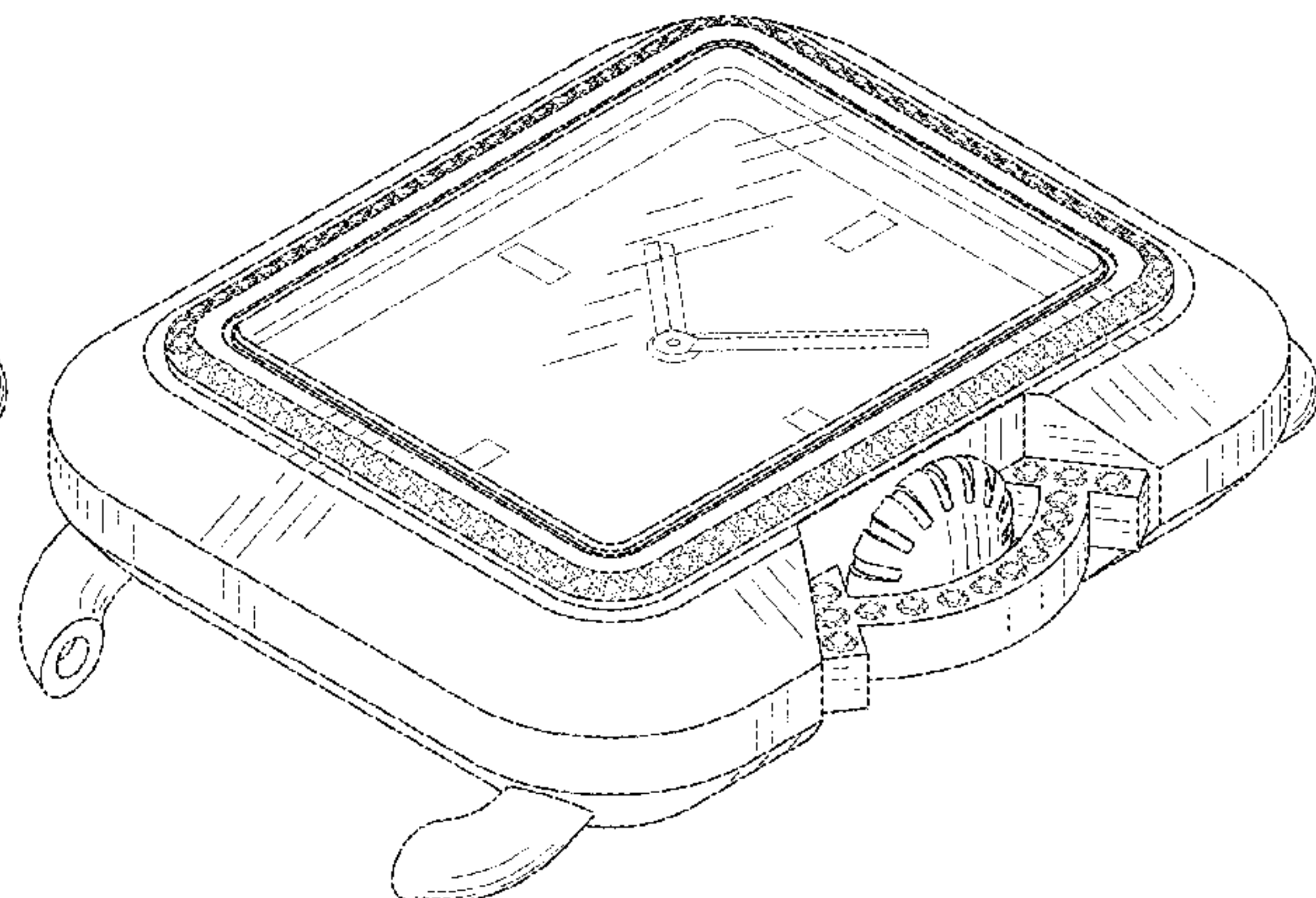
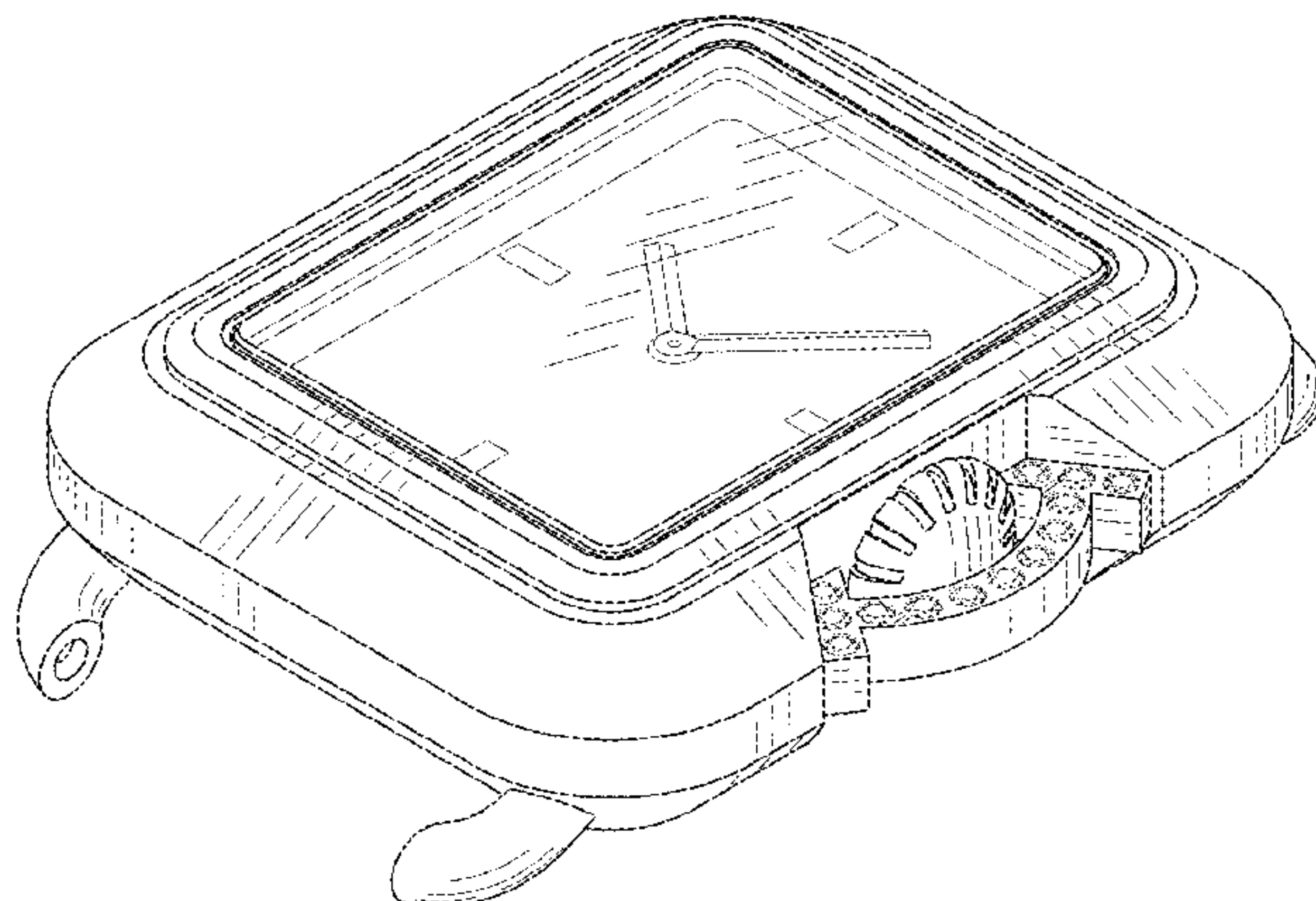
(57) **CLAIM**

The ornamental design for a watch case, as shown and described.

**DESCRIPTION**

FIG. 1 is a front perspective view of a watch showing my new design;  
 FIG. 2 is a front view thereof;  
 FIG. 3 is a rear view thereof;  
 FIG. 4 is a right side view thereof;  
 FIG. 5 is a left side view thereof;  
 FIG. 6 is a top view thereof;  
 FIG. 7 is a bottom view thereof;  
 FIG. 8 is a front perspective view of the watch shown in an alternative embodiment;  
 FIG. 9 is a front view thereof;  
 FIG. 10 is a rear view thereof;  
 FIG. 11 is a right side view thereof;  
 FIG. 12 is a left side view thereof;  
 FIG. 13 is a top view thereof;  
 FIG. 14 is a bottom view thereof;  
 FIG. 15 is a front perspective view of the watch in a second alternative embodiment;  
 FIG. 16 is a front view thereof;  
 FIG. 17 is a rear view thereof;  
 FIG. 18 is a right side view thereof;  
 FIG. 19 is a left side view thereof;  
 FIG. 20 is a top view thereof; and,  
 FIG. 21 is a bottom view thereof.  
 The broken lines on the rear of the watch case, show portions of the case that form no part of the claimed design.

**1 Claim, 15 Drawing Sheets**



(56)

References Cited

U.S. PATENT DOCUMENTS

D377,625 S \* 1/1997 Svast ..... D10/125  
 D403,248 S \* 12/1998 Magninat ..... D10/30  
 D435,459 S \* 12/2000 Sakamaki ..... D10/30  
 D444,398 S \* 7/2001 Modolo ..... D10/39  
 D446,130 S \* 8/2001 Nakanishi ..... D10/38  
 D453,690 S \* 2/2002 D'Origny ..... D10/39  
 D470,422 S \* 2/2003 Grotell ..... D10/30  
 D502,885 S \* 3/2005 Nataf ..... D10/125  
 D523,358 S \* 6/2006 Lillegard ..... D10/39  
 D546,207 S \* 7/2007 Sirmakes ..... D10/39  
 D546,713 S \* 7/2007 Benatar ..... D10/38  
 D565,970 S \* 4/2008 Ratajski ..... D10/39  
 D588,943 S \* 3/2009 Fasciano ..... D10/38  
 D610,921 S \* 3/2010 Sirmakes ..... D10/32  
 D613,622 S \* 4/2010 Chastaingt ..... D10/39  
 D628,498 S \* 12/2010 Arellano ..... D10/38  
 D652,327 S \* 1/2012 Bodino ..... D10/38  
 D655,631 S \* 3/2012 Ruefenacht ..... D10/39  
 D664,449 S \* 7/2012 Rabassa ..... D10/39  
 D665,276 S \* 8/2012 Rabassa ..... D10/38  
 D723,945 S \* 3/2015 Le Bot ..... D10/30  
 D730,751 S \* 6/2015 Belamich ..... D10/39  
 D737,694 S \* 9/2015 Engelbrecht ..... D10/39  
 D757,591 S 5/2016 Amfitheatrof et al.  
 D757,592 S 5/2016 Martensson et al.  
 D762,514 S 8/2016 Amfitheatrof et al.  
 D767,411 S \* 9/2016 Rabassa ..... D10/30  
 D767,412 S \* 9/2016 Voirin ..... D10/30  
 D778,199 S 2/2017 Amfitheatrof et al.  
 D778,761 S 2/2017 Amfitheatrof et al.  
 D780,010 S 2/2017 Amfitheatrof et al.  
 D780,033 S 2/2017 Duval  
 D780,045 S 2/2017 Duval et al.

D784,183 S 4/2017 Amfitheatrof et al.  
 D784,841 S 4/2017 Amfitheatrof et al.  
 D784,844 S 4/2017 Amfitheatrof et al.  
 D784,845 S 4/2017 Amfitheatrof et al.  
 D784,847 S 4/2017 Duval et al.  
 D786,120 S 5/2017 Duval  
 D786,121 S 5/2017 Duval  
 D787,362 S 5/2017 Amfitheatrof et al.  
 D800,581 S \* 10/2017 Valzan ..... D10/30  
 D800,595 S 10/2017 Amfitheatrof et al.  
 D806,600 S 1/2018 Amfitheatrof et al.  
 D807,762 S \* 1/2018 Sugiura ..... D10/30  
 D811,930 S 3/2018 Amfitheatrof et al.  
 D827,477 S 9/2018 Amfitheatrof et al.  
 D834,442 S 11/2018 Amfitheatrof et al.  
 D889,286 S \* 7/2020 Chan ..... D10/38  
 2012/0211626 A1 \* 8/2012 Zhu ..... G04B 37/1486  
 248/316.1

OTHER PUBLICATIONS

Design U.S. Appl. No. 29/700,569, filed Aug. 2, 2019; First named inventor—Zuckerman.  
 Design U.S. Appl. No. 29/700,570, filed Aug. 2, 2019; First named inventor—Zuckerman.  
 Design U.S. Appl. No. 29/700,584, filed Aug. 2, 2019; First named inventor—Zuckerman.  
 Design U.S. Appl. No. 29/693,221, filed May 31, 2019; First named inventor—Rowe.  
 Design U.S. Appl. No. 29/713,251, filed Nov. 14, 2019; First named inventor—Quinters.  
 Design U.S. Appl. No. 29/713,517, filed Nov. 15, 2019; First named inventor—Quinters.

\* cited by examiner



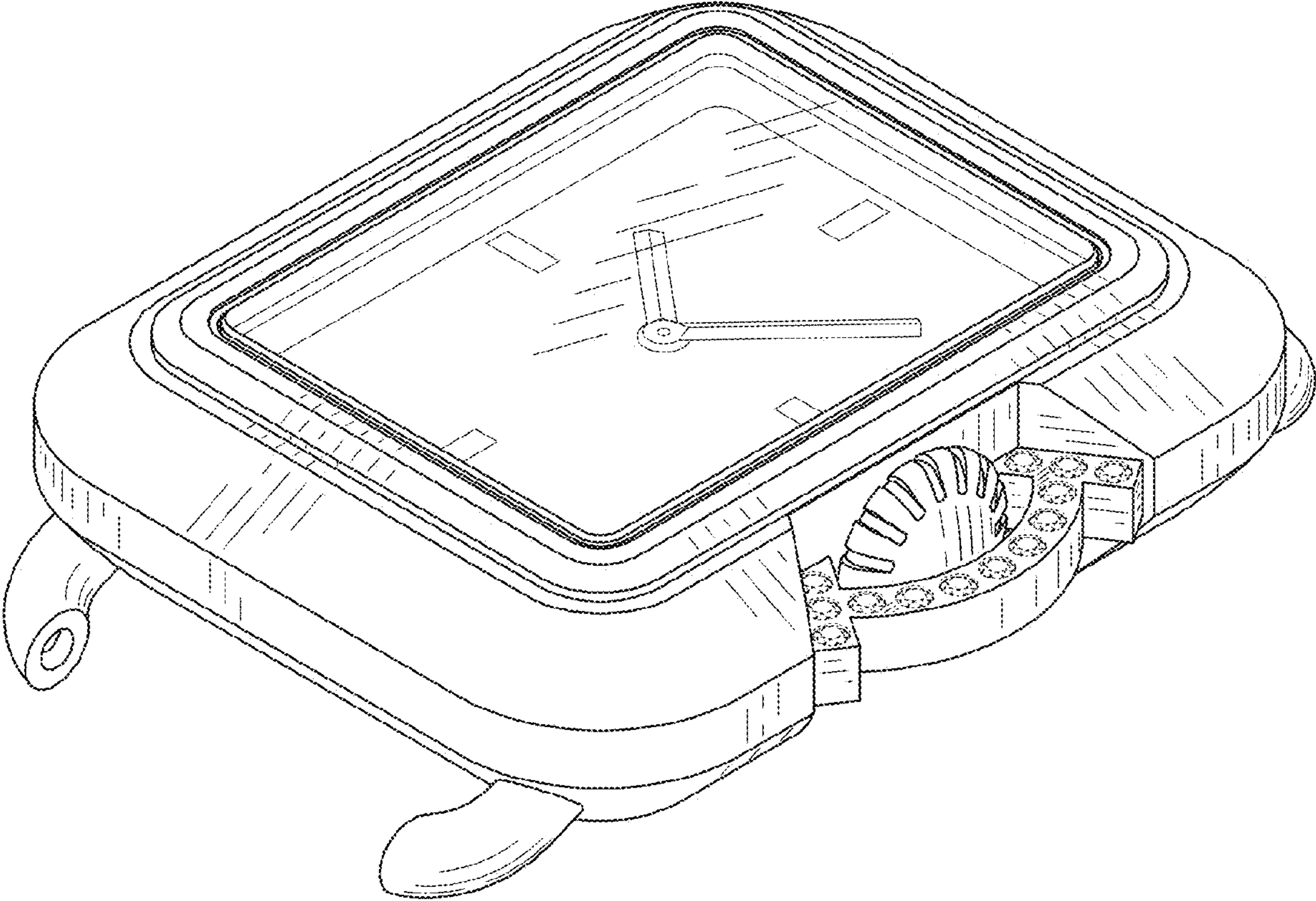


FIG. 1

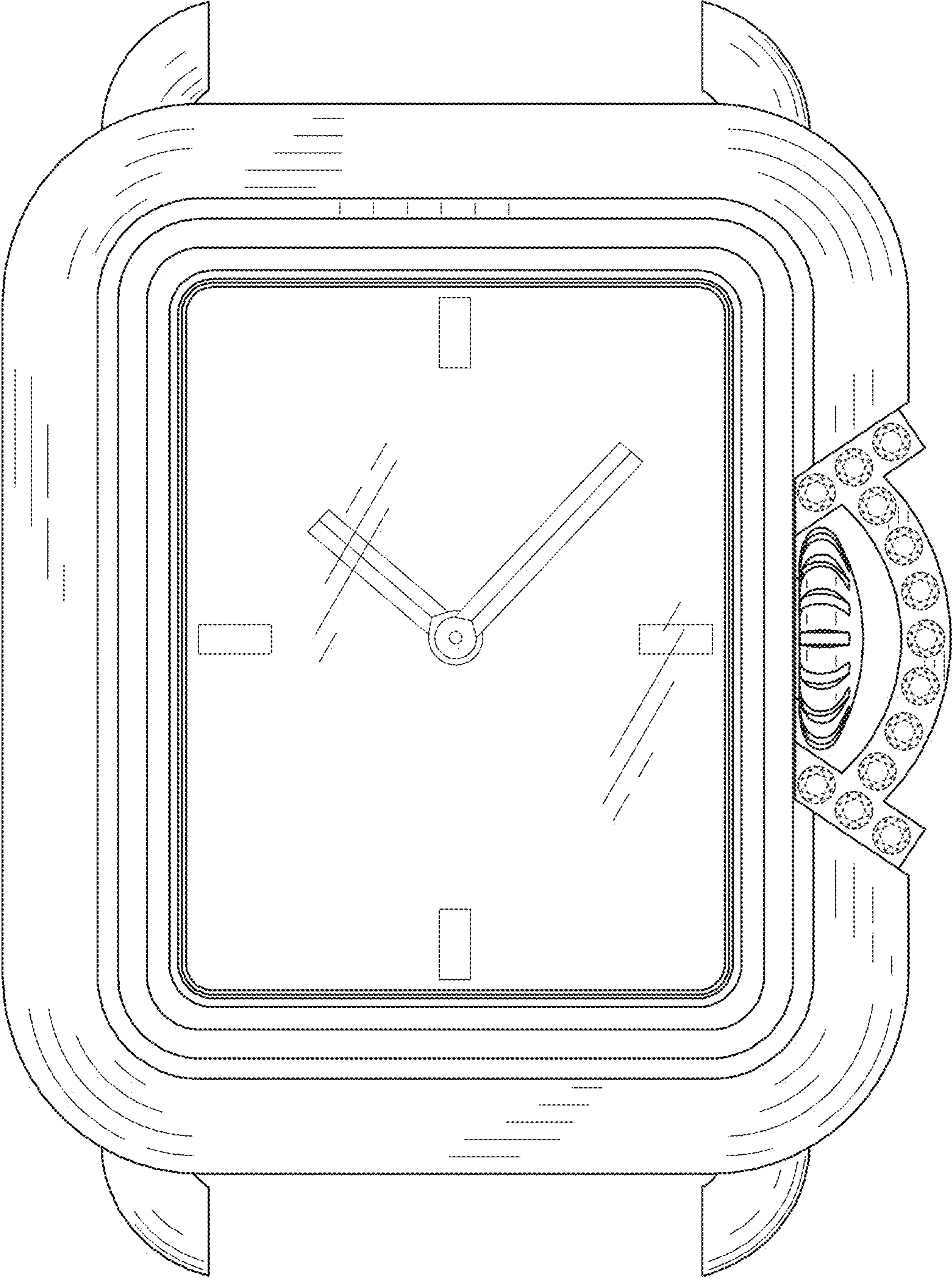


FIG. 2

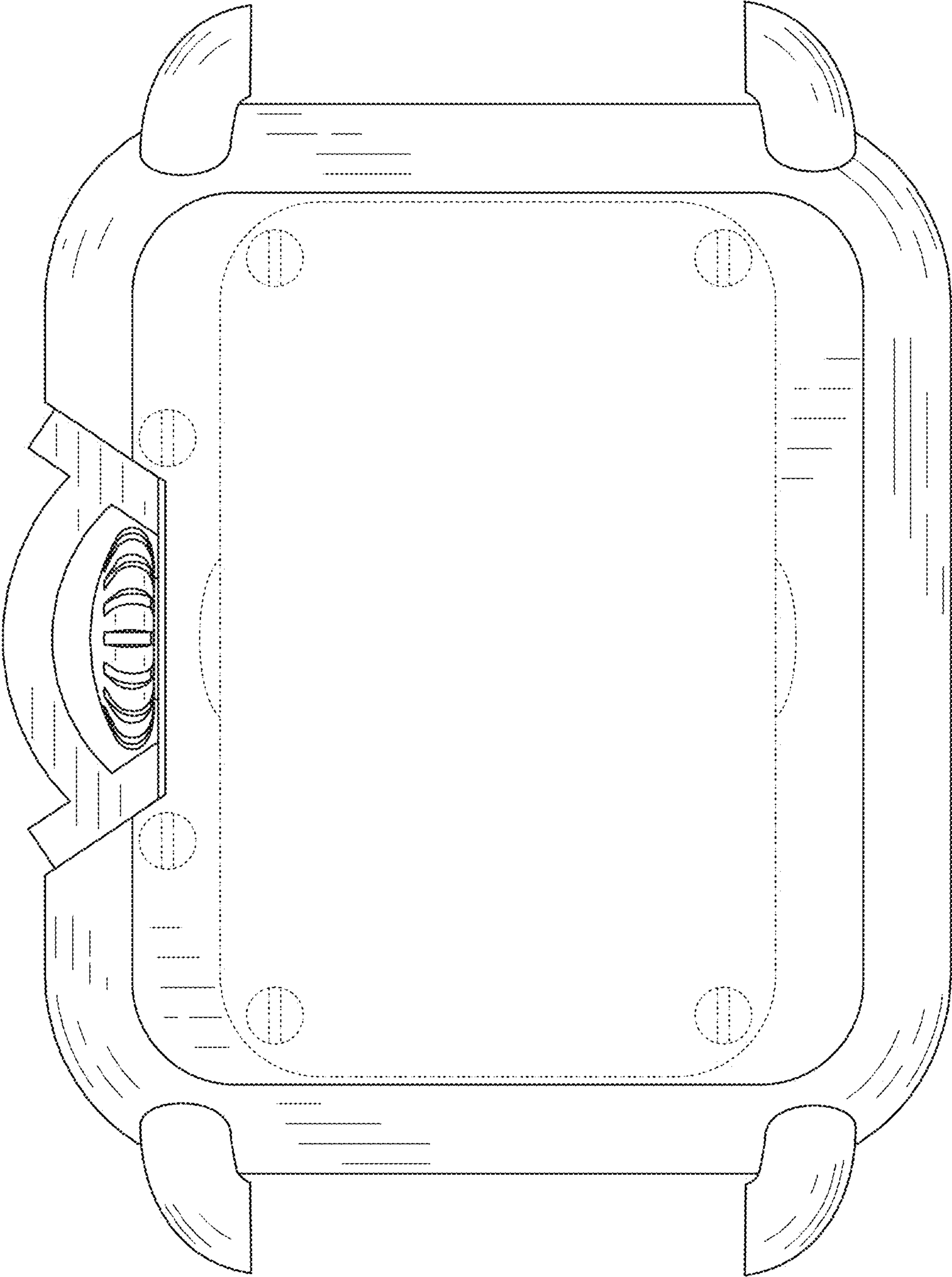


FIG. 3




FIG. 4

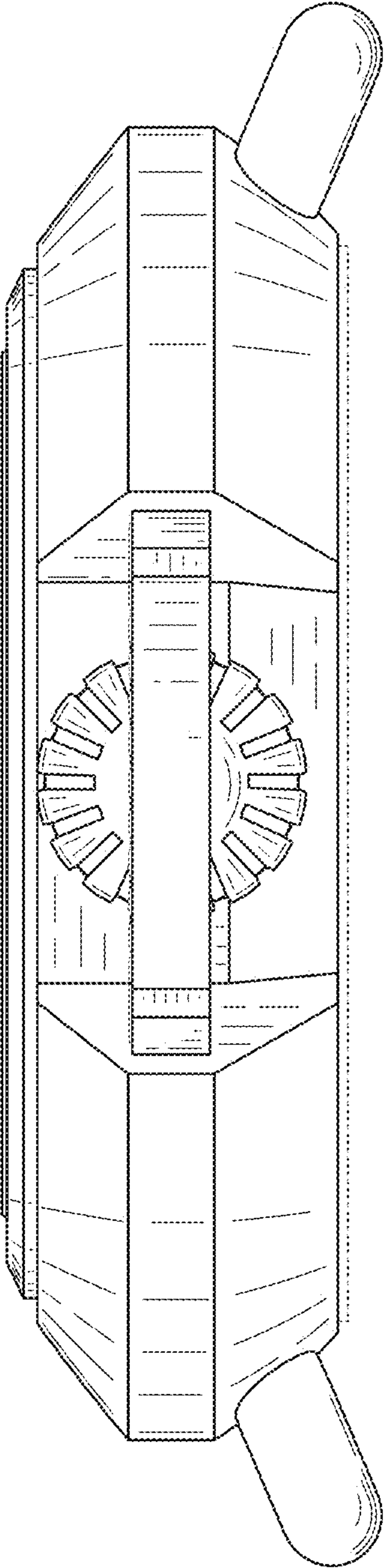


FIG. 5



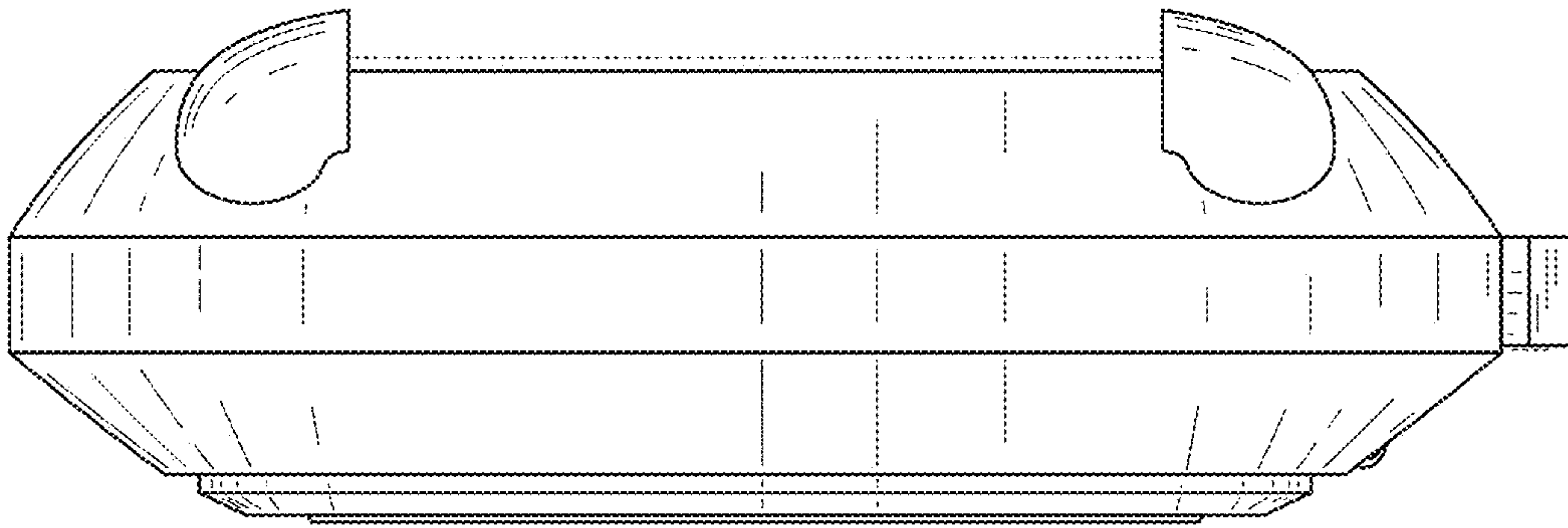


FIG. 6

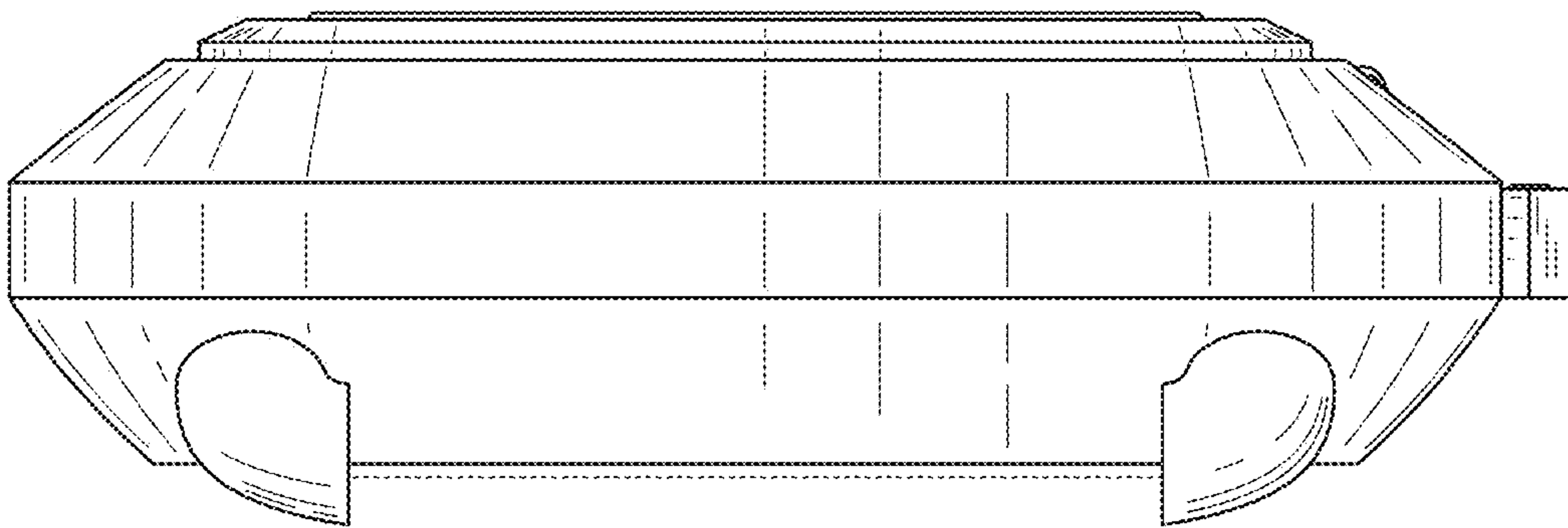


FIG. 7

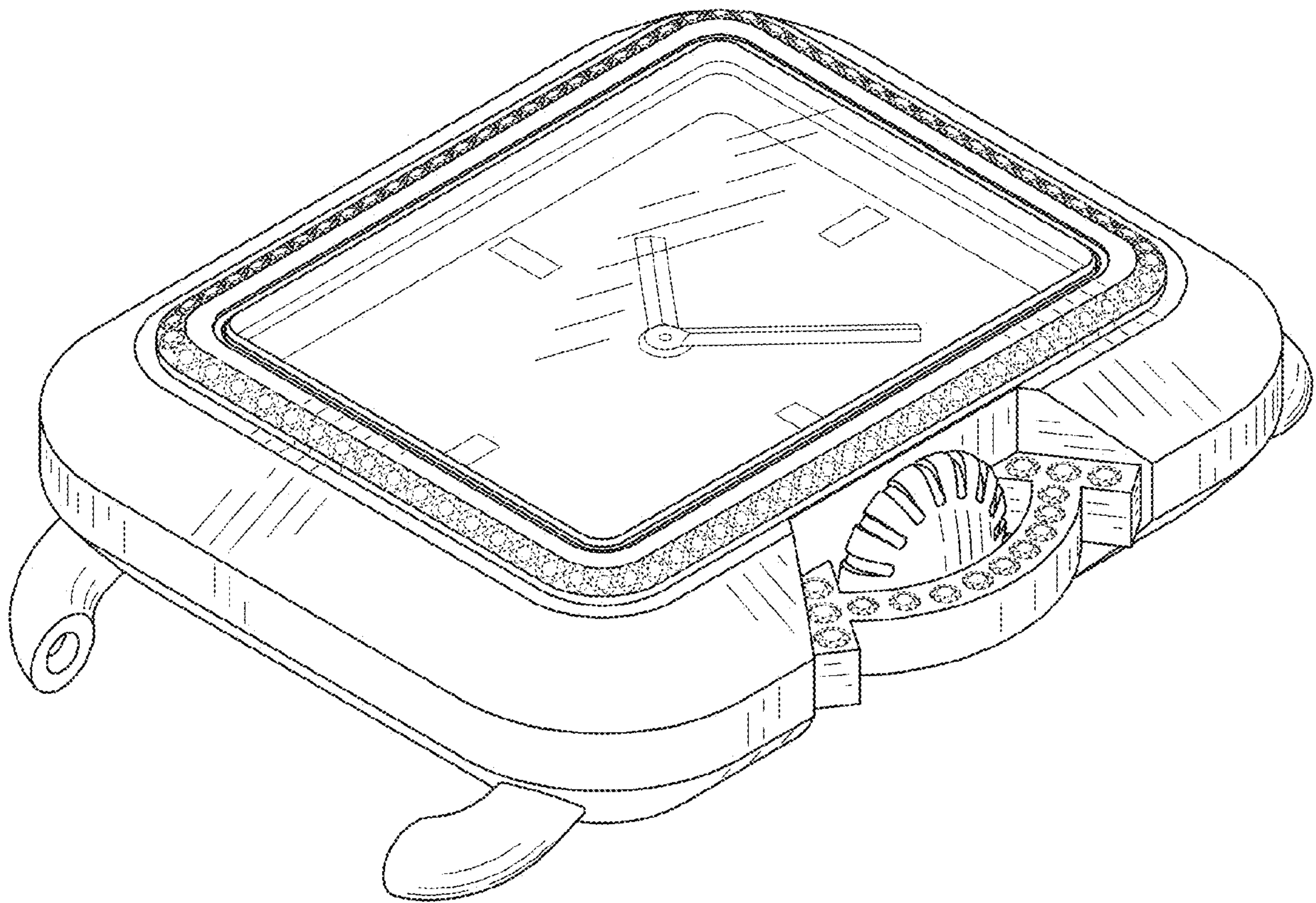


FIG. 8



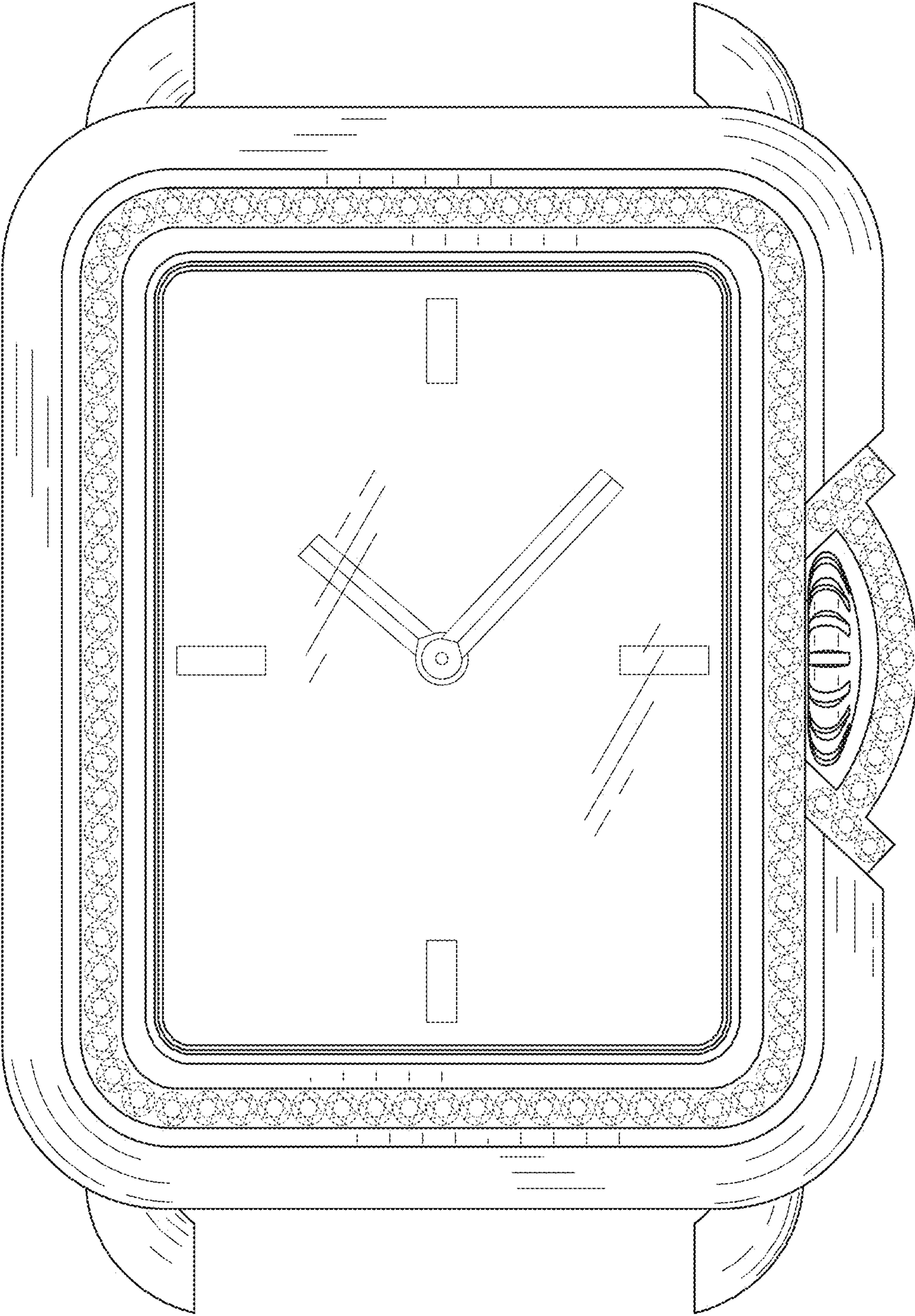


FIG. 9

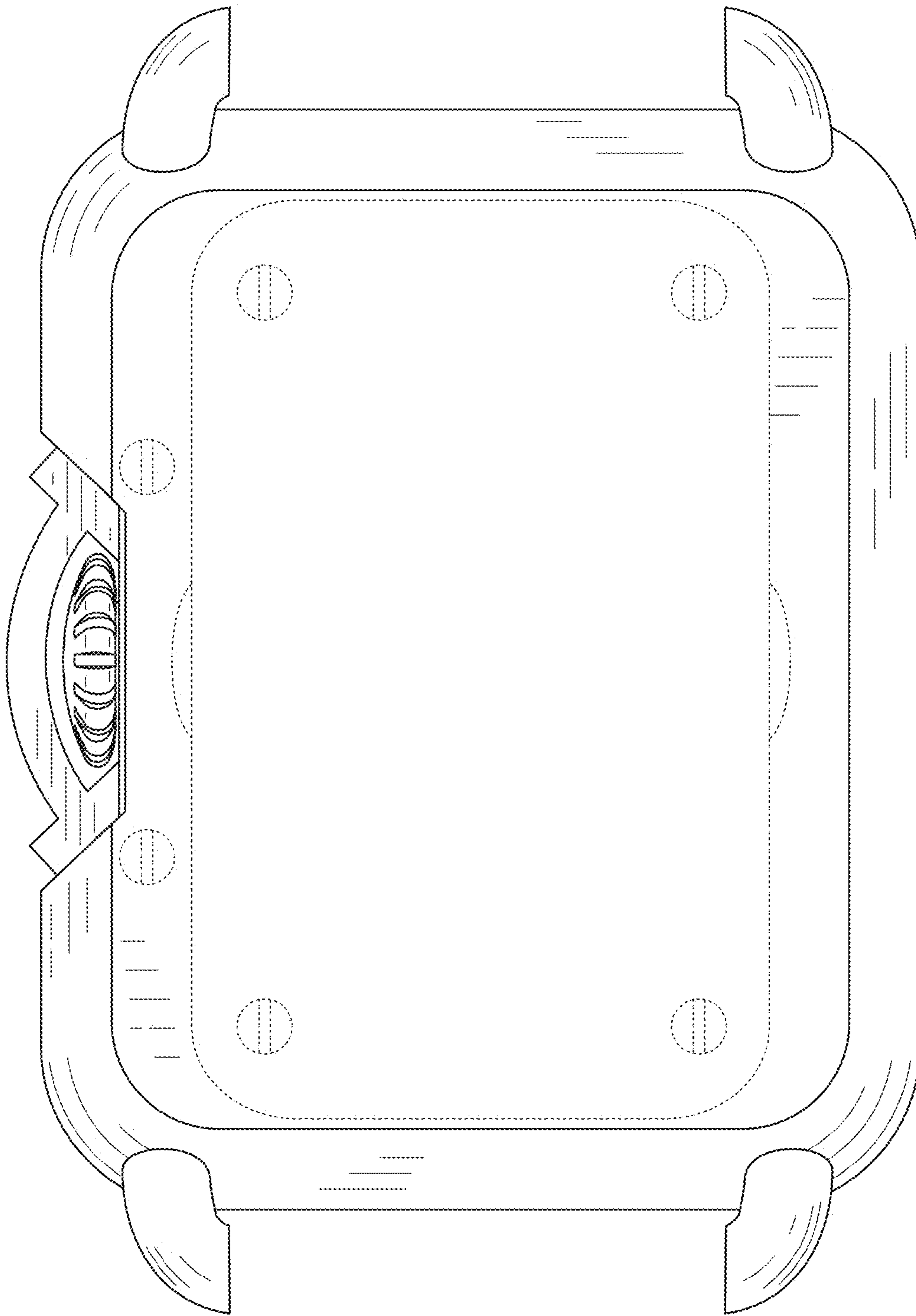


FIG. 10




FIG. 11

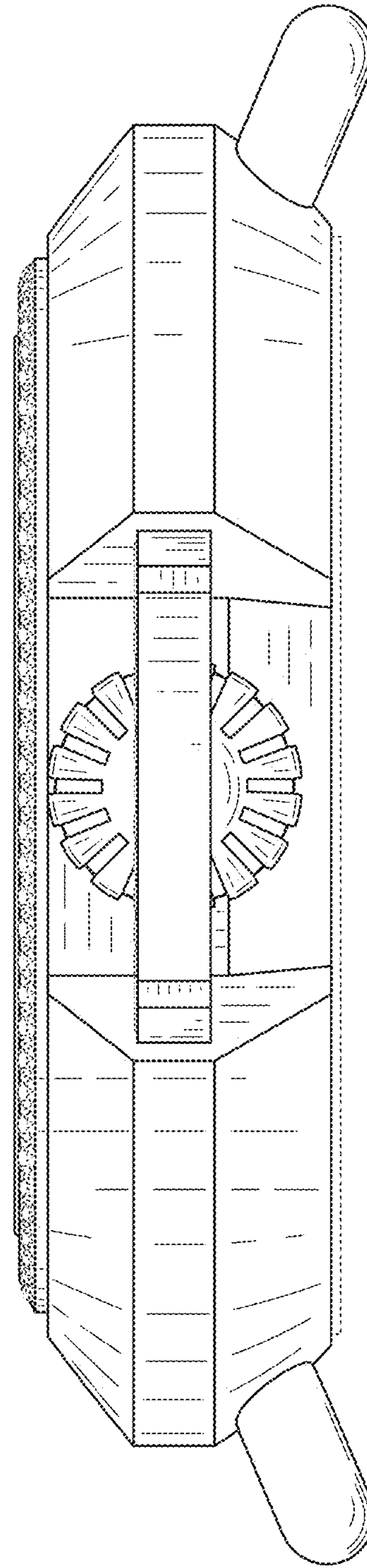


FIG. 12



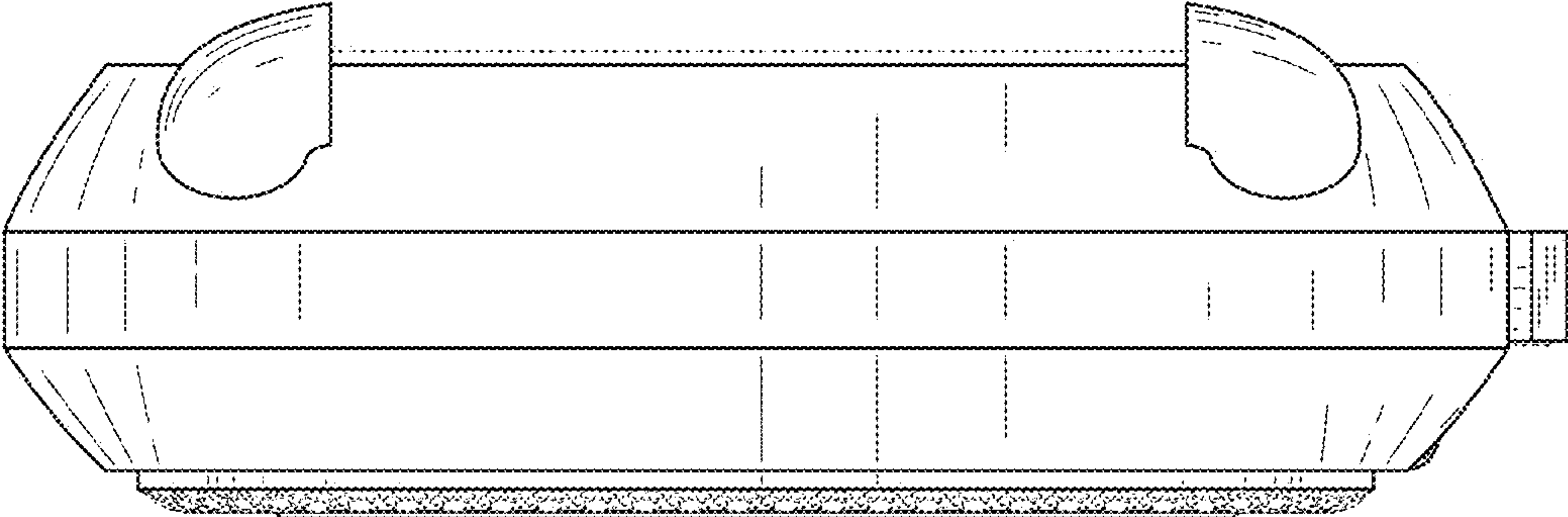


FIG. 13




FIG. 14

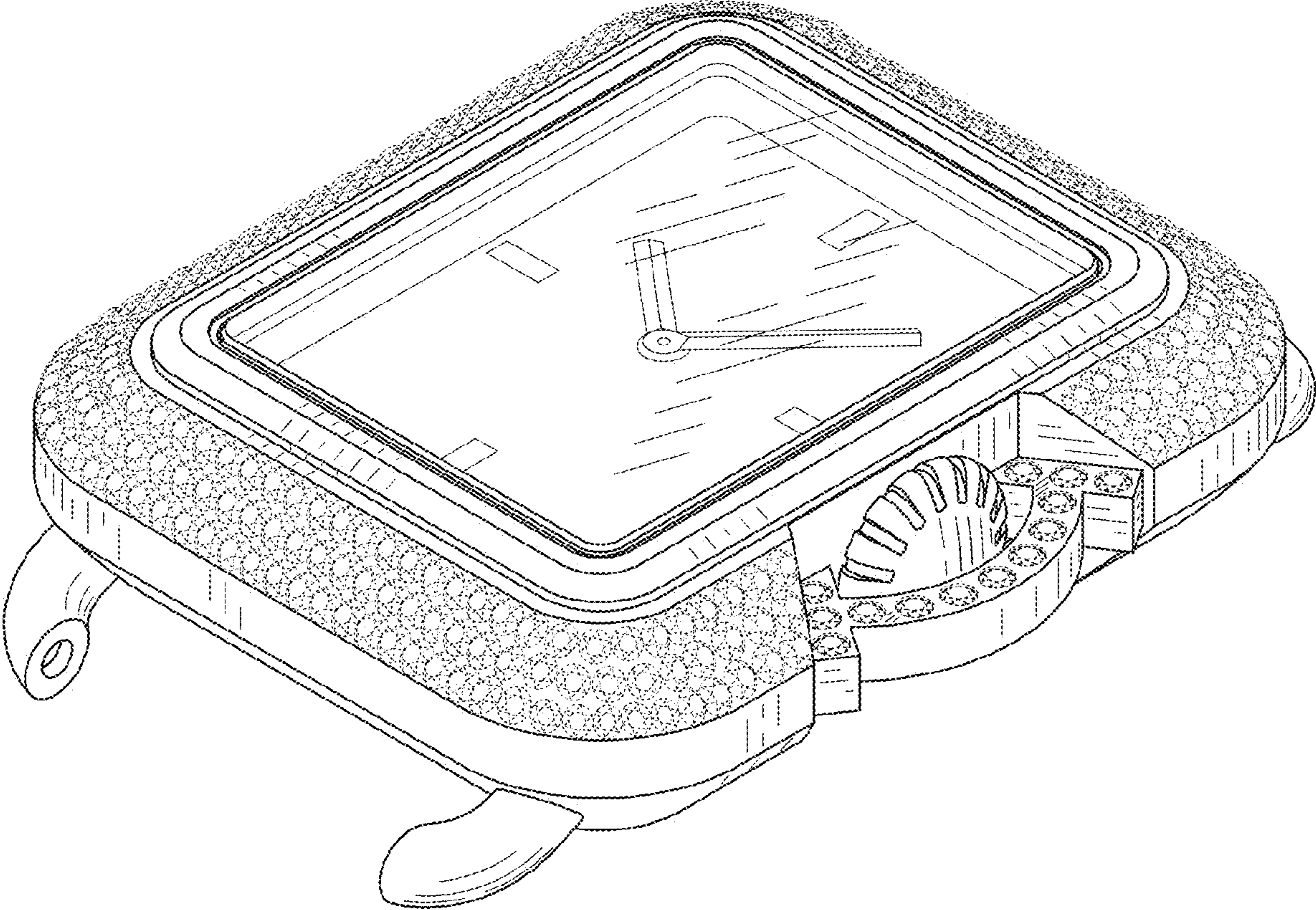


FIG. 15



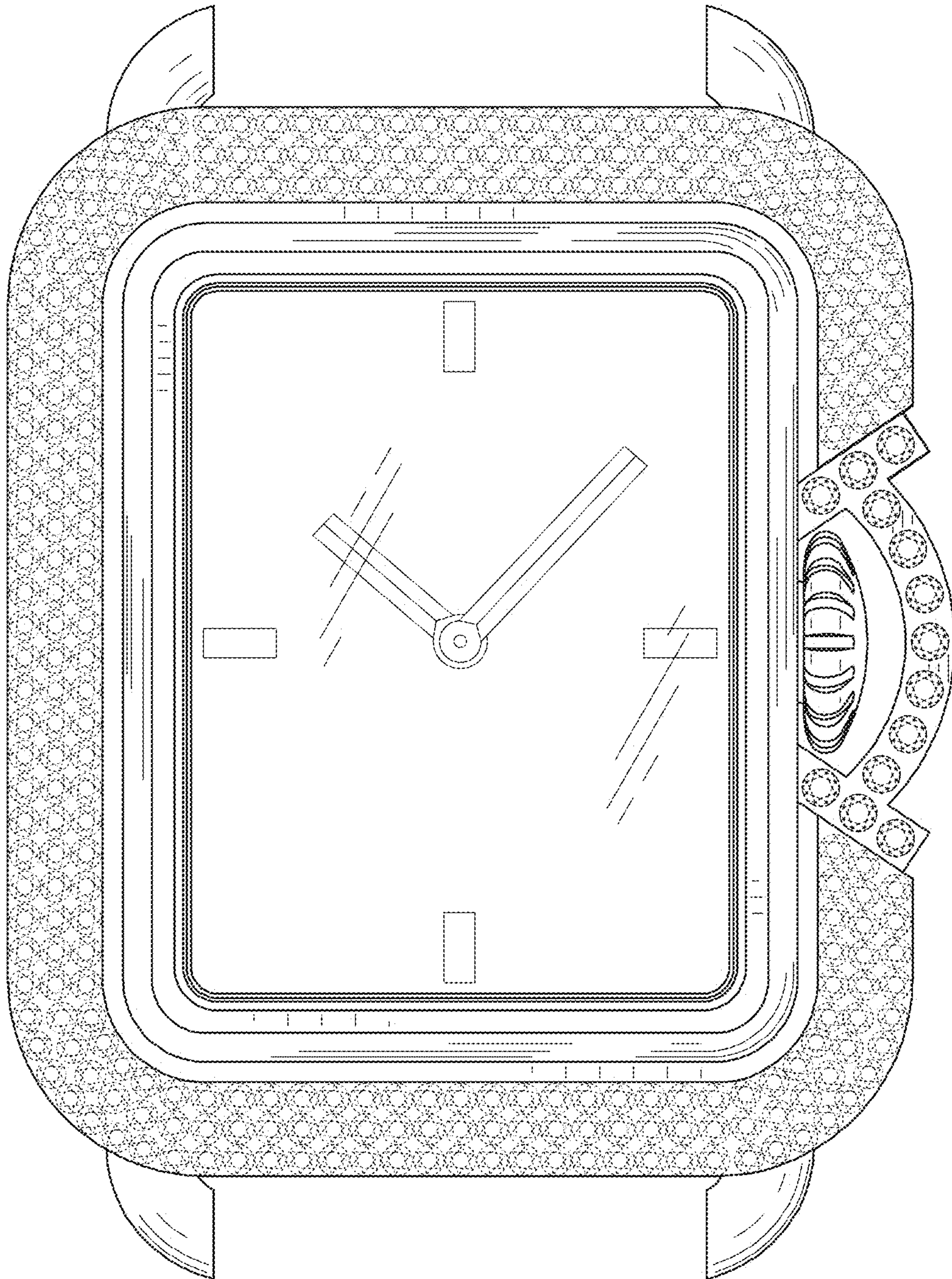


FIG. 16



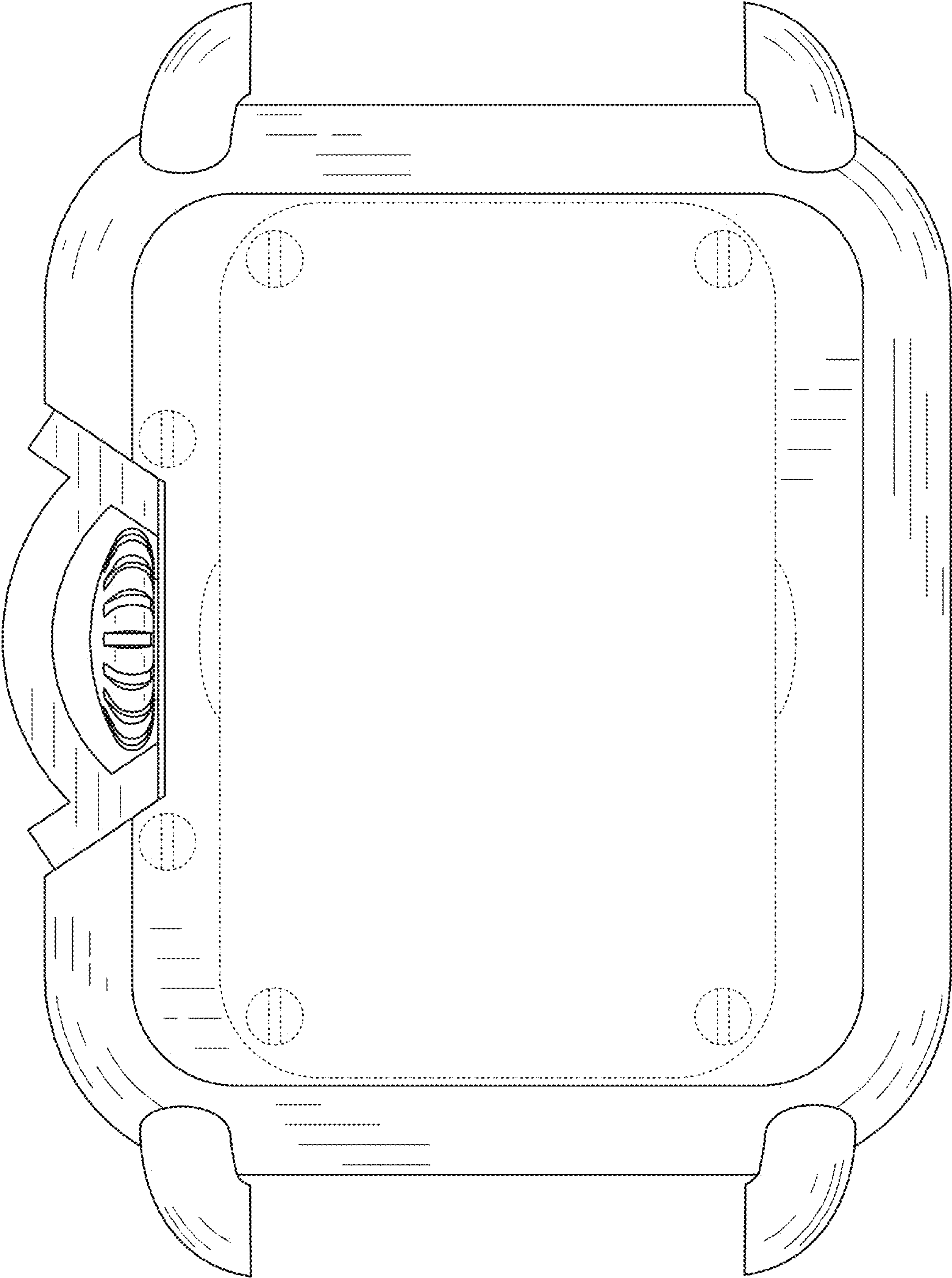


FIG. 17

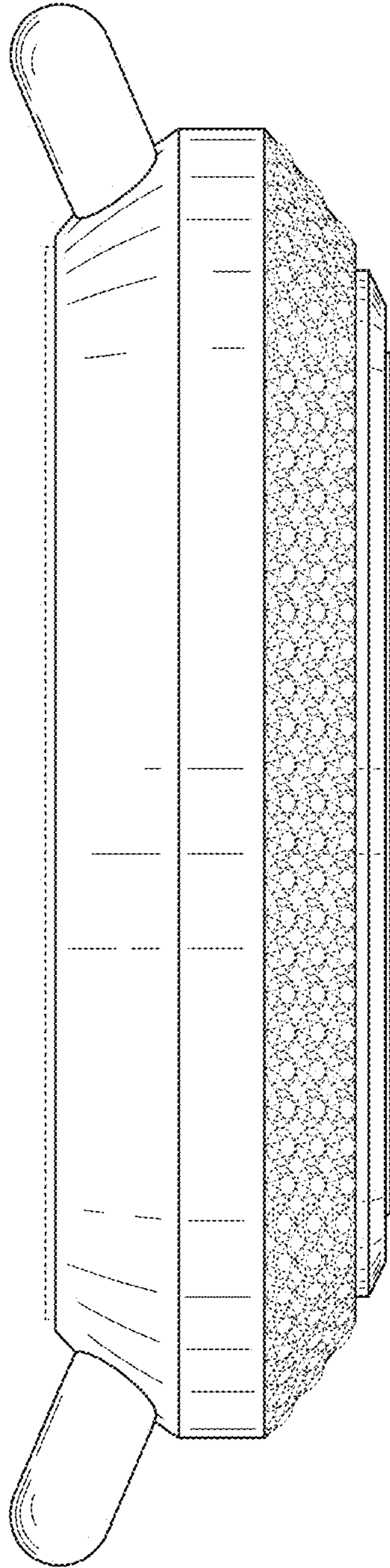


FIG. 18

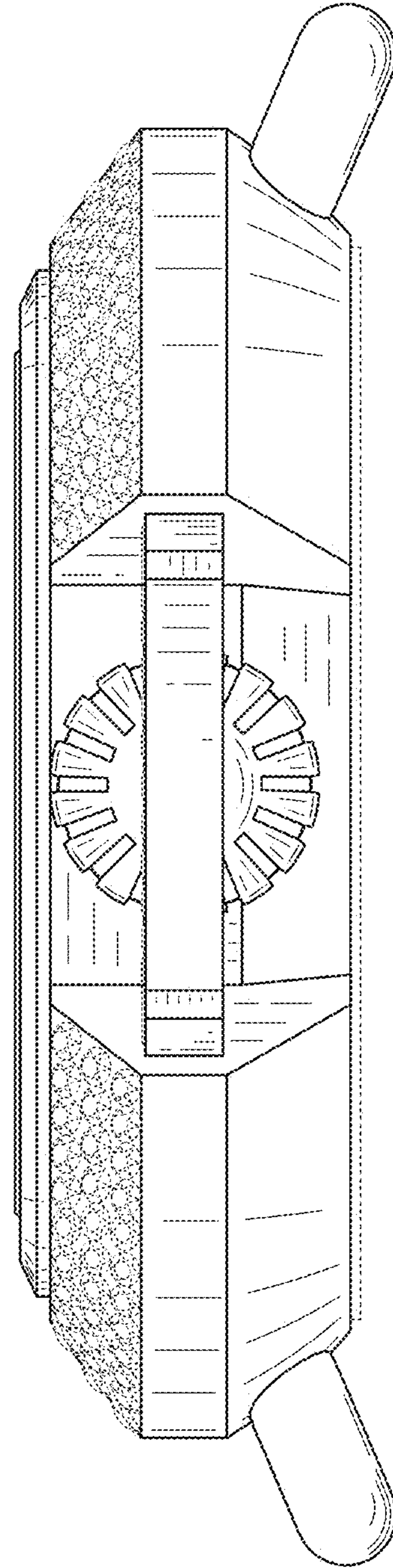


FIG. 19

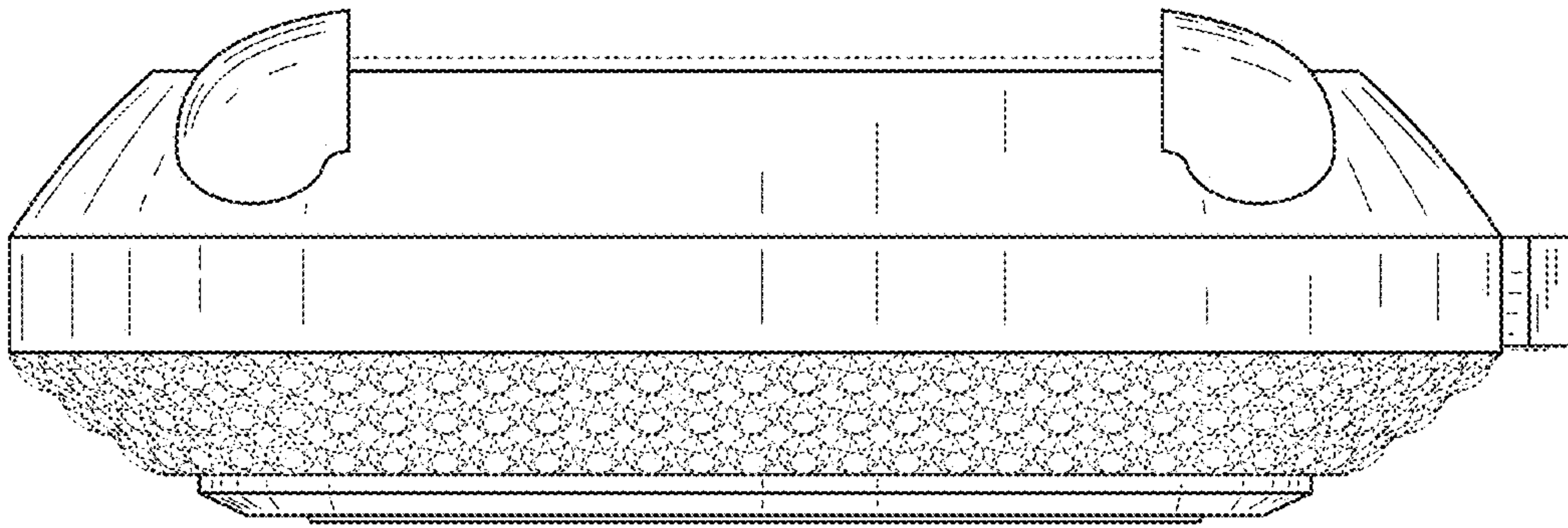


FIG. 20

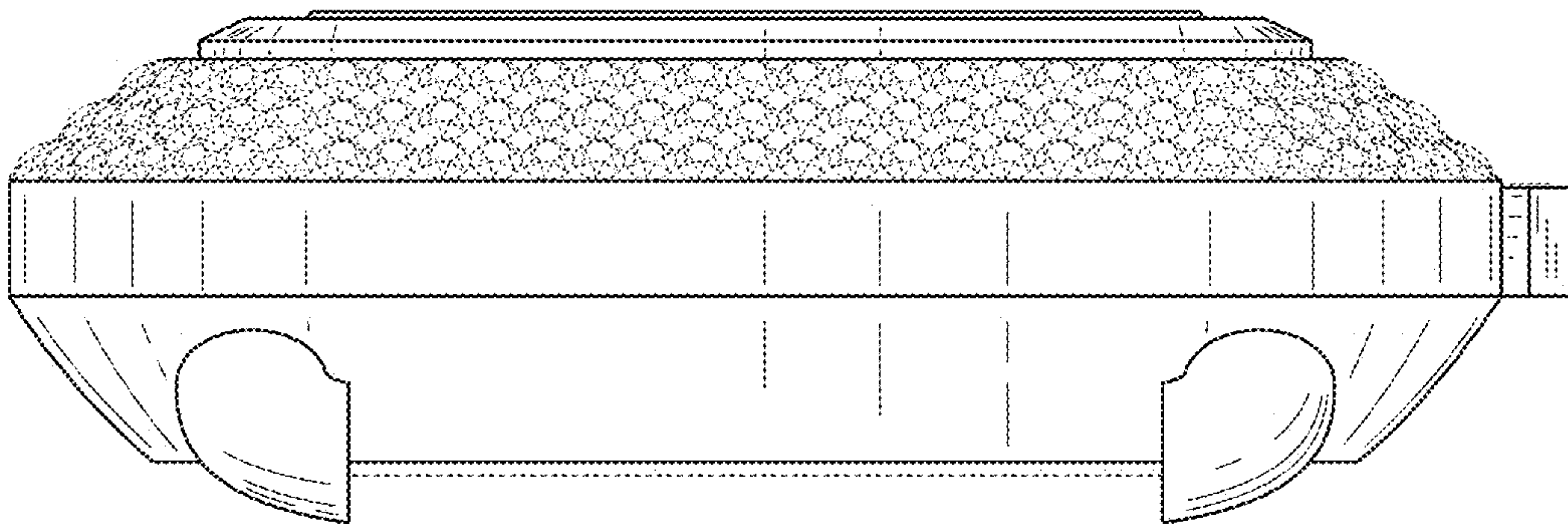


FIG. 21