



US00D924684S

(12) **United States Design Patent**  
**Cho**

(10) **Patent No.:** **US D924,684 S**

(45) **Date of Patent:** **\*\* Jul. 13, 2021**

(54) **CONTAINER**

(71) Applicant: **WHEALTHFIELDS (HONG KONG) LIMITED**, Hong Kong (HK)

(72) Inventor: **Ping Joyce Cho**, Hong Kong (HK)

(73) Assignee: **WHEALTHFIELDS (HONG KONG) LIMITED**, Hong Kong (HK)

(\*\*) Term: **15 Years**

(21) Appl. No.: **29/703,918**

(22) Filed: **Aug. 30, 2019**

(30) **Foreign Application Priority Data**

Jun. 25, 2019 (CN) ..... 201930331783.5

(51) **LOC (13) Cl.** ..... **09-01**

(52) **U.S. Cl.**  
USPC ..... **D9/530; D9/543**

(58) **Field of Classification Search**

USPC ..... D9/553, 530, 539, 540, 523, 560, 563,  
D9/549, 738, 500, 501, 428, 429, 565,  
D9/575, 529, 531; D7/509, 510, 511,  
D7/523, 605, 608, 603; D24/121  
CPC ..... B65D 1/0223; B65D 79/005; B65D  
2501/0081; B65D 23/102; B65D  
2501/0036; B65D 2543/00092

See application file for complete search history.

(56) **References Cited**

**U.S. PATENT DOCUMENTS**

D637,912 S \* 5/2011 Van Den Wouwer ..... D9/529  
D656,402 S \* 3/2012 Kopulos ..... D9/529

D660,156 S \* 5/2012 Kopulos ..... D9/516  
D660,168 S \* 5/2012 Kopulos ..... D9/543  
D661,994 S \* 6/2012 Van Den Wouwer ..... D9/563  
D662,817 S \* 7/2012 Andres ..... D9/449  
D666,913 S \* 9/2012 Kopulos ..... D9/516  
D673,049 S \* 12/2012 Kopulos ..... D9/529  
D673,857 S \* 1/2013 Kopulos ..... D9/543  
D679,183 S \* 4/2013 Kopulos ..... D9/449  
D680,867 S \* 4/2013 Kopulos ..... D9/435  
D719,022 S \* 12/2014 Van Den Wouwer ..... D9/449  
D835,993 S \* 12/2018 Briggs ..... D9/543

\* cited by examiner

*Primary Examiner* — W. A. Teddy Falloway

(57) **CLAIM**

The ornamental design for a container, as shown and described.

**DESCRIPTION**

FIG. 1 is a front elevational view of a container showing my new design;  
FIG. 2 is a rear elevational view thereof;  
FIG. 3 is a left side view thereof;  
FIG. 4 is a right side view thereof;  
FIG. 5 is a top plan view thereof;  
FIG. 6 is a bottom plan view thereof;  
FIG. 7 is a front, top and right side perspective view thereof;  
and,  
FIG. 8 is a rear, bottom and left side perspective view thereof.  
The broken lines in the drawings showing of the container illustrate the portions of the container that form no part of the claimed design.

**1 Claim, 8 Drawing Sheets**






Fig. 1




Fig. 2




Fig. 3




Fig. 4

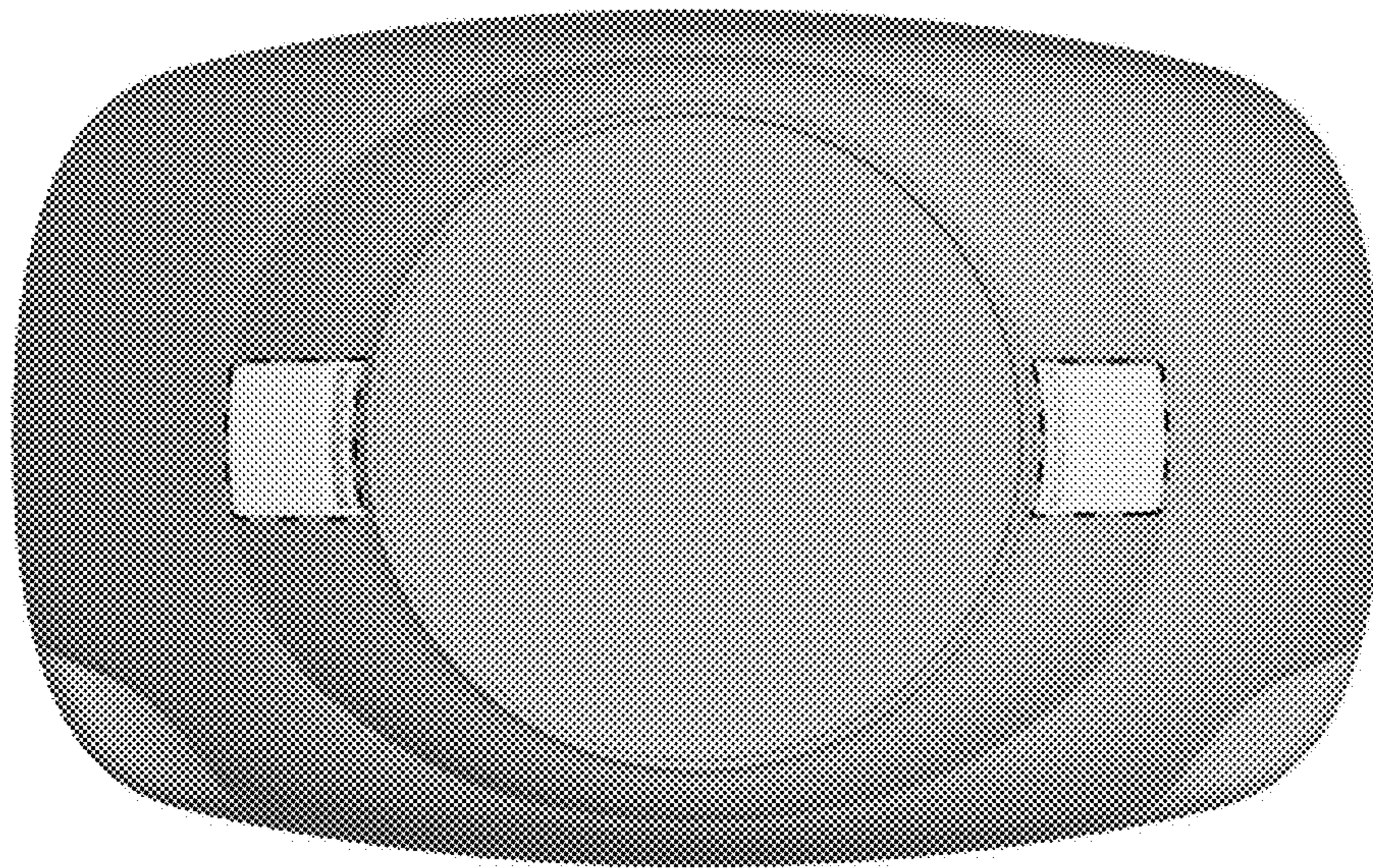


Fig. 5




Fig. 6



Fig. 7






Fig. 8