



US00D924679S

(12) **United States Design Patent** (10) **Patent No.:** **US D924,679 S**
Huang (45) **Date of Patent:** **** Jul. 13, 2021**

(54) **CONTAINER**
(71) Applicant: **Jun Tao Huang**, Castro Valley, CA (US)
(72) Inventor: **Jun Tao Huang**, Castro Valley, CA (US)
(**) Term: **15 Years**
(21) Appl. No.: **29/700,599**
(22) Filed: **Aug. 2, 2019**
(51) **LOC (13) Cl.** **09-03**
(52) **U.S. Cl.**
USPC **D9/428**
(58) **Field of Classification Search**
USPC D7/400, 601, 608; D9/416, 417, 420, D9/425-429, 430, 432, 761
CPC . B65D 1/26; B65D 1/40; B65D 5/243; B65D 81/3453; B65D 2581/34; B65D 2581/3404; B65D 2581/3456
See application file for complete search history.

D668,537 S 10/2012 Sanfilippo
D668,950 S 10/2012 Sanfilippo
D675,517 S 2/2013 Garza
D680,860 S 4/2013 Schulter et al.
D681,447 S 5/2013 Schulter et al.
D683,623 S 6/2013 Chen
D686,064 S 7/2013 Garza
D694,619 S 12/2013 Pham et al.
D697,795 S 1/2014 Garza
9,120,595 B2 9/2015 Chou
9,132,942 B2 9/2015 Nikaein
9,187,209 B1 11/2015 Hanna et al.
D749,412 S 2/2016 Hu
D752,430 S 3/2016 Stevenson et al.
D756,770 S 5/2016 Snedden et al.
D764,276 S 8/2016 Das et al.
D778,115 S 2/2017 Strachan
D778,155 S 2/2017 Strachan
D778,722 S 2/2017 Strachan
D783,365 S * 4/2017 Hsu D7/584
D792,160 S 7/2017 Ng
D792,161 S 7/2017 Ng
D793,811 S 8/2017 Ng

(Continued)

Primary Examiner — Janice Patyk
(74) Attorney, Agent, or Firm — Fulwider Patton LLP

(56) **References Cited**
U.S. PATENT DOCUMENTS

D236,691 S 9/1975 Haase
D236,692 S 9/1975 Haase
5,515,993 A 5/1996 McManus
D385,749 S * 11/1997 Ebrahim D7/560
D511,437 S * 11/2005 Brown D7/566
D512,877 S * 12/2005 Vovan D7/602
D536,992 S 2/2007 Garg et al.
D539,137 S * 3/2007 Lin D9/429
D543,787 S * 6/2007 Wasserman D7/565
D565,906 S * 4/2008 Dien D7/560
D586,623 S 2/2009 Dunn
D601,014 S 9/2009 Petitjean
D615,822 S 5/2010 Klein
D640,548 S 6/2011 Lawrence et al.
D653,452 S * 2/2012 Chang D3/304

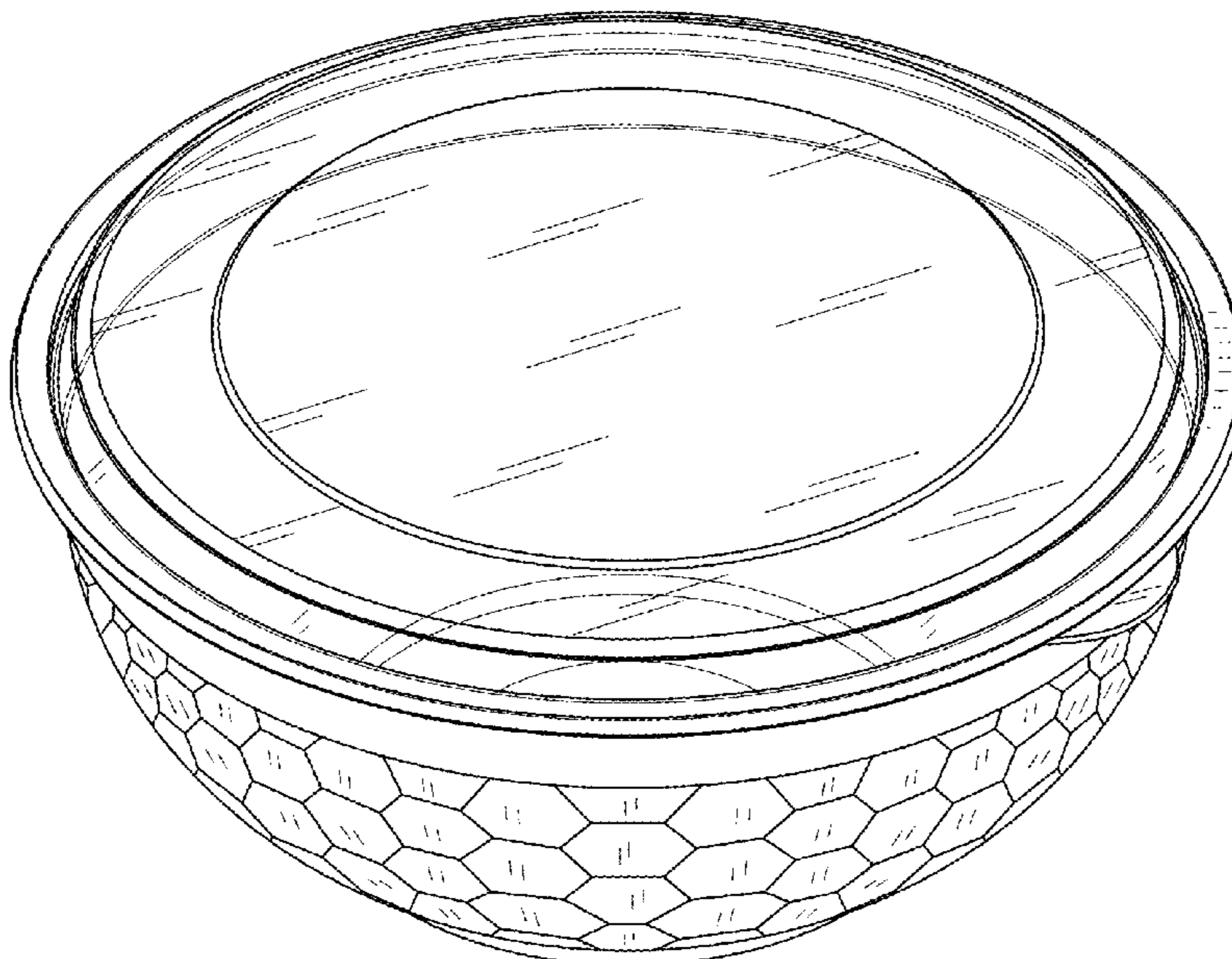
(57) **CLAIM**

The ornamental design for a container, as shown and described.

DESCRIPTION

FIG. 1 is a top perspective view of a container, showing my new design;
FIG. 2 is a bottom perspective view thereof;
FIG. 3 is a top view thereof;
FIG. 4 is a right side view thereof, the left side view being a mirror image;
FIG. 5 is a bottom view thereof; and,
FIG. 6 is a front view thereof.

1 Claim, 3 Drawing Sheets



(56)

References Cited

U.S. PATENT DOCUMENTS

D815,520 S *	4/2018	Heo	D9/428
2005/0247709 A1	11/2005	Atkins et al.	
2006/0081641 A1	4/2006	Habeger et al.	
2007/0045317 A1	3/2007	Rosender et al.	
2010/0072217 A1	3/2010	Parikh et al.	
2011/0000929 A1	1/2011	Brown et al.	
2011/0139785 A1	6/2011	Strange et al.	
2012/0031921 A1	2/2012	Cadiente	

* cited by examiner

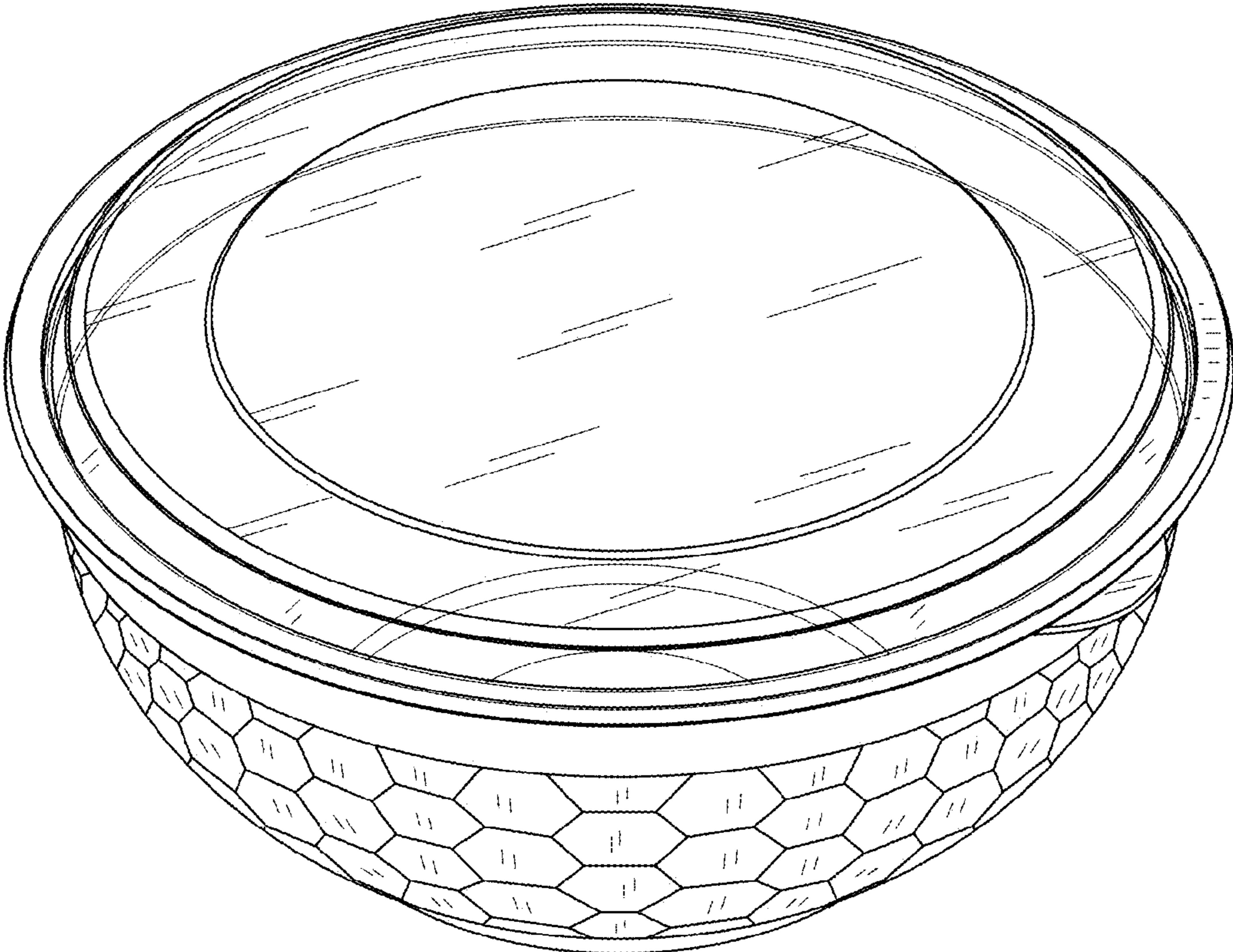


FIG. 1

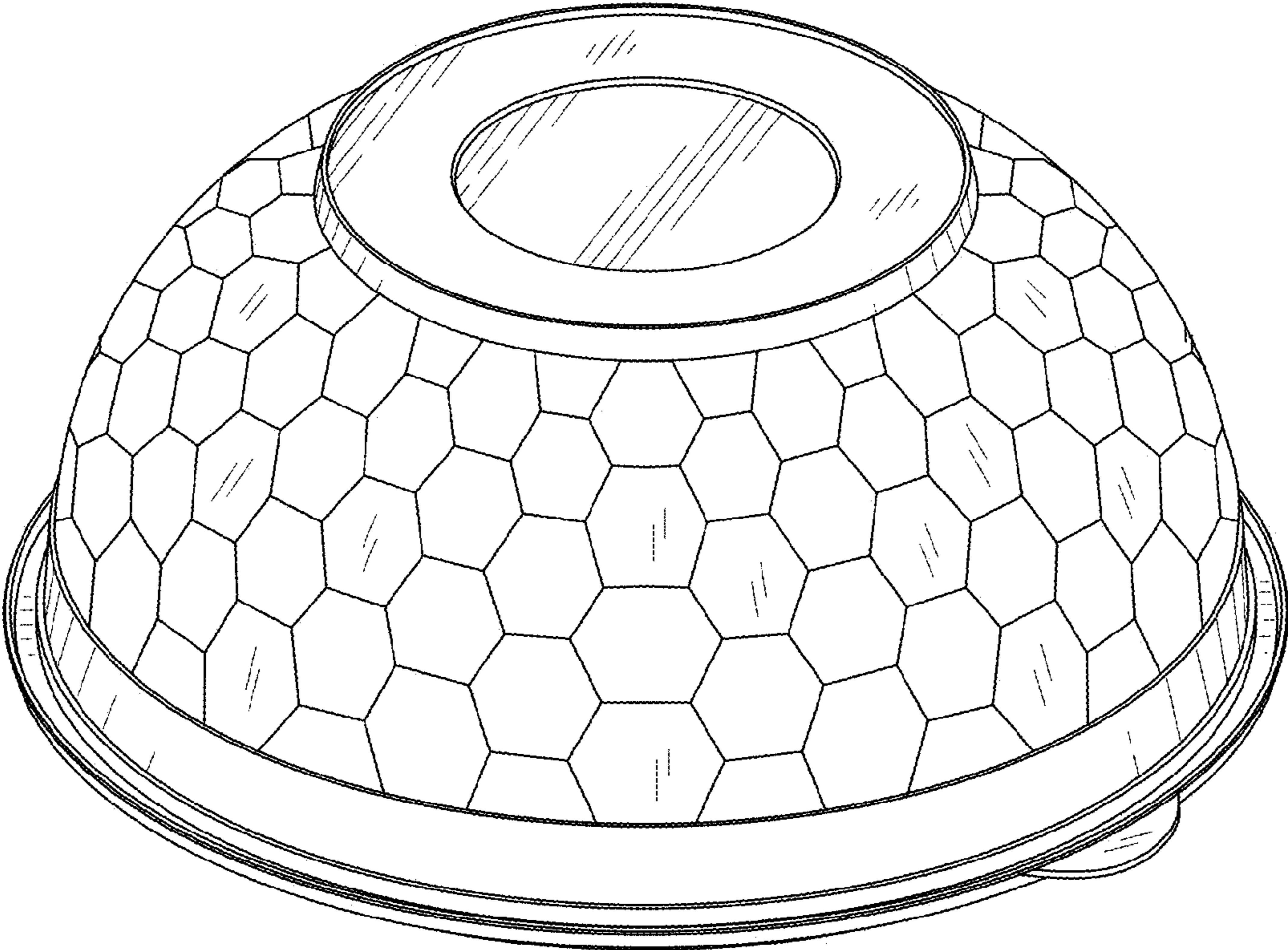


FIG. 2

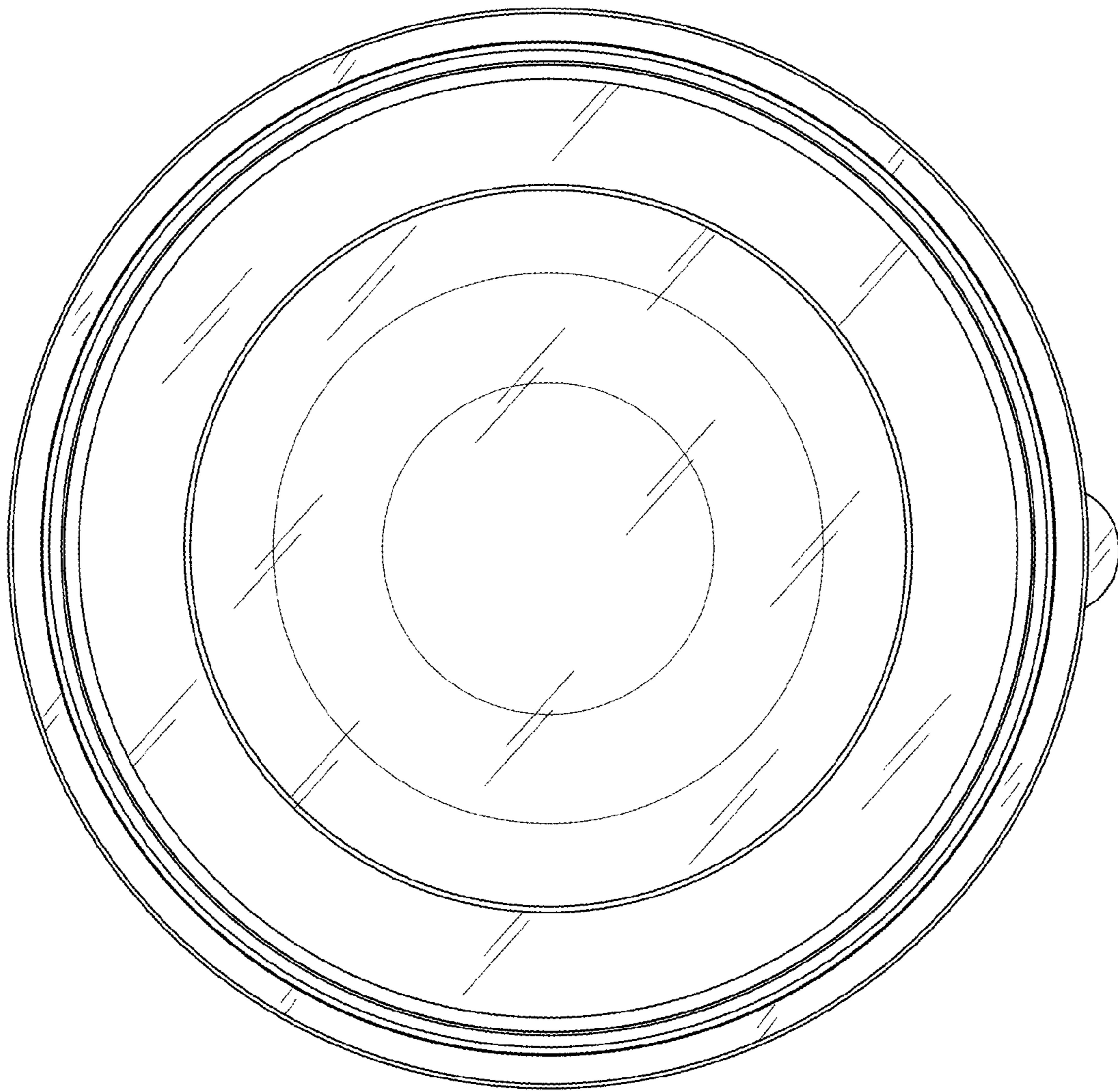


FIG. 3

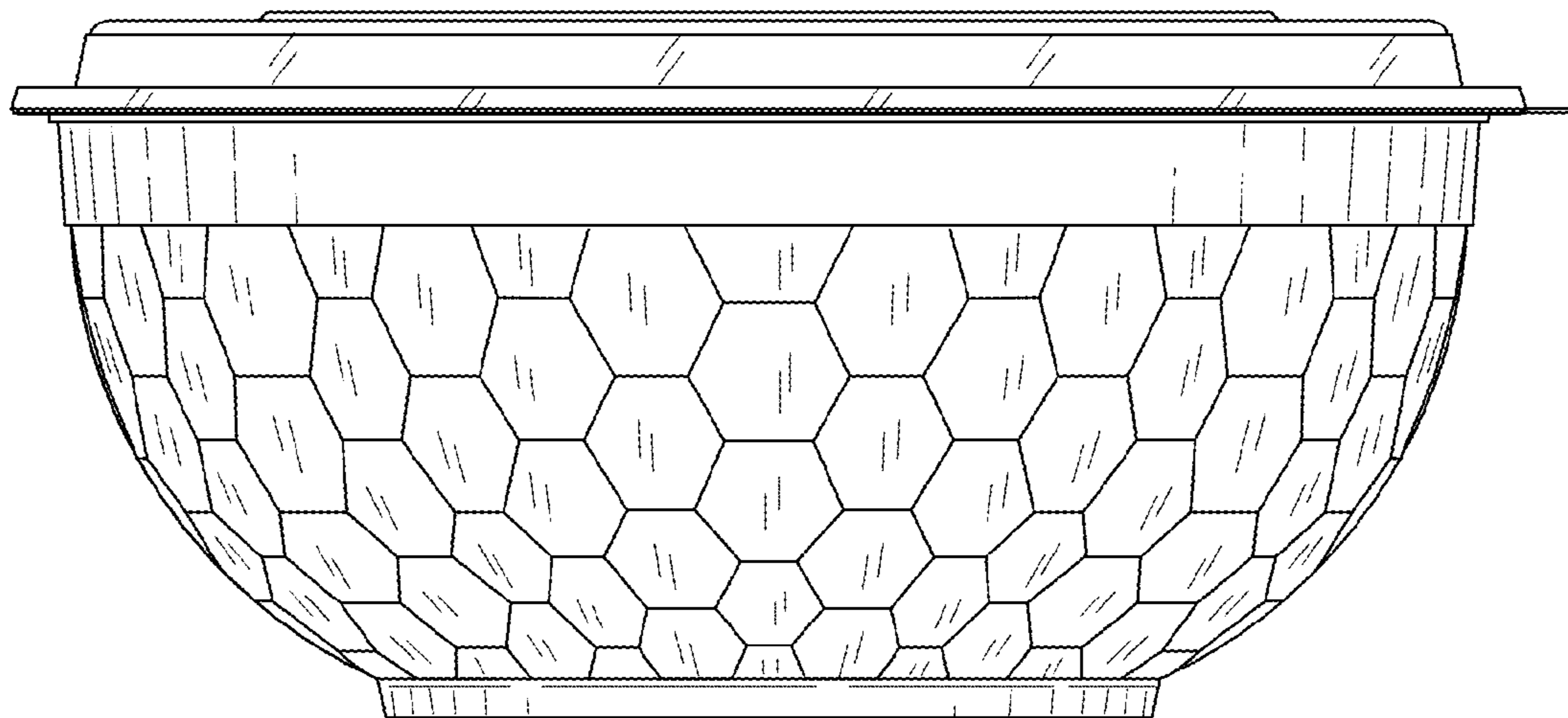


FIG. 4

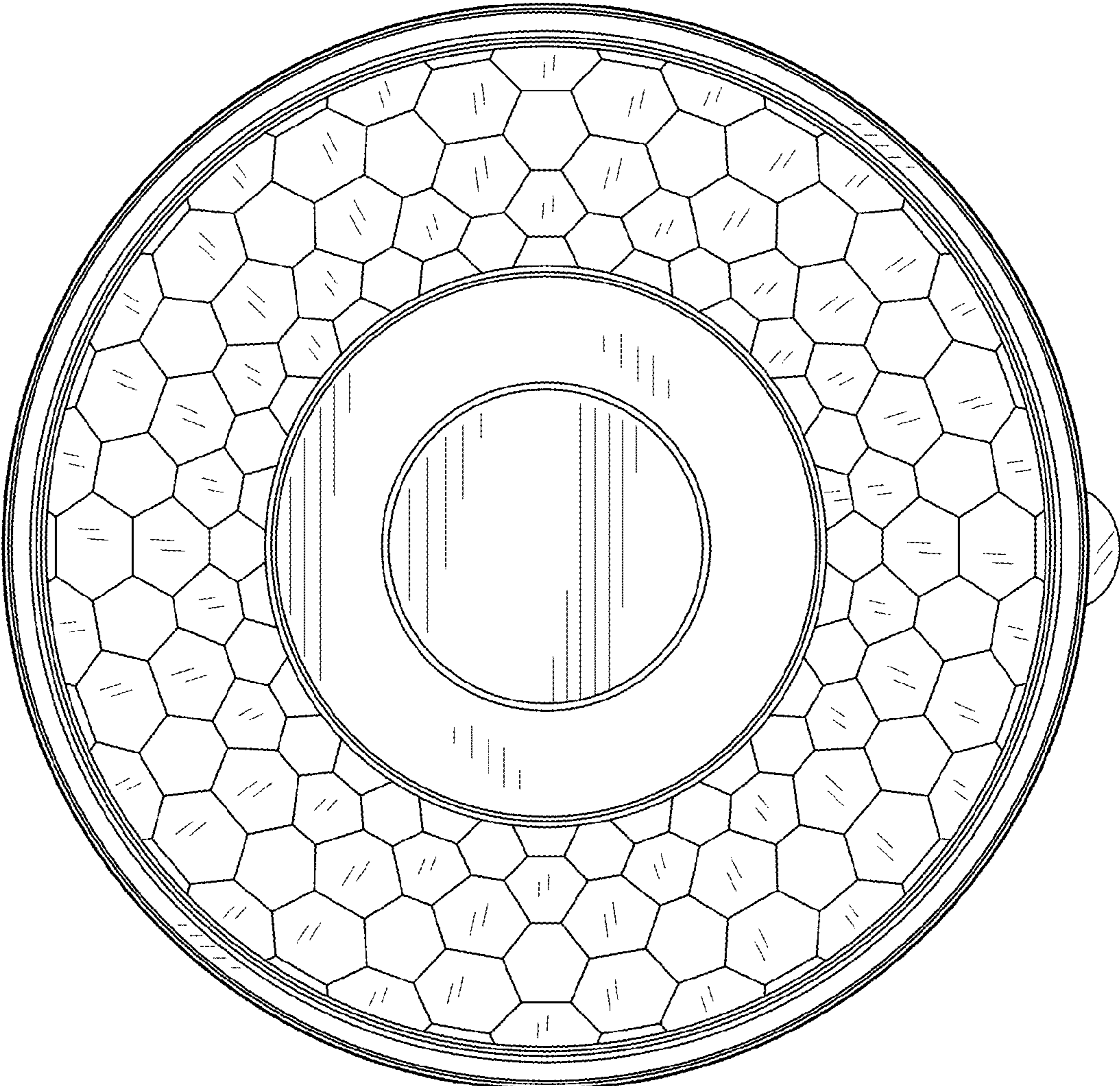


FIG. 5

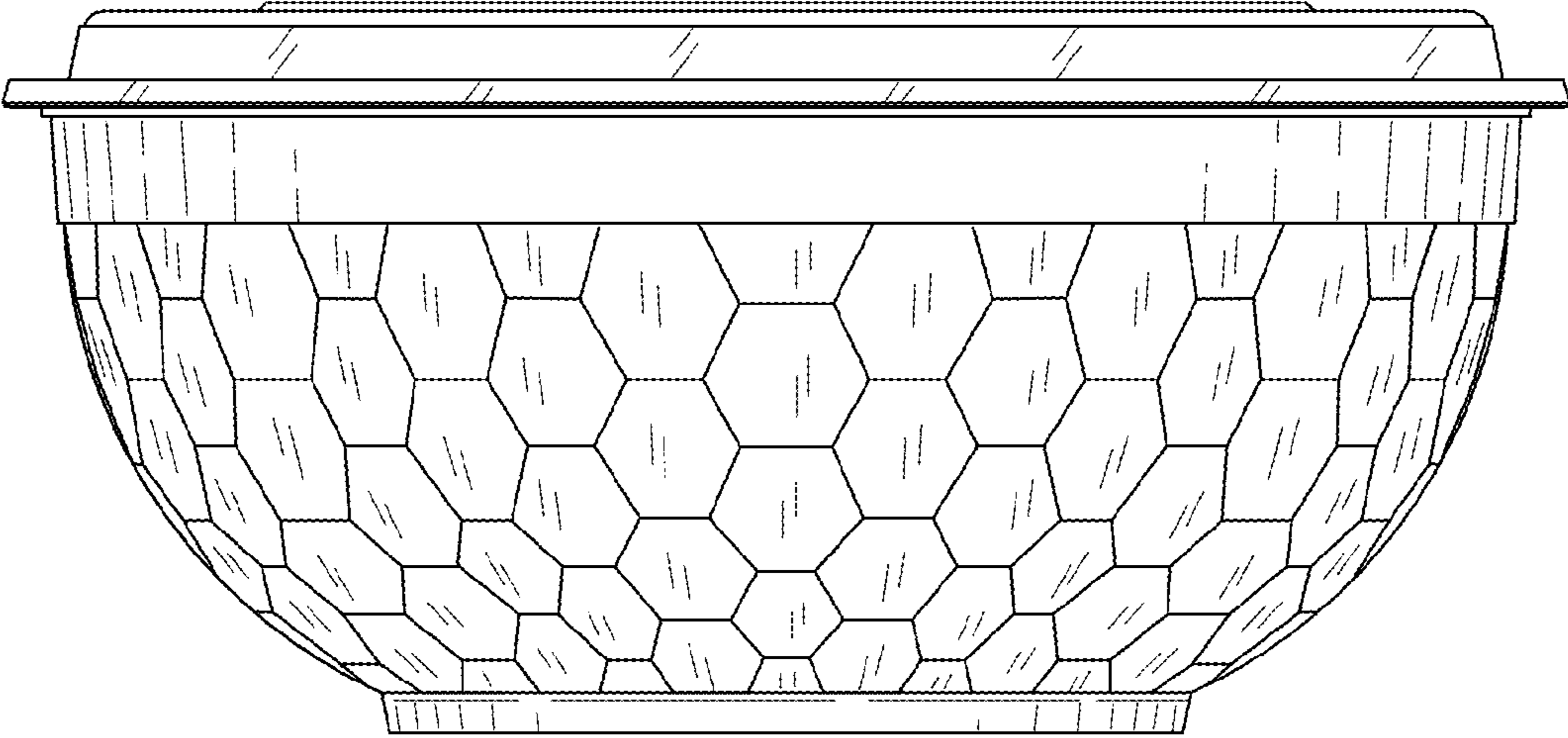


FIG. 6