



US00D924657S

(12) **United States Design Patent** (10) **Patent No.:** **US D924,657 S**  
**Li** (45) **Date of Patent:** **\*\* Jul. 13, 2021**

(54) **MULTI-FUNCTIONAL TOOL**  
(71) Applicant: **Shenzhen Lvkun Business Consulting Co., Ltd., Shenzhen (CN)**  
(72) Inventor: **Chaoqun Li, Pingxiang (CN)**  
(73) Assignee: **Shenzhen Lvkun Business Consulting Co., Ltd., Shenzhen (CN)**  
(\*\*) Term: **15 Years**  
(21) Appl. No.: **29/768,850**  
(22) Filed: **Feb. 1, 2021**  
(51) **LOC (13) Cl.** ..... **08-05**  
(52) **U.S. Cl.**  
USPC ..... **D8/105**  
(58) **Field of Classification Search**  
USPC ..... D8/105  
CPC ..... B25F 1/003; B25F 1/04  
See application file for complete search history.

D747,638 S \* 1/2016 Hernandez ..... D8/105  
D764,252 S \* 8/2016 Klecker ..... D8/105  
D811,846 S 3/2018 Johnson et al.  
D814,263 S 4/2018 Johnson et al.  
D848,808 S \* 5/2019 Zhong ..... D8/55  
D884,452 S \* 5/2020 Hallbrook ..... D8/105  
D884,453 S \* 5/2020 Hallbrook ..... D8/105  
D887,245 S \* 6/2020 Liu ..... D8/105  
2008/0236210 A1\* 10/2008 Frazer ..... B25F 1/003  
70/61  
2008/0271256 A1\* 11/2008 Frazer ..... B25F 1/003  
7/128  
2015/0047127 A1\* 2/2015 Leach ..... B23K 37/00  
7/119

\* cited by examiner

*Primary Examiner* — Janice Hallmark  
(74) *Attorney, Agent, or Firm* — True Shepherd LLC;  
Andrew C. Cheng

(57) **CLAIM**

The ornamental design for multi-functional tool, as shown and described.

**DESCRIPTION**

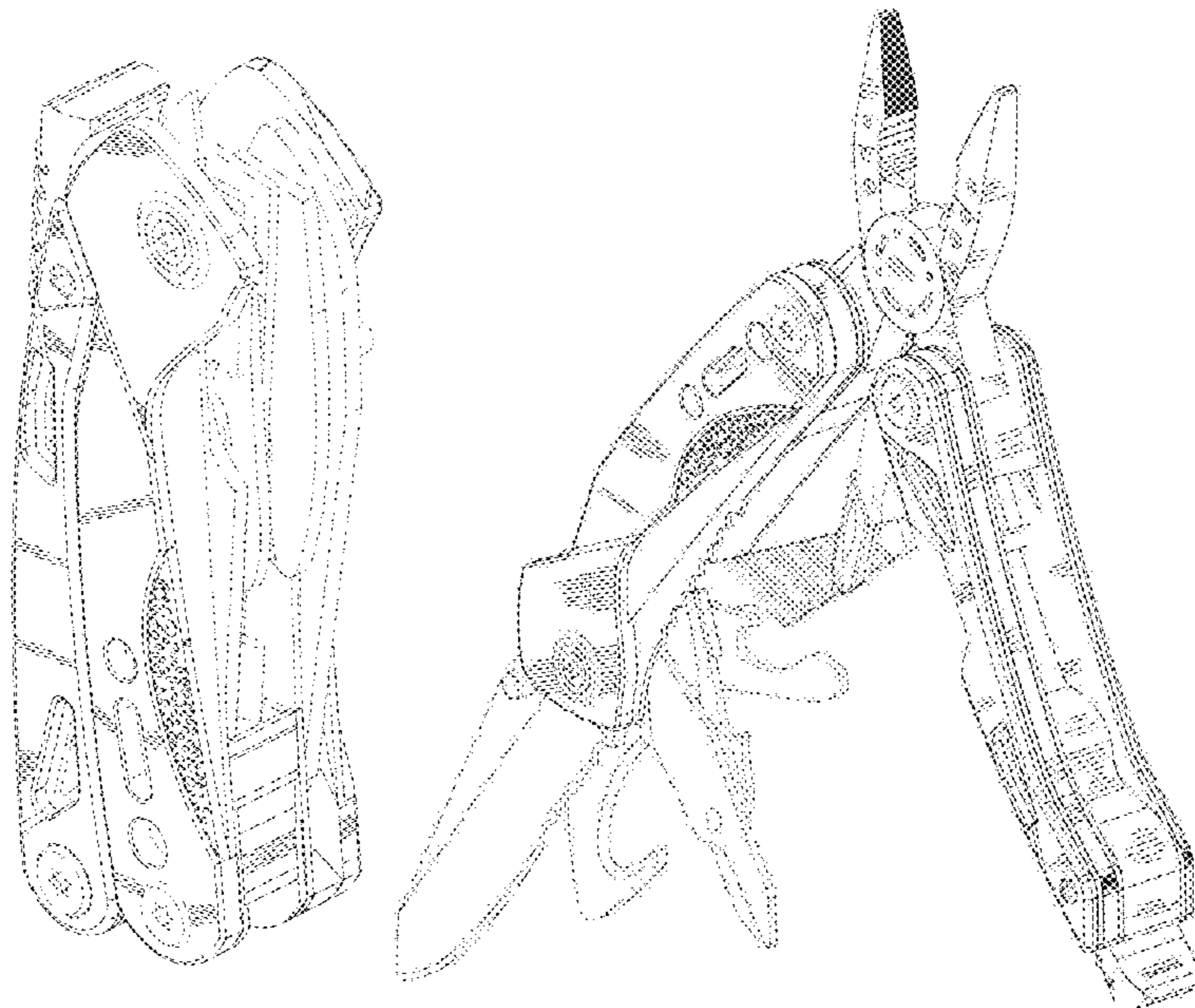
FIG. 1 is a perspective view of a multi-functional tool showing my new design;  
FIG. 2 is a front view thereof;  
FIG. 3 is a rear view thereof;  
FIG. 4 is a left side view thereof;  
FIG. 5 is a right side view thereof;  
FIG. 6 is a top plan view thereof;  
FIG. 7 is a bottom plan view thereof;  
FIG. 8 is a perspective view thereof in an open state;  
FIG. 9 is a front view thereof; and,  
FIG. 10 is a rear view thereof.  
The broken lines depict portions of the multi-functional tool and form no part of the claimed design.

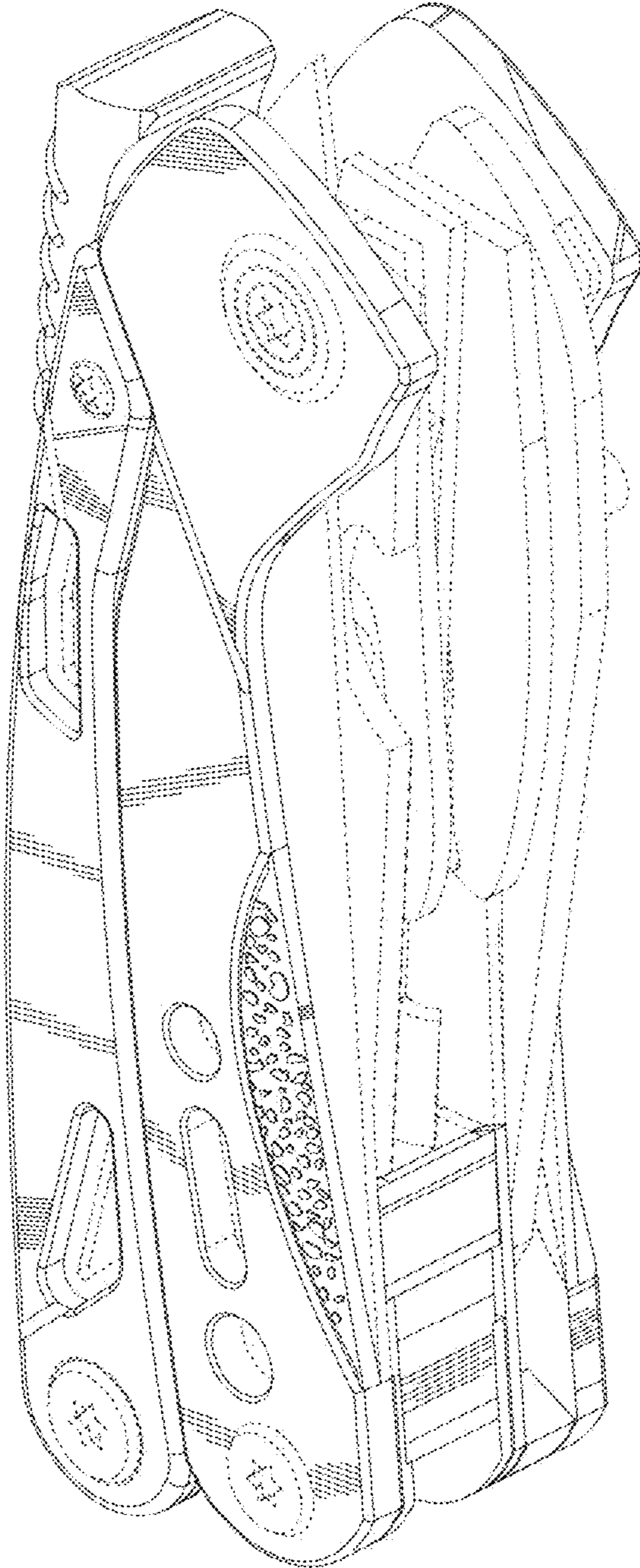
(56) **References Cited**

**U.S. PATENT DOCUMENTS**

D203,769 S \* 2/1966 Rando ..... D8/26  
D219,258 S \* 11/1970 Frye ..... D8/26  
D226,162 S \* 1/1973 Ziaylek, Jr. .... D8/81  
D596,911 S \* 7/2009 Carpenter ..... D8/105  
D603,682 S \* 11/2009 Brands ..... D8/105  
D623,038 S \* 9/2010 Seeds ..... D8/107  
D623,039 S \* 9/2010 Seeds ..... D8/107  
D626,810 S \* 11/2010 Steineckert ..... B25F 1/04  
D8/55  
D630,079 S 1/2011 Seeds et al.  
D635,002 S \* 3/2011 Rivera ..... D8/105  
D660,125 S \* 5/2012 Seeds ..... D8/105  
D660,126 S \* 5/2012 Cagampang ..... D8/105  
D711,207 S \* 8/2014 Seeds ..... D8/105  
D746,658 S \* 1/2016 Mihailides ..... D8/105

**1 Claim, 10 Drawing Sheets**





**FIG. 1**

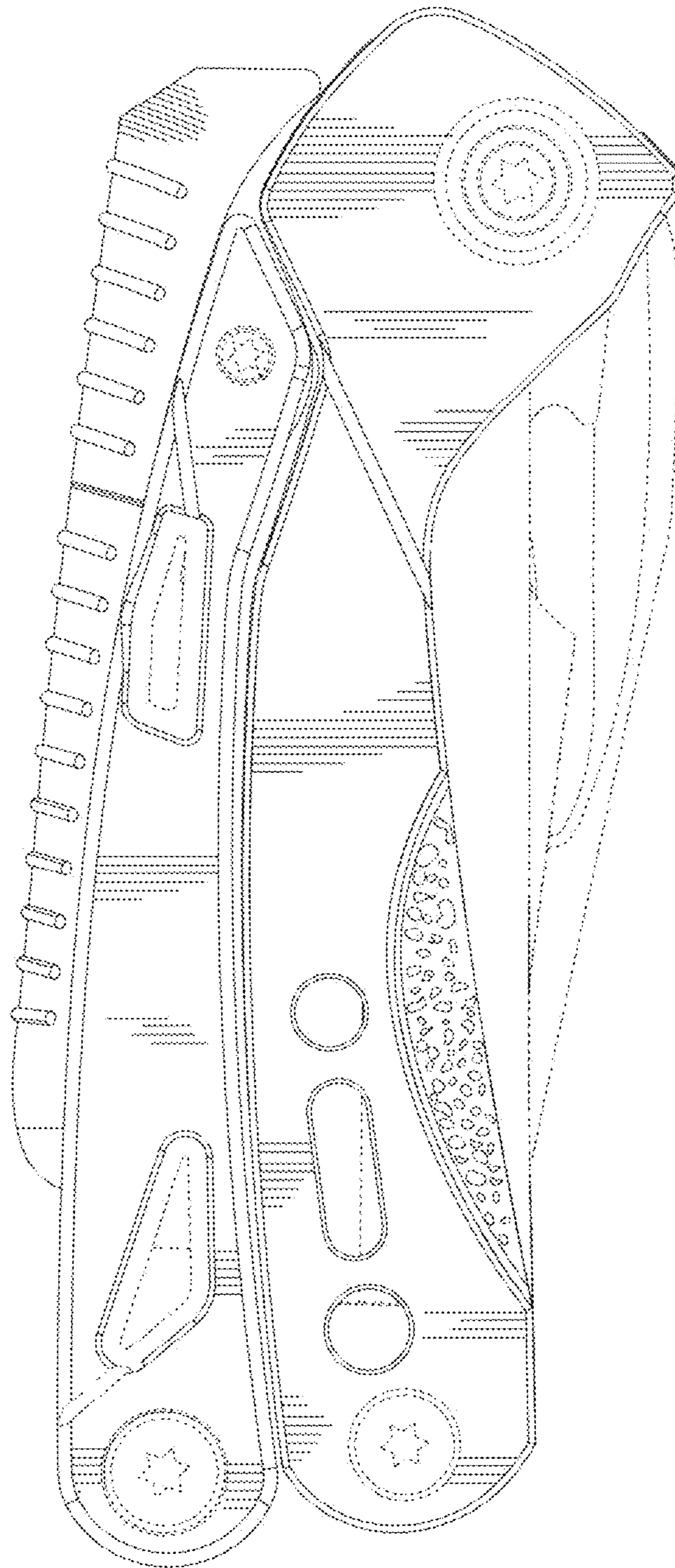
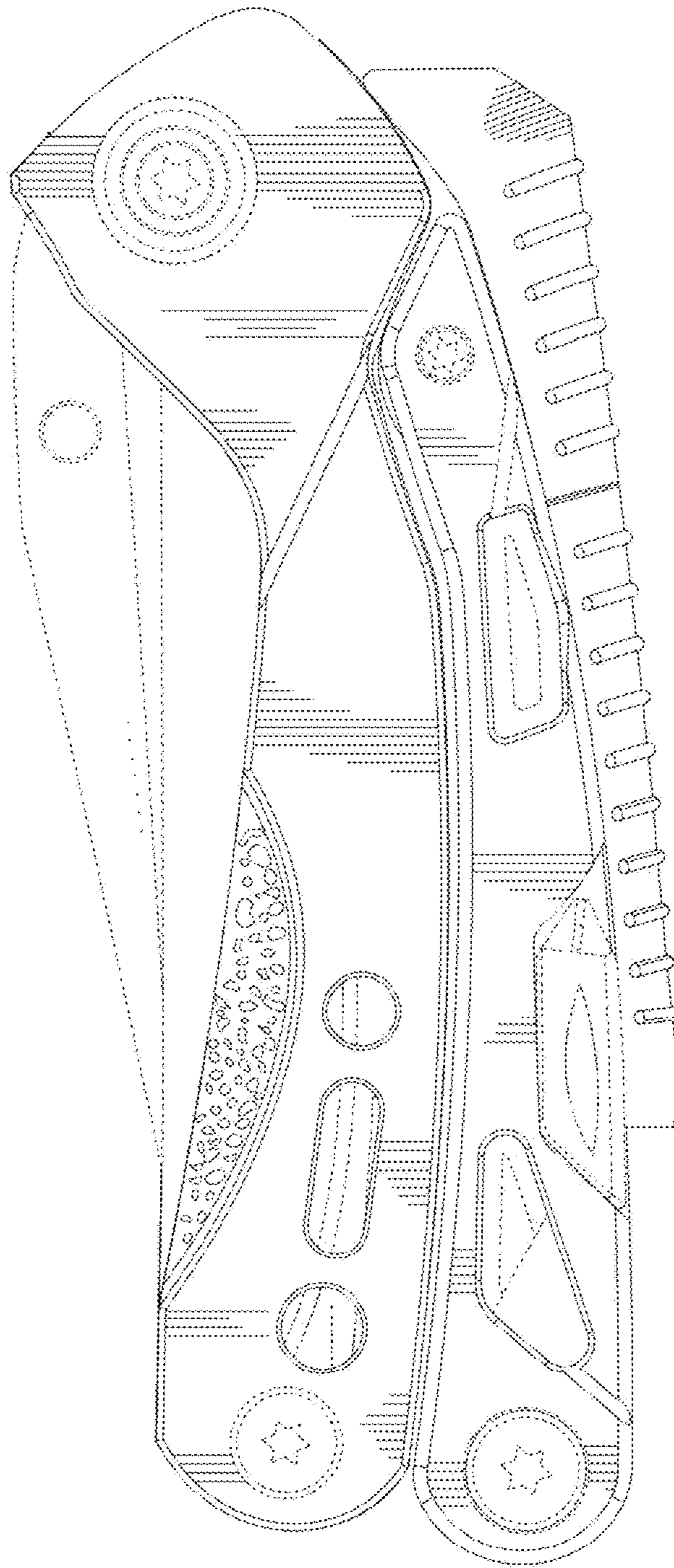


FIG. 2



**FIG. 3**




FIG. 4

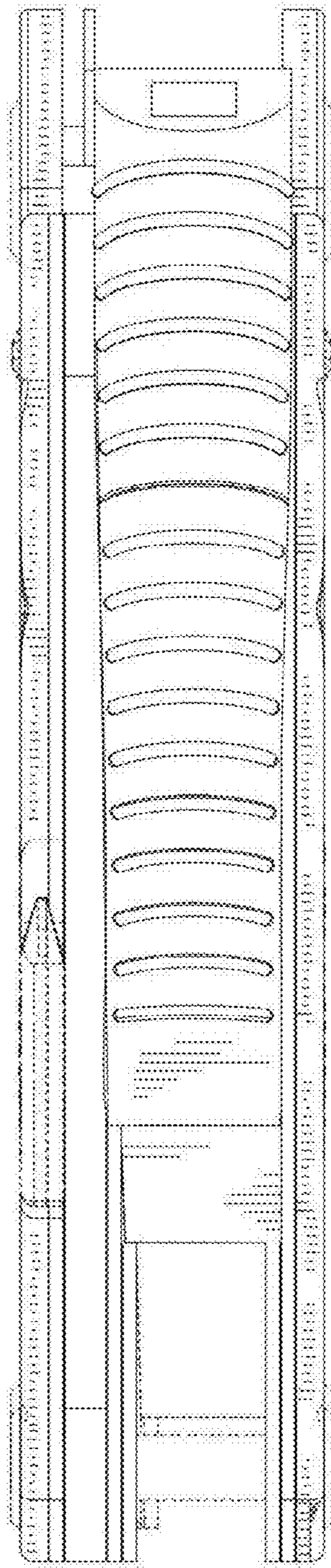


FIG. 5

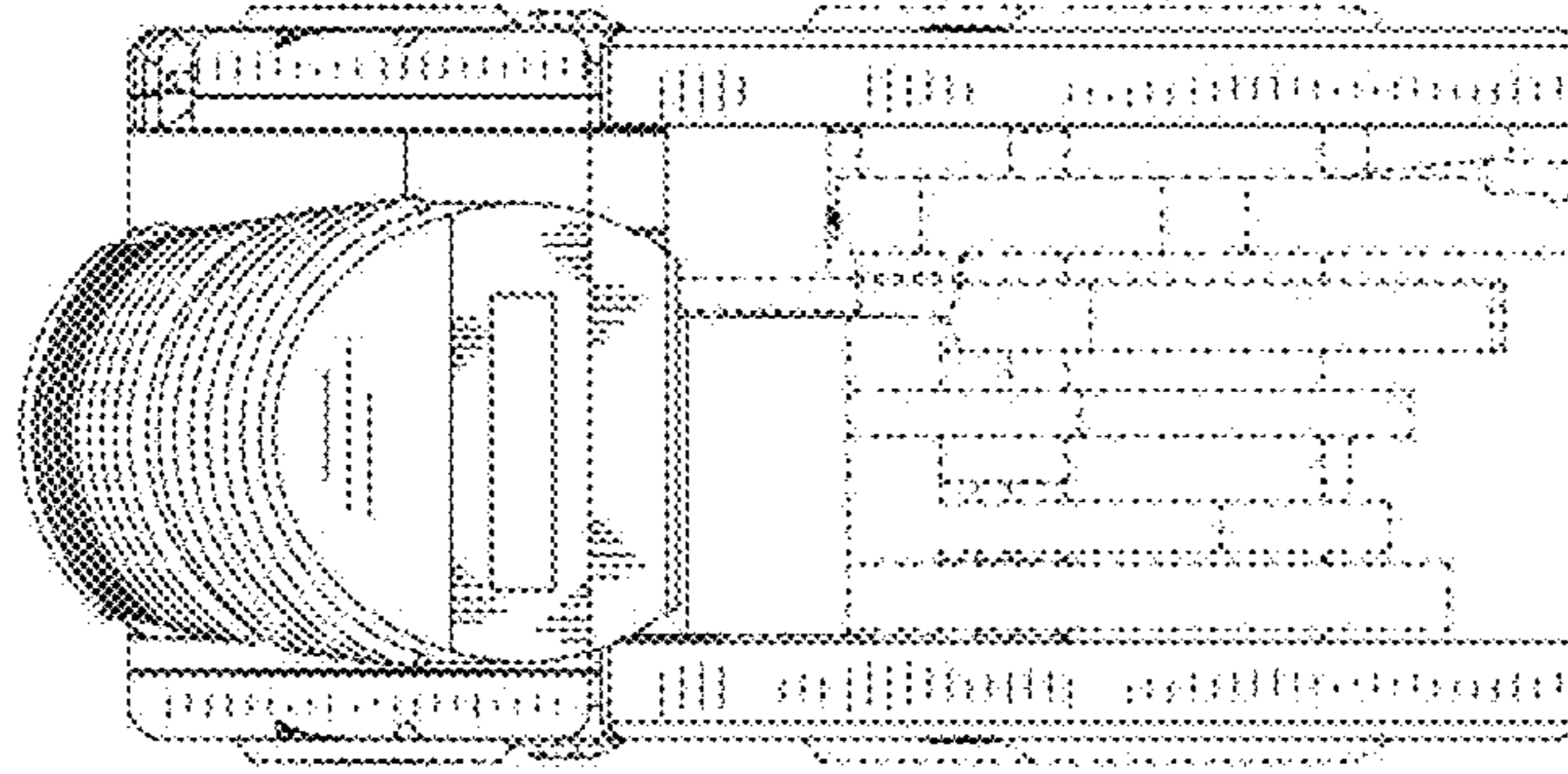


FIG. 6

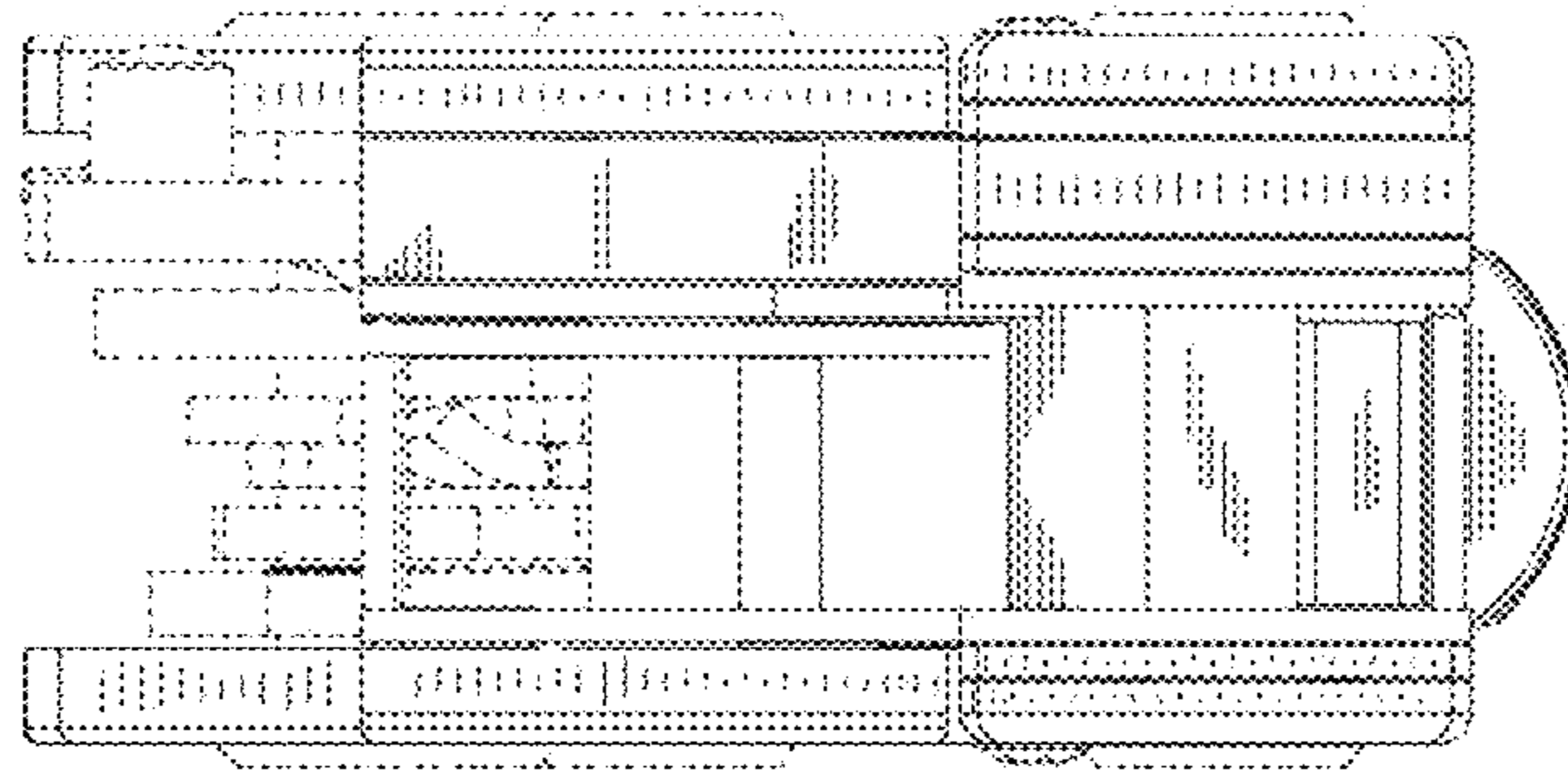


FIG. 7



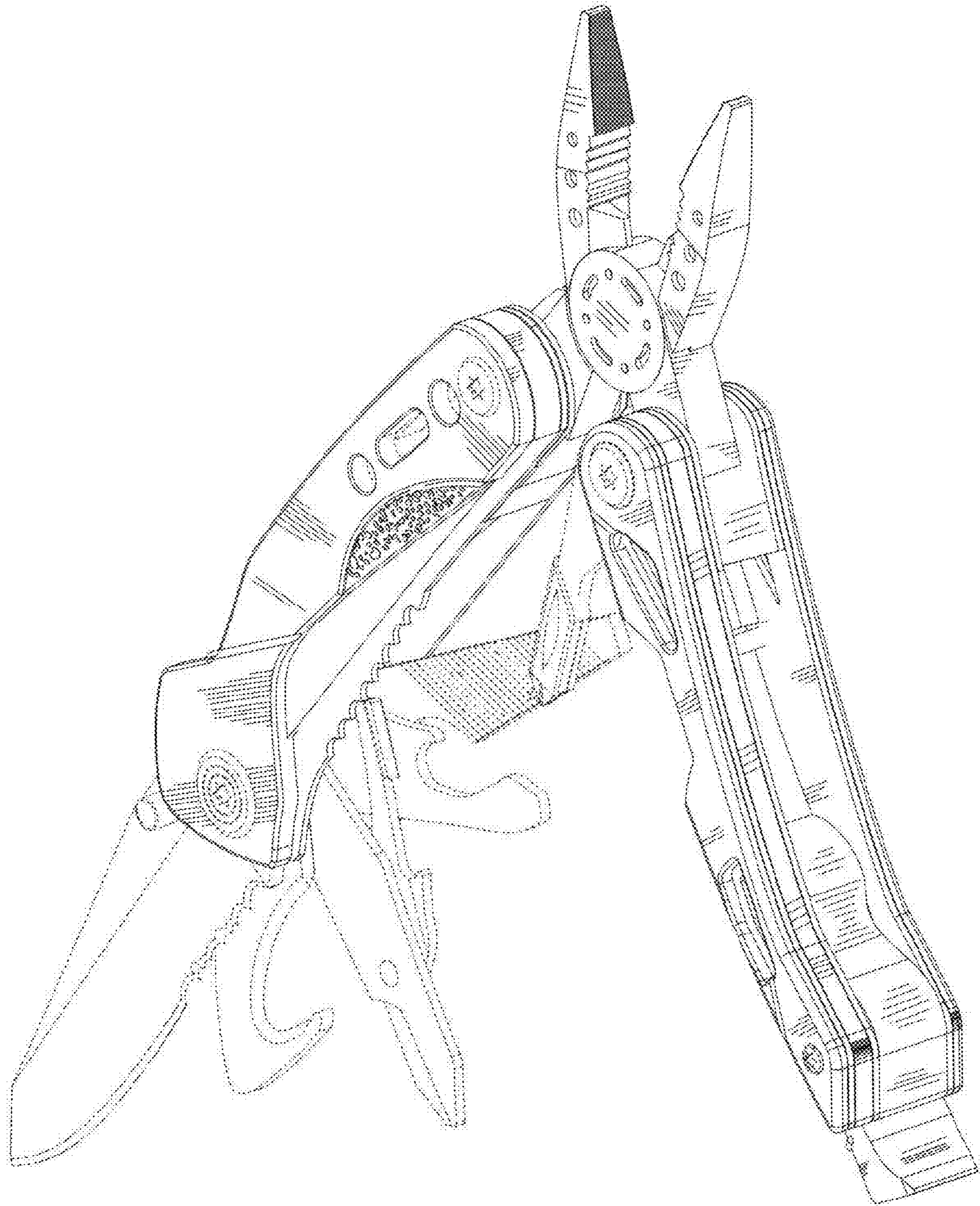
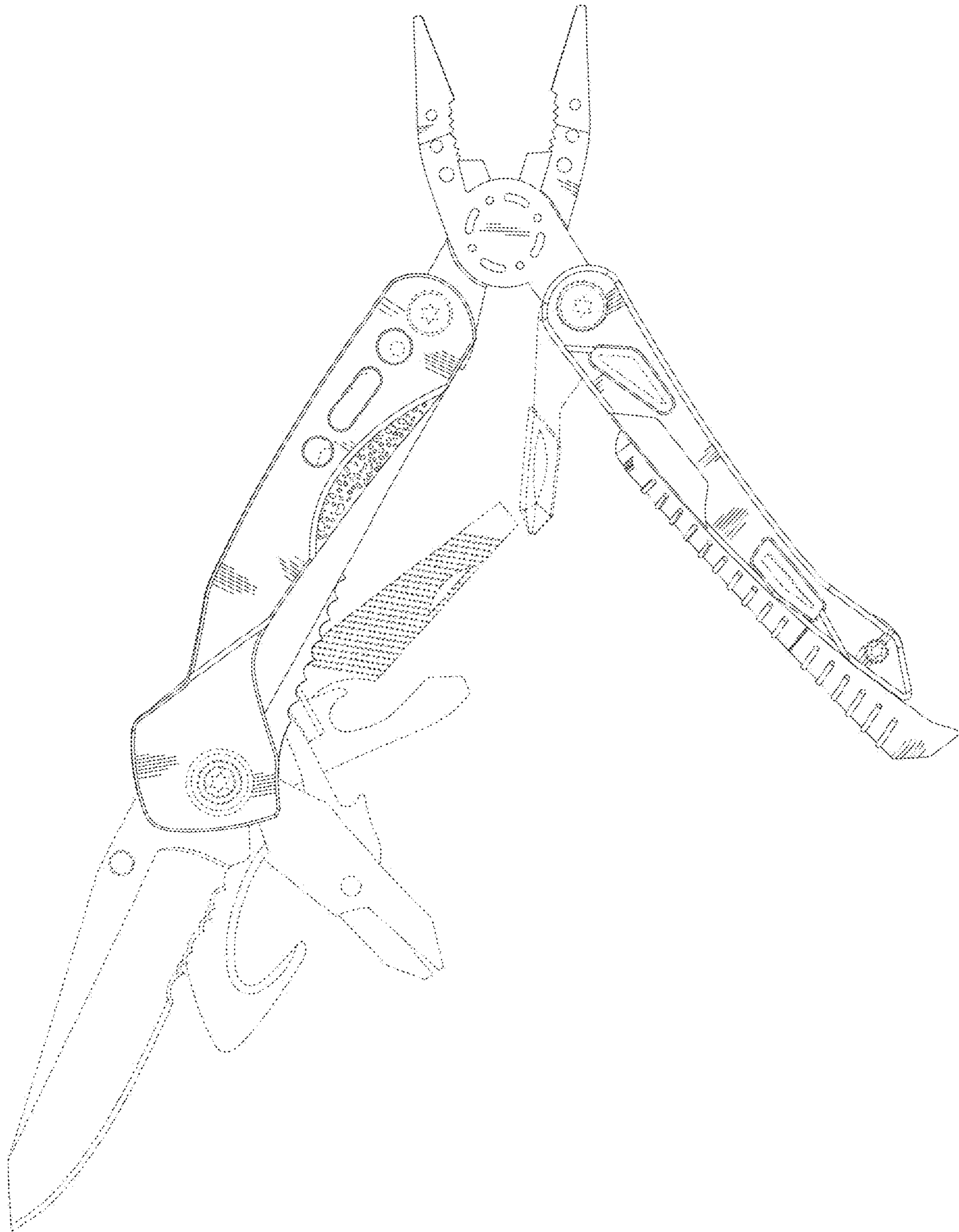


FIG. 8



**FIG. 9**




FIG. 10