



US00D924653S

(12) **United States Design Patent**
Chumchal

(10) **Patent No.:** **US D924,653 S**
(45) **Date of Patent:** **** Jul. 13, 2021**

- (54) **UTILITY TOOL ATTACHMENT**
- (71) Applicant: **Kyle Chumchal**, Fletcher, NC (US)
- (72) Inventor: **Kyle Chumchal**, Fletcher, NC (US)
- (73) Assignee: **Microtech Knives, Inc.**, Bradford, PA (US)
- (**) Term: **15 Years**
- (21) Appl. No.: **29/720,894**
- (22) Filed: **Jan. 16, 2020**
- (51) **LOC (13) Cl.** **08-03**
- (52) **U.S. Cl.**
USPC **D8/98; D22/118**
- (58) **Field of Classification Search**
USPC D8/14, 47, 98, 99, 105; D22/117, 118; D24/146
CPC . F41B 15/06; F41B 15/08; B26B 3/00; B26B 9/00; B26B 9/02
See application file for complete search history.

(56) **References Cited**

U.S. PATENT DOCUMENTS

D138,875 S *	9/1944	Weiss	D8/98
D155,561 S *	10/1949	Weiss	D8/98
2,848,809 A *	8/1958	Crowder	B43K 21/08 30/164.9
D236,020 S *	7/1975	Rau, III	D15/143
D240,499 S *	7/1976	Souders	D8/98
D241,803 S *	10/1976	Amiot	D8/14
D271,370 S *	11/1983	San Antonio	D8/14
D274,357 S *	6/1984	Moreno	D24/142
D299,807 S *	2/1989	Sawa	D22/118
5,175,934 A *	1/1993	Chao	B26B 5/00 30/329
D359,356 S *	6/1995	Werner	D24/141
D379,227 S *	5/1997	Rosen	D19/184
5,638,566 A *	6/1997	Wu	B25F 1/02 401/18

D383,962 S *	9/1997	Daley	D19/163
D401,277 S *	11/1998	Takemura	D19/173
D416,577 S *	11/1999	Andrews	D19/174
D442,665 S *	5/2001	Caudle	D22/107
D473,617 S *	4/2003	Rae	D22/118
D645,718 S *	9/2011	Crystal	D8/98
D647,963 S *	11/2011	Chu	D19/184
D668,520 S *	10/2012	Ortiz	D8/47
D670,761 S *	11/2012	Fleming	D19/173
D682,063 S *	5/2013	Ortiz	D8/47
D689,934 S *	9/2013	Chu	D19/179
D692,480 S *	10/2013	Chu	D19/123
D692,486 S *	10/2013	Casciotti	D19/199
D699,089 S *	2/2014	Quinn	D8/70
D710,941 S *	8/2014	Casciotti	D19/177
D715,124 S *	10/2014	Hicks	D8/98
9,085,074 B2 *	7/2015	Quinn	C22C 38/18
9,108,454 B1 *	8/2015	Rosenberg	B43K 23/08
D746,407 S *	12/2015	Lu	D22/118
D751,881 S *	3/2016	Hicks	D8/98

(Continued)

Primary Examiner — Philip S Hyder

(74) *Attorney, Agent, or Firm* — Steve LeBlanc, LLC

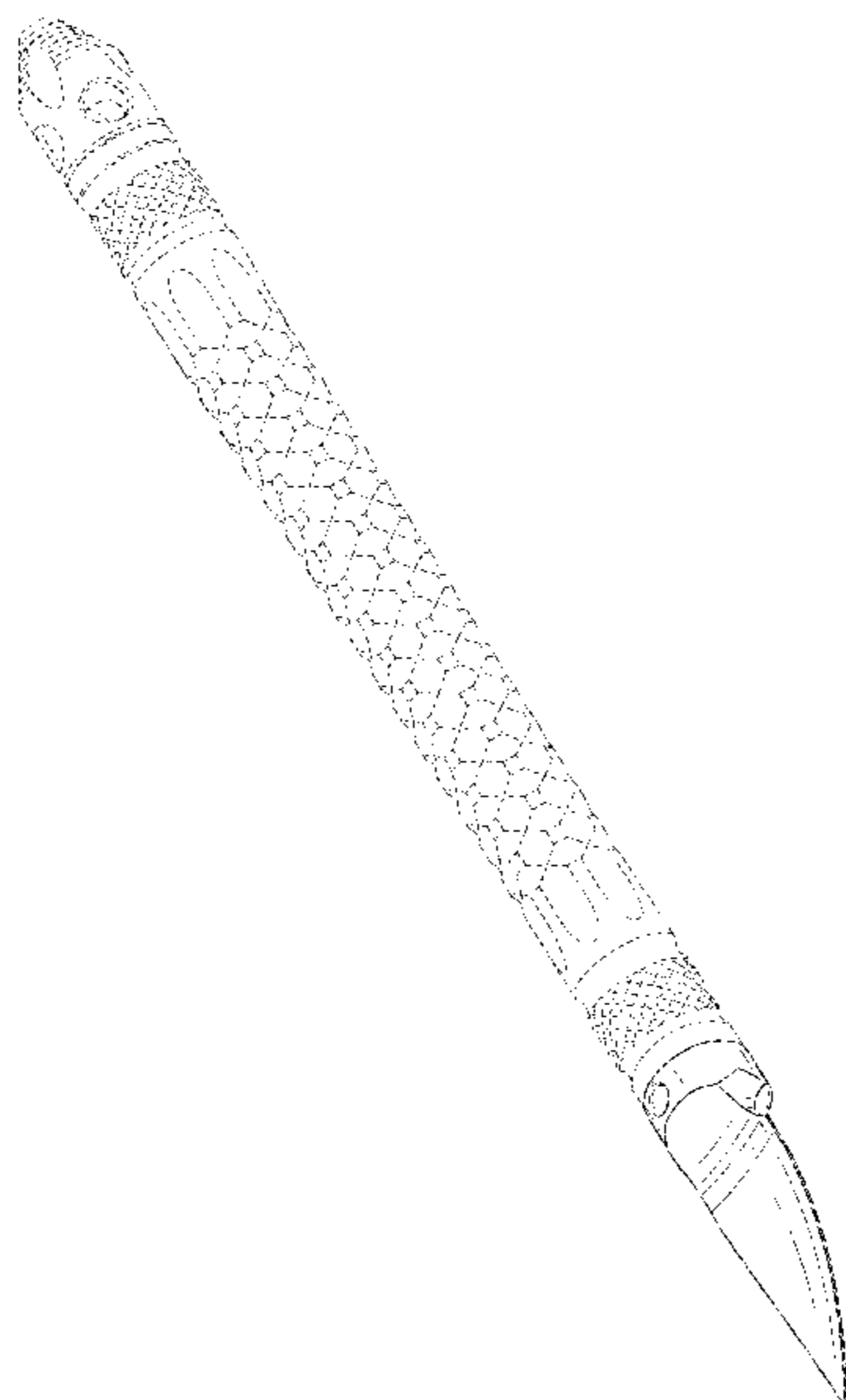
(57) **CLAIM**

The ornamental design for a utility tool attachment, as shown and described.

DESCRIPTION

FIG. 1 is a front perspective view of the utility tool attachment;
 FIG. 2 is a top view of the utility tool attachment;
 FIG. 3 is a bottom view of the utility tool attachment;
 FIG. 4 is a left side view of the utility tool attachment;
 FIG. 5 is a right side view of the utility tool attachment;
 FIG. 6 is a rear view of the utility tool attachment; and,
 FIG. 7 is a front view of the utility tool attachment.
 The dotted lines shown in FIGS. 1-7 are environmental only and form no part of the claimed design.

1 Claim, 4 Drawing Sheets



(56)

References Cited

U.S. PATENT DOCUMENTS

D841,761	S	*	2/2019	Lin	D22/117
D859,572	S	*	9/2019	Rae	D22/118
D863,825	S	*	10/2019	Xu	D6/601
D867,839	S	*	11/2019	DeFries	A44C 17/043 D8/26
10,549,571	B1	*	2/2020	Abel	A45C 11/24
D887,243	S	*	6/2020	Su	D8/85
D890,878	S	*	7/2020	Rae	D22/117
D892,968	S	*	8/2020	Rae	D22/118
D899,552	S	*	10/2020	Berenji	D22/118
D905,770	S	*	12/2020	Klamm	D15/139
D906,470	S	*	12/2020	Marfione	D22/118
2012/0122593	A1	*	5/2012	Gross	F21L 4/005 463/47.4

* cited by examiner

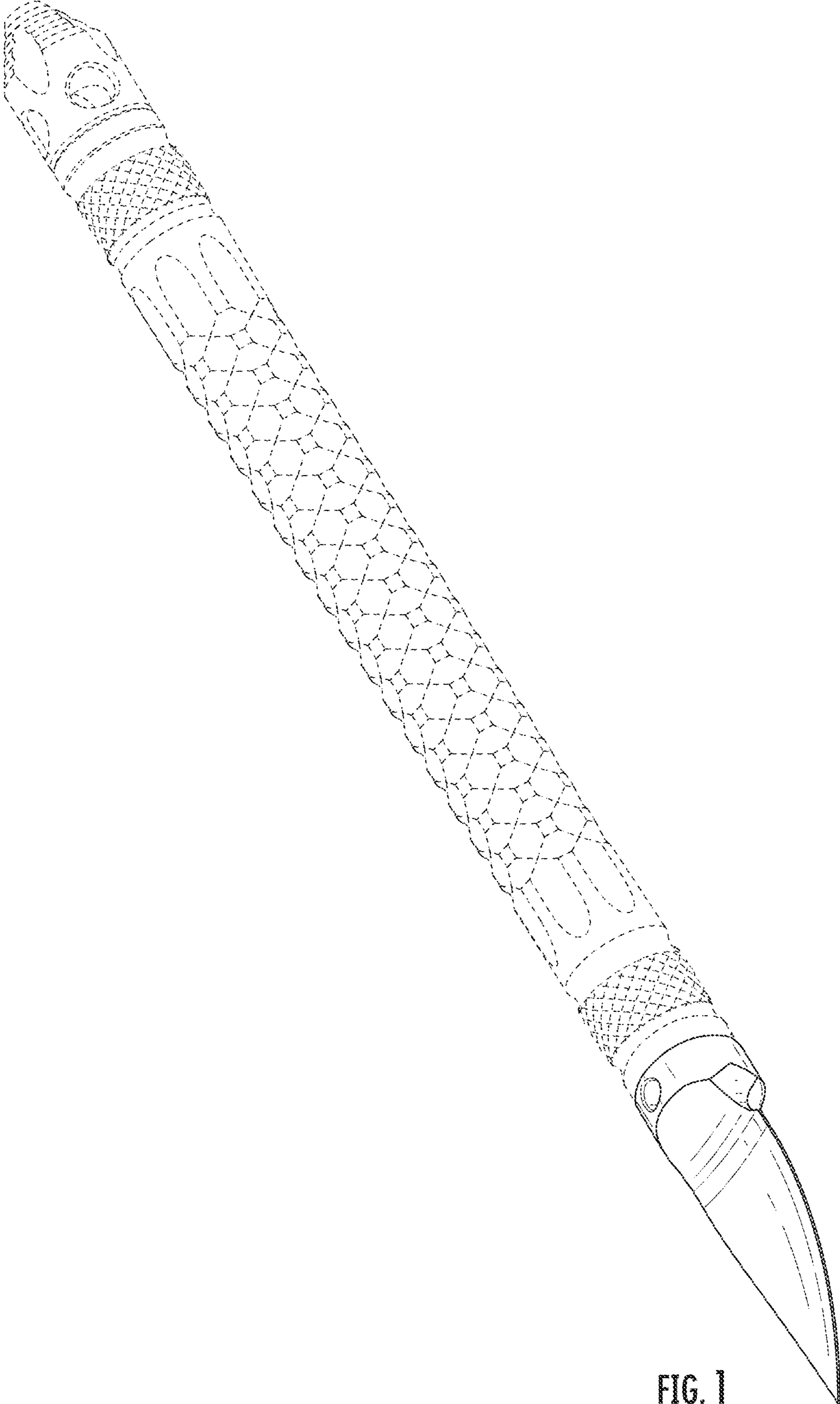


FIG. 1

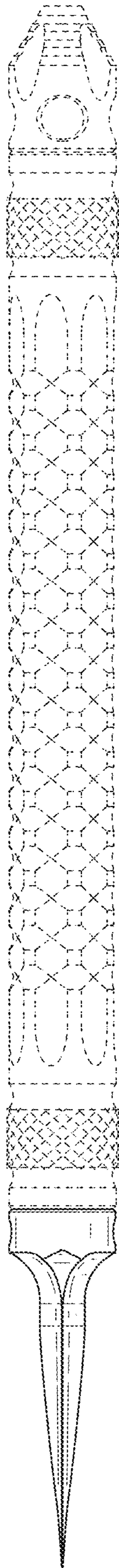


FIG. 2

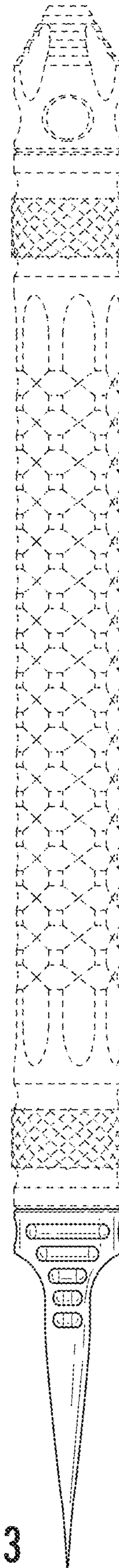


FIG. 3

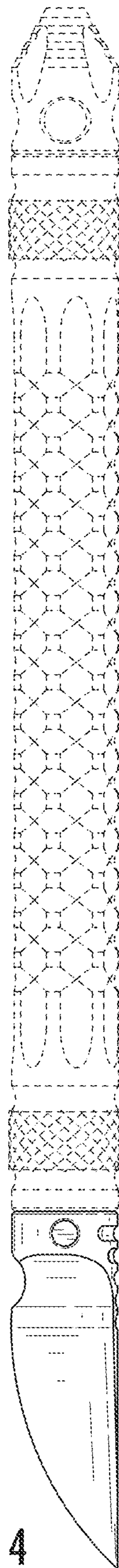


FIG. 4

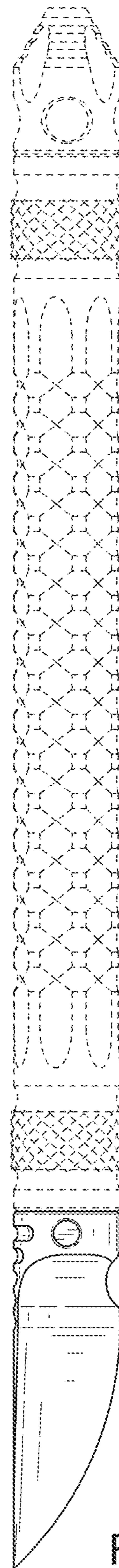


FIG. 5

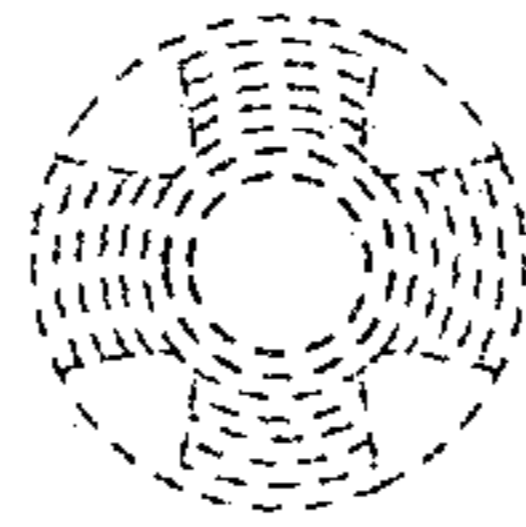


FIG. 6

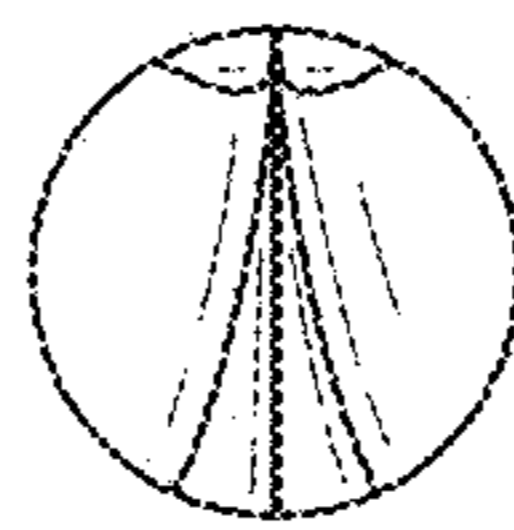


FIG. 7