



US00D924646S

(12) **United States Design Patent** (10) **Patent No.:** **US D924,646 S**  
**Fu** (45) **Date of Patent:** **\*\* Jul. 13, 2021**

(54) **FIREWOOD SPLITTER** 7,814,946 B1 \* 10/2010 VanDusartz ..... B27L 7/04  
144/4.6  
(71) Applicant: **Shenzhen Zhouwu Technology Co., Ltd., Shenzhen (CN)** D736,584 S \* 8/2015 Larson ..... D8/71  
D817,123 S \* 5/2018 Johnsen ..... D8/7  
D845,725 S \* 4/2019 Baron ..... D8/7  
(72) Inventor: **Ji-Zhi Fu, Shenzhen (CN)** D881,662 S \* 4/2020 Hutchinson ..... D8/1  
D901,997 S \* 11/2020 Baron ..... D8/7

(73) Assignee: **Shenzhen Zhouwu Technology Co., Ltd., Shenzhen (CN)**

(\*\*) Term: **15 Years**

(21) Appl. No.: **29/684,189**

(22) Filed: **Mar. 19, 2019**

(30) **Foreign Application Priority Data**

Sep. 28, 2018 (CN) ..... 201830549855.9

(51) **LOC (13) Cl.** ..... **08-03**

(52) **U.S. Cl.**  
USPC ..... **D8/7; D8/76; D8/1**

(58) **Field of Classification Search**  
USPC ..... D15/28, 127; D8/1, 7, 47, 71, 76;  
144/4.6, 193.1, 193.2, 195.4, 195.5, 195.7  
CPC .... B27L 7/00; B27L 7/005; B27L 7/06; B27L  
7/08; B26D 1/02; B26D 7/22; B26D  
3/30; B27G 21/00  
See application file for complete search history.

(56) **References Cited**

**U.S. PATENT DOCUMENTS**

D240,703 S \* 7/1976 Russell ..... D8/71  
4,362,194 A \* 12/1982 Lawson ..... B27L 7/005  
144/193.1  
4,391,311 A \* 7/1983 Levercom ..... B27L 7/005  
144/195.7  
4,405,005 A \* 9/1983 Zanker ..... B27L 7/005  
144/195.5  
D274,253 S \* 6/1984 Harris ..... D15/127  
5,547,001 A \* 8/1996 Cumming ..... B27L 7/005  
125/23.01

**FOREIGN PATENT DOCUMENTS**

GB 4035568 \* 10/2014

**OTHER PUBLICATIONS**

Mighty Hand Kindling Splitter XL, Cast Iron Firewood Cutter, Earliest Review Date Mar. 31, 2019 [Online], [Site Visited Dec. 3, 2020] Available From Internet, URL in PDF (Year: 2019).\*

(Continued)

*Primary Examiner* — Sheryl Lane  
*Assistant Examiner* — Mark T. Philipps  
(74) *Attorney, Agent, or Firm* — ScienBiziP, P.C.

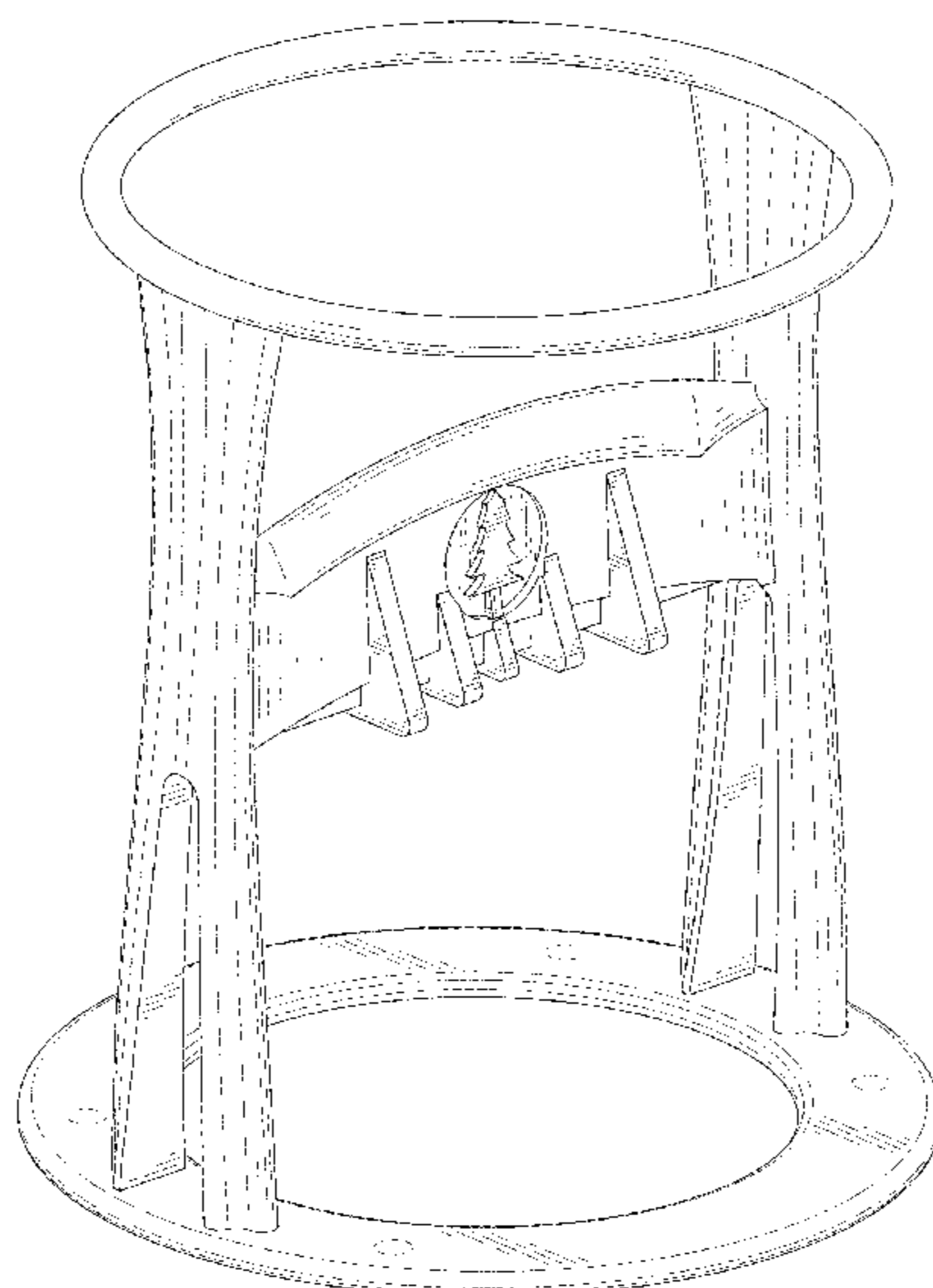
(57) **CLAIM**

The ornamental design for a firewood splitter, as shown and described.

**DESCRIPTION**

FIG. 1 is a first perspective view of a firewood splitter, showing my design.  
FIG. 2 is a second perspective view thereof.  
FIG. 3 is a front elevation view thereof.  
FIG. 4 is a rear elevation view thereof.  
FIG. 5 is a left side elevation view thereof.  
FIG. 6 is a right side elevation view thereof.  
FIG. 7 is a top plan view thereof; and,  
FIG. 8 is a bottom plan view thereof.  
The broken lines within the drawings illustrate portions of the firewood splitter that form no part of the claimed design.

**1 Claim, 8 Drawing Sheets**



(56)

**References Cited**

U.S. PATENT DOCUMENTS

2004/0035496 A1\* 2/2004 Ritzmann ..... B27L 7/005  
144/193.2  
2006/0102250 A1\* 5/2006 Ritzmann ..... B27L 7/005  
144/195.7  
2007/0107805 A1\* 5/2007 Lessard ..... B27L 7/00  
144/193.2  
2016/0107330 A1\* 4/2016 Hutchinson ..... B26D 1/02  
225/81  
2018/0229395 A1\* 8/2018 Zhu ..... B26D 1/02

OTHER PUBLICATIONS

MOPHOTO Kindling Splitter Firewood Log Kindling Cracker  
Splitting Wedge Cast Iron Wedge, Earliest Review Date Jan. 11,  
2020 [Online], [Site Visited Dec. 3, 2020] Available From Internet,  
URL in PDF (Year: 2020).\*

\* cited by examiner




FIG. 1

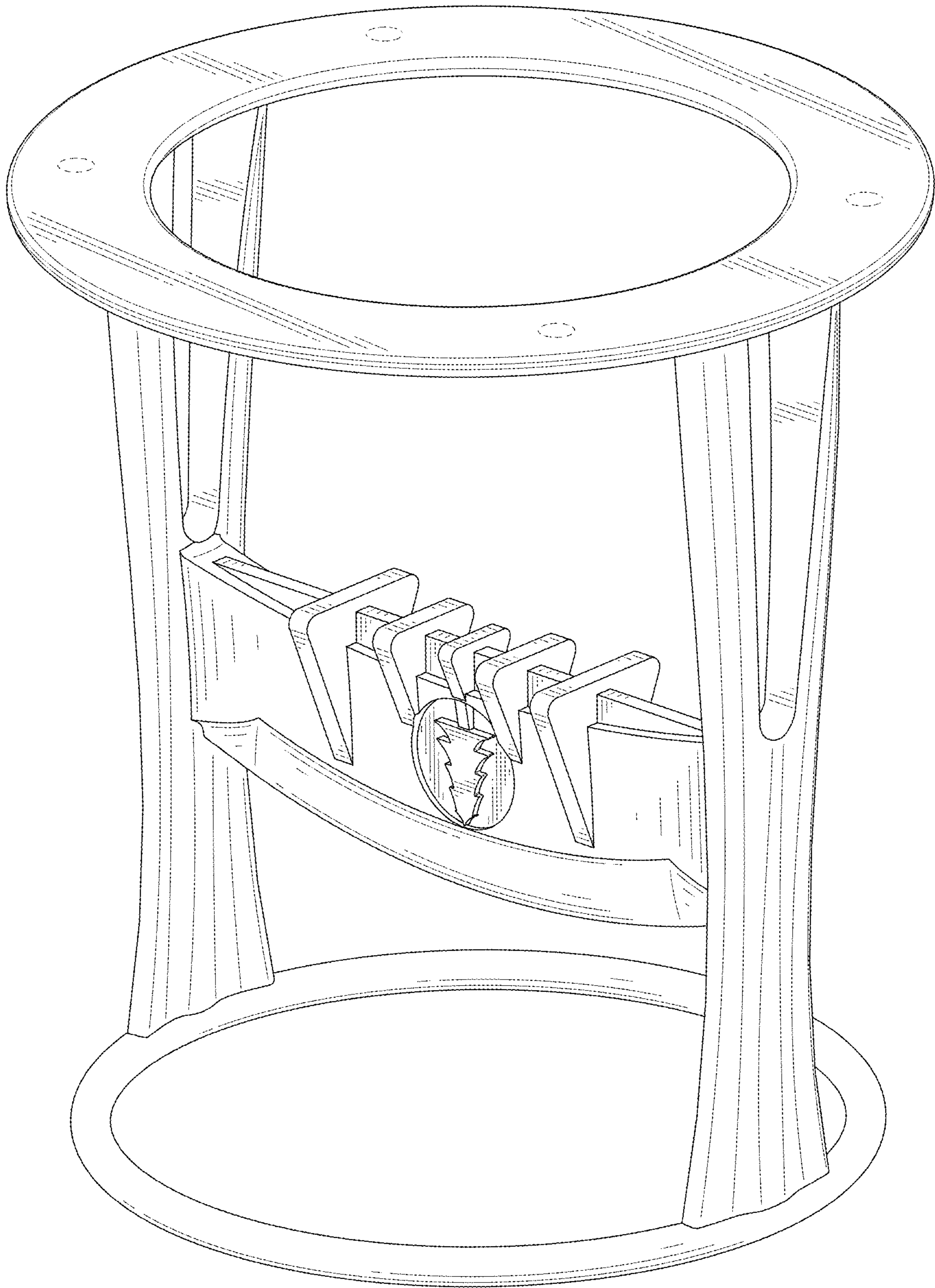


FIG. 2

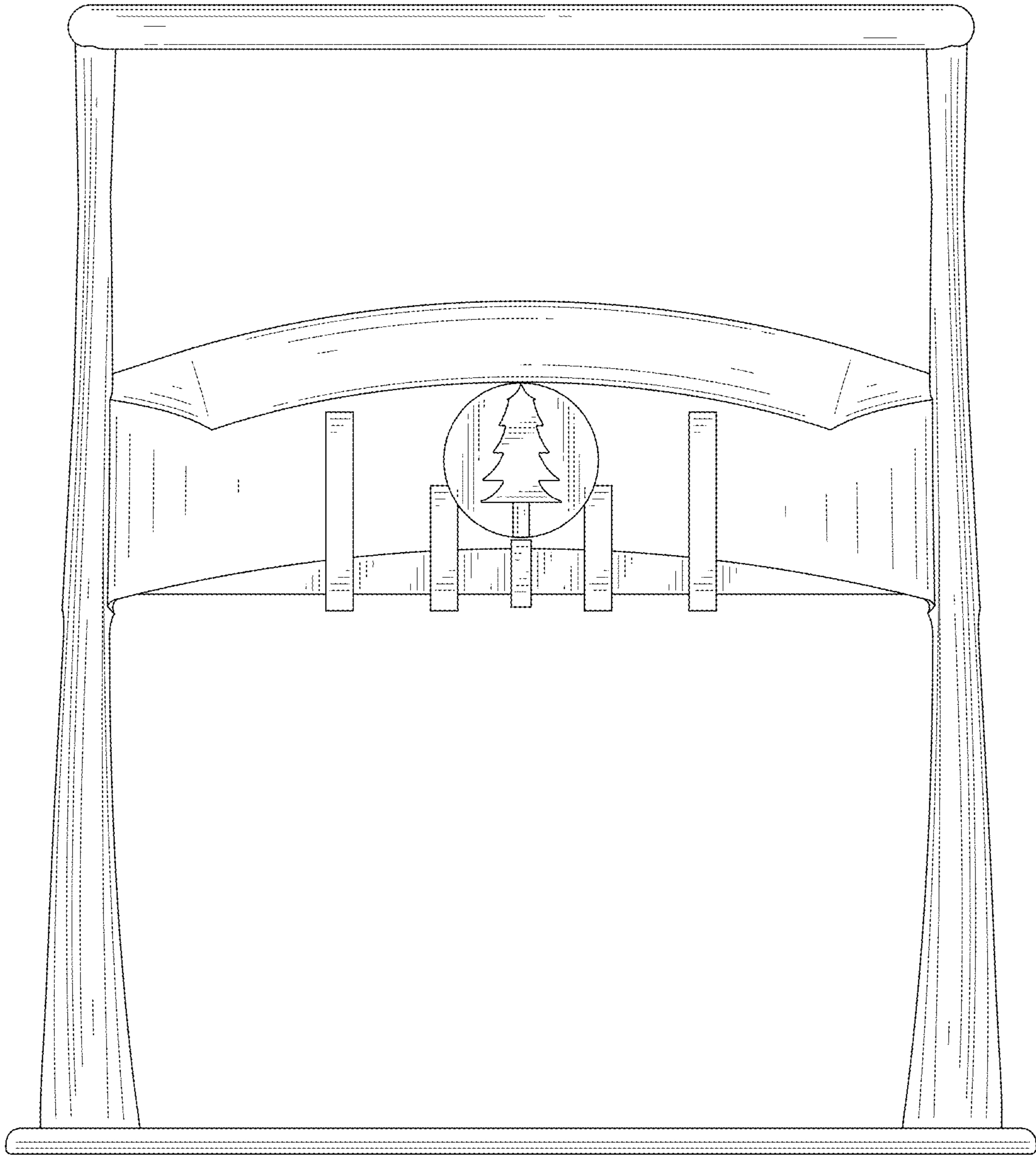


FIG. 3

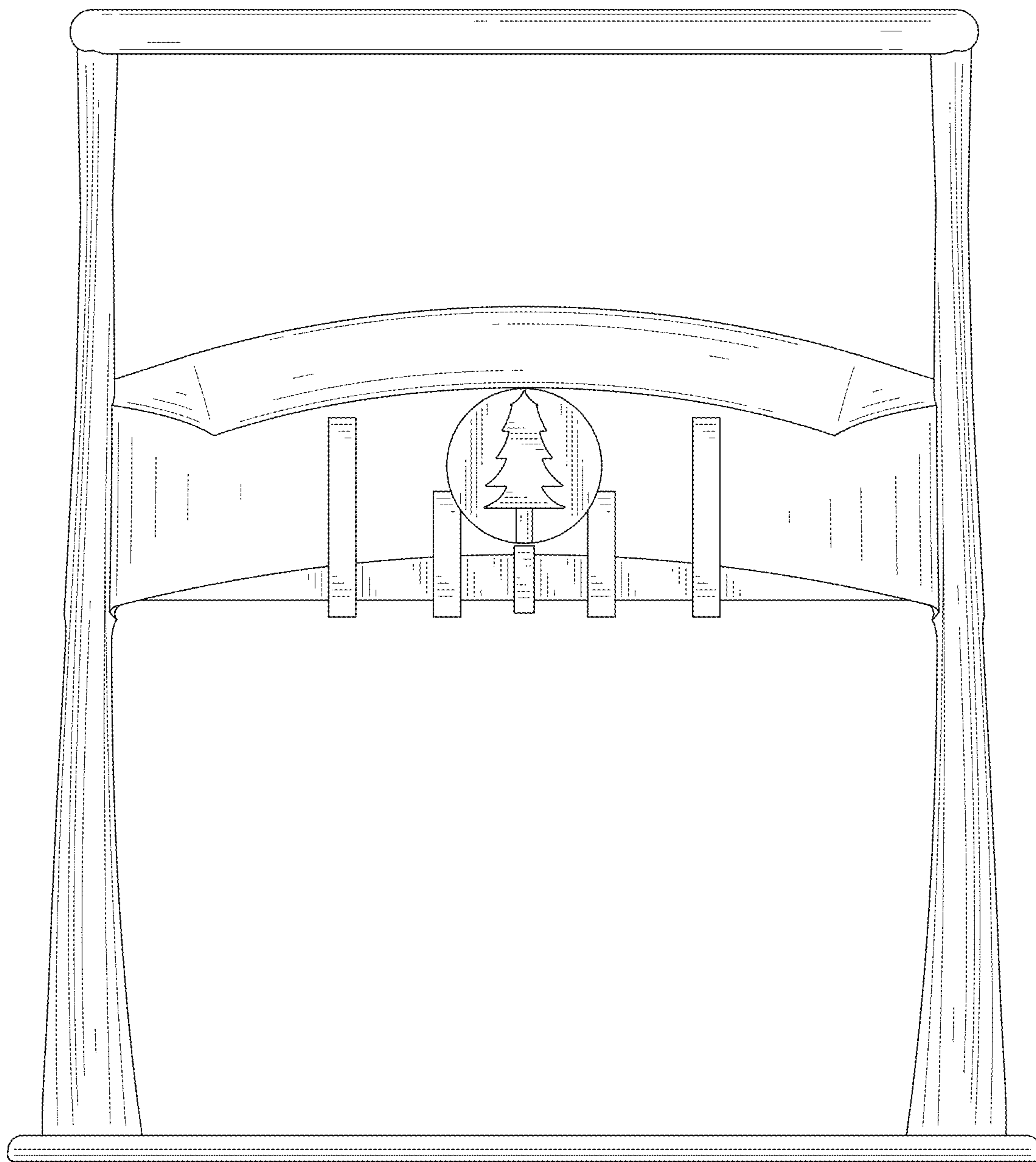


FIG. 4

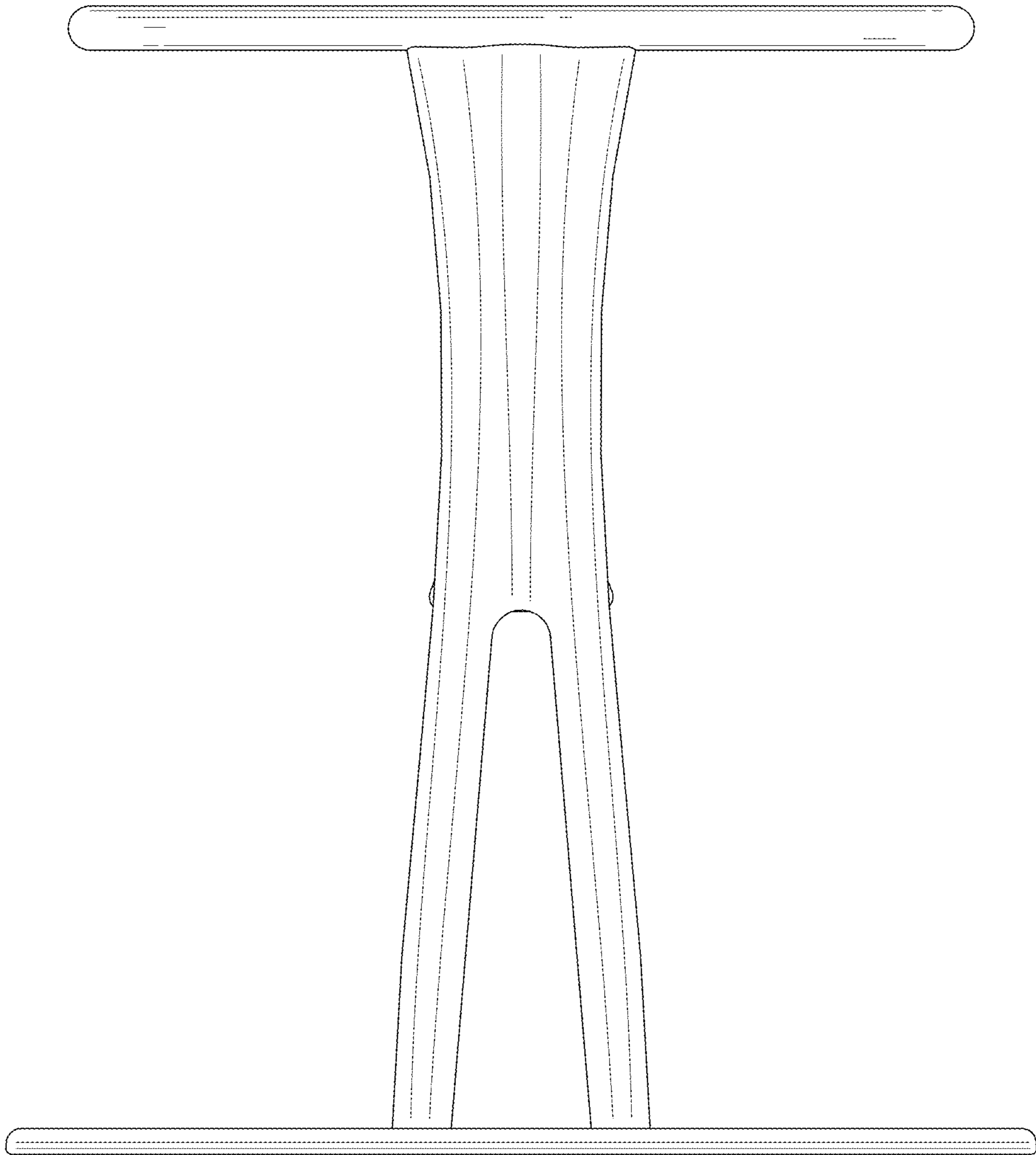


FIG. 5

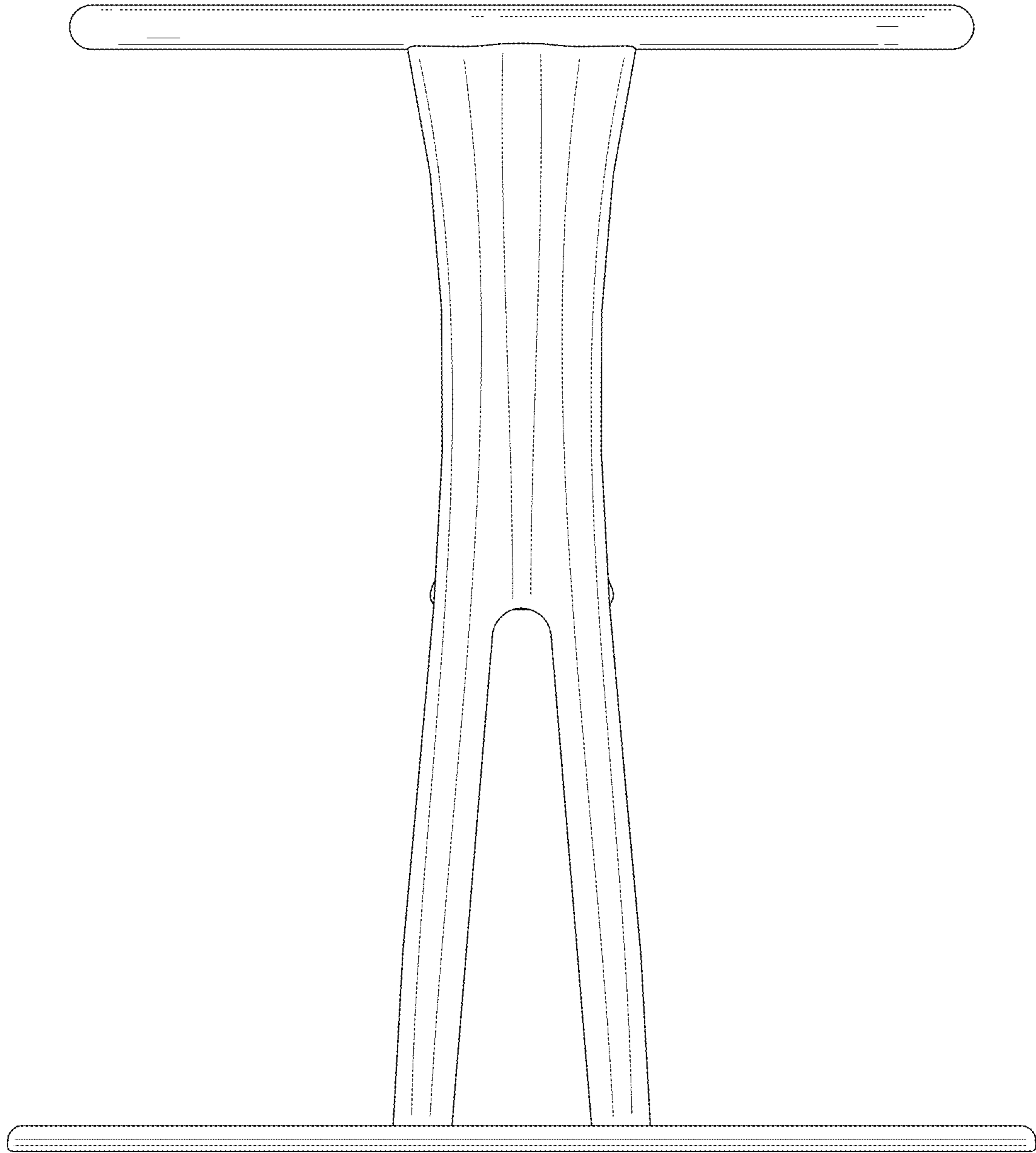


FIG. 6



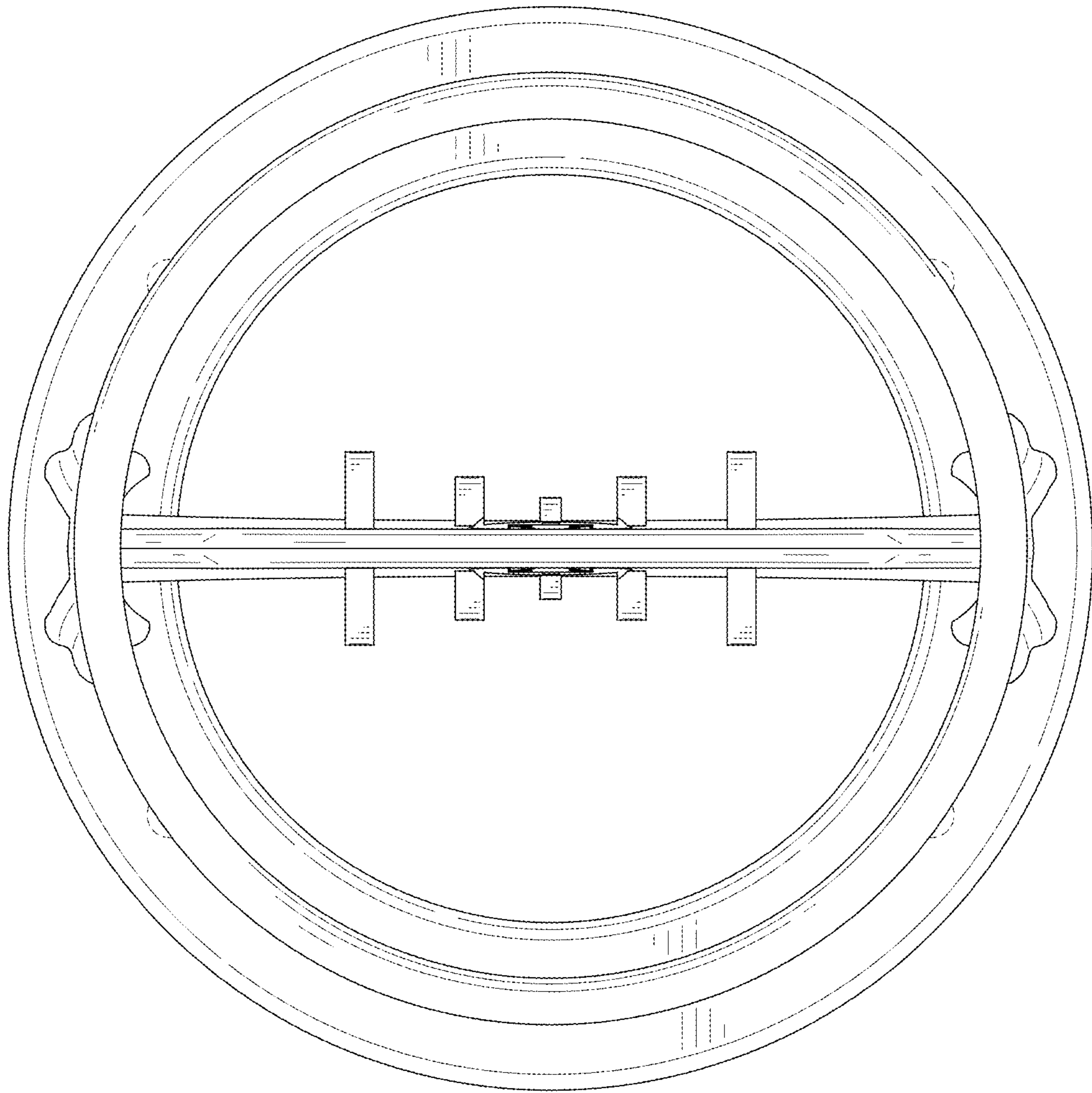


FIG. 7

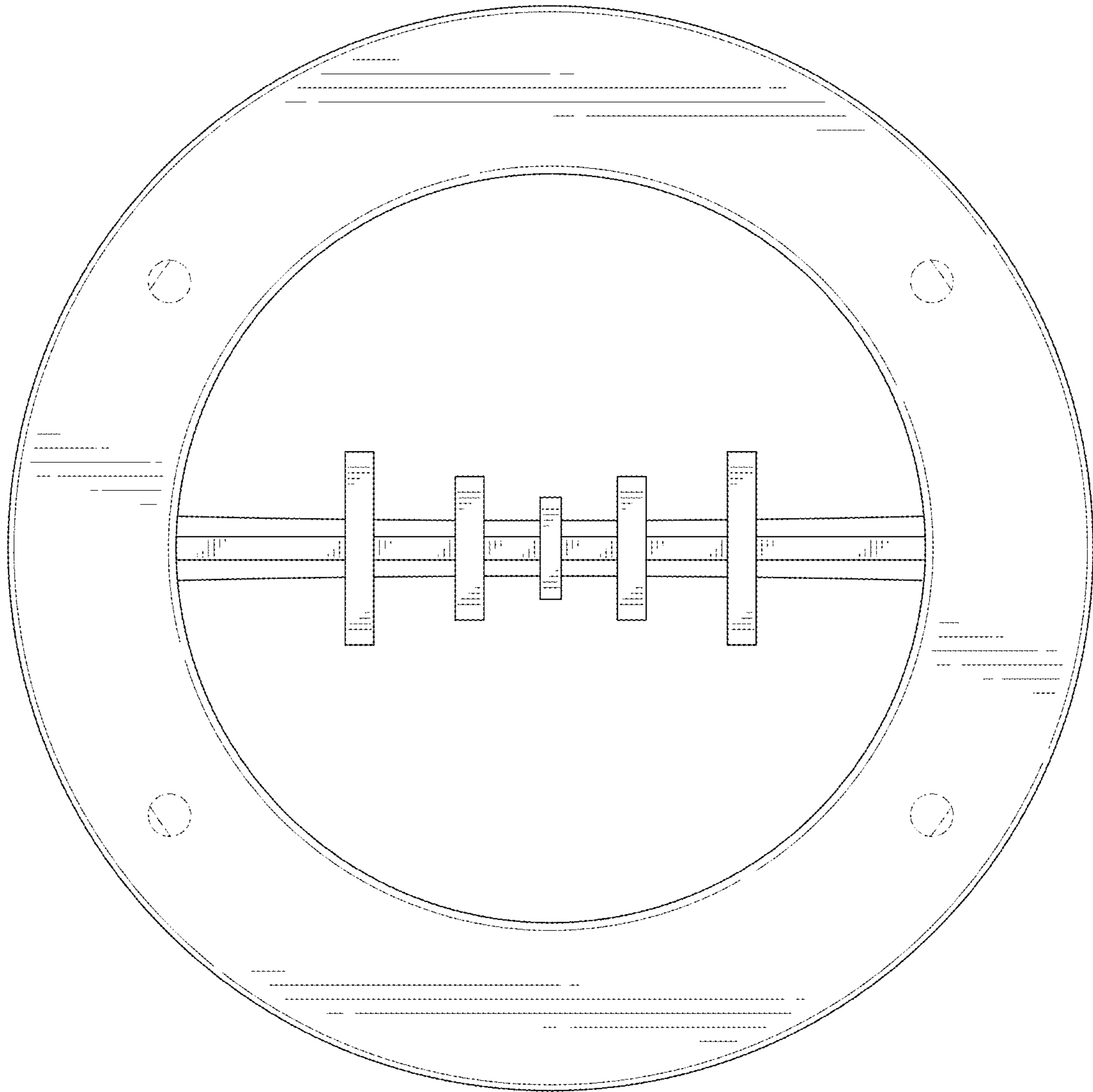


FIG. 8