



US00D924640S

(12) **United States Design Patent** (10) **Patent No.:** **US D924,640 S**  
**Kuo et al.** (45) **Date of Patent:** **\*\* Jul. 13, 2021**

(54) **STRAINER**  
(71) Applicant: **Botrista Technology, Inc.**, San Mateo, CA (US)  
(72) Inventors: **Wu-Chou Kuo**, Tainan (TW); **Hao-Che Hsu**, San Mateo, CA (US); **Yu-Min Lee**, New Taipei (TW)  
(73) Assignee: **BOTRISTA TECHNOLOGY, INC.**, San Mateo, CA (US)  
(\*\*) Term: **15 Years**  
(21) Appl. No.: **29/699,329**  
(22) Filed: **Jul. 24, 2019**  
(30) **Foreign Application Priority Data**

Jan. 31, 2019 (EM) ..... 006133161  
(51) **LOC (13) Cl.** ..... **07-04**  
(52) **U.S. Cl.**  
USPC ..... **D7/667**  
(58) **Field of Classification Search**  
USPC ..... D7/667, 354, 359, 360, 409  
CPC ..... A47J 43/286; A47J 43/24; A47J 43/28;  
A47J 43/22; A47J 43/00; A47J 43/284;  
A47J 36/20; A47J 36/22; A47J 36/08;  
A47J 19/00; A47J 19/005; A47J 37/1295;  
A47J 27/10; A47J 27/04  
See application file for complete search history.

(56) **References Cited**  
U.S. PATENT DOCUMENTS  
5,097,753 A \* 3/1992 Naft ..... A47J 27/04  
126/369  
D468,167 S \* 1/2003 Burton ..... D7/665  
D598,717 S \* 8/2009 Jalet ..... D7/667

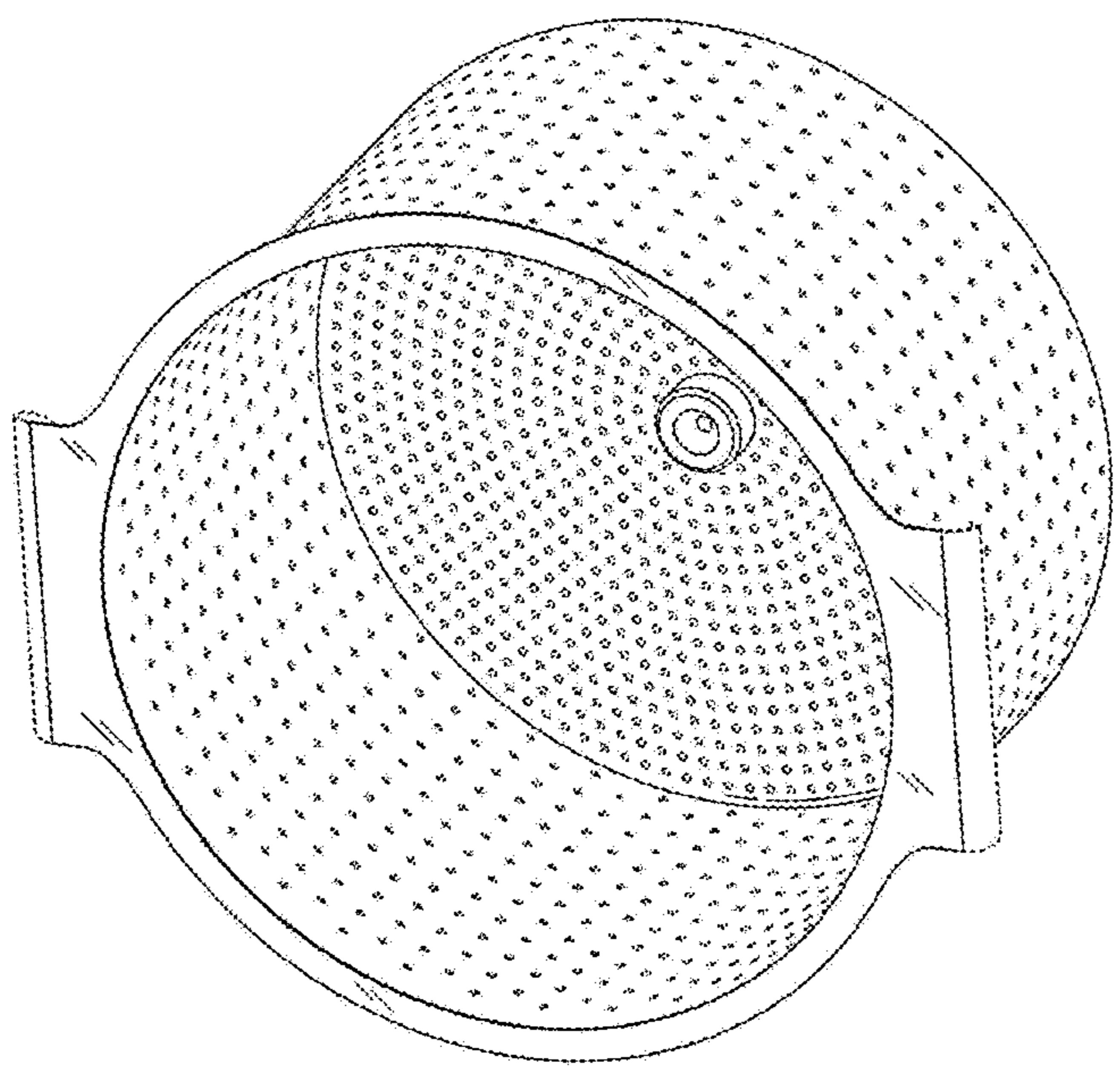
D752,399 S \* 3/2016 Walsh ..... D7/667  
D774,849 S \* 12/2016 Yap ..... D7/665  
D786,630 S \* 5/2017 Walsh ..... D7/667  
D816,435 S \* 5/2018 Chang ..... D7/667  
D819,914 S \* 6/2018 Mendoza ..... D34/1  
2005/0092762 A1\* 5/2005 Murat ..... A47J 27/08  
220/759  
2013/0074702 A1\* 3/2013 Difante ..... A47J 27/10  
99/403  
2013/0295254 A1\* 11/2013 Maruyama ..... A47J 37/1295  
426/438  
2013/0320008 A1\* 12/2013 Fu ..... B08B 3/06  
220/23.83  
2015/0075392 A1\* 3/2015 So ..... A47J 43/24  
99/495  
2015/0335201 A1\* 11/2015 Hobbs ..... A47J 37/1295  
99/408

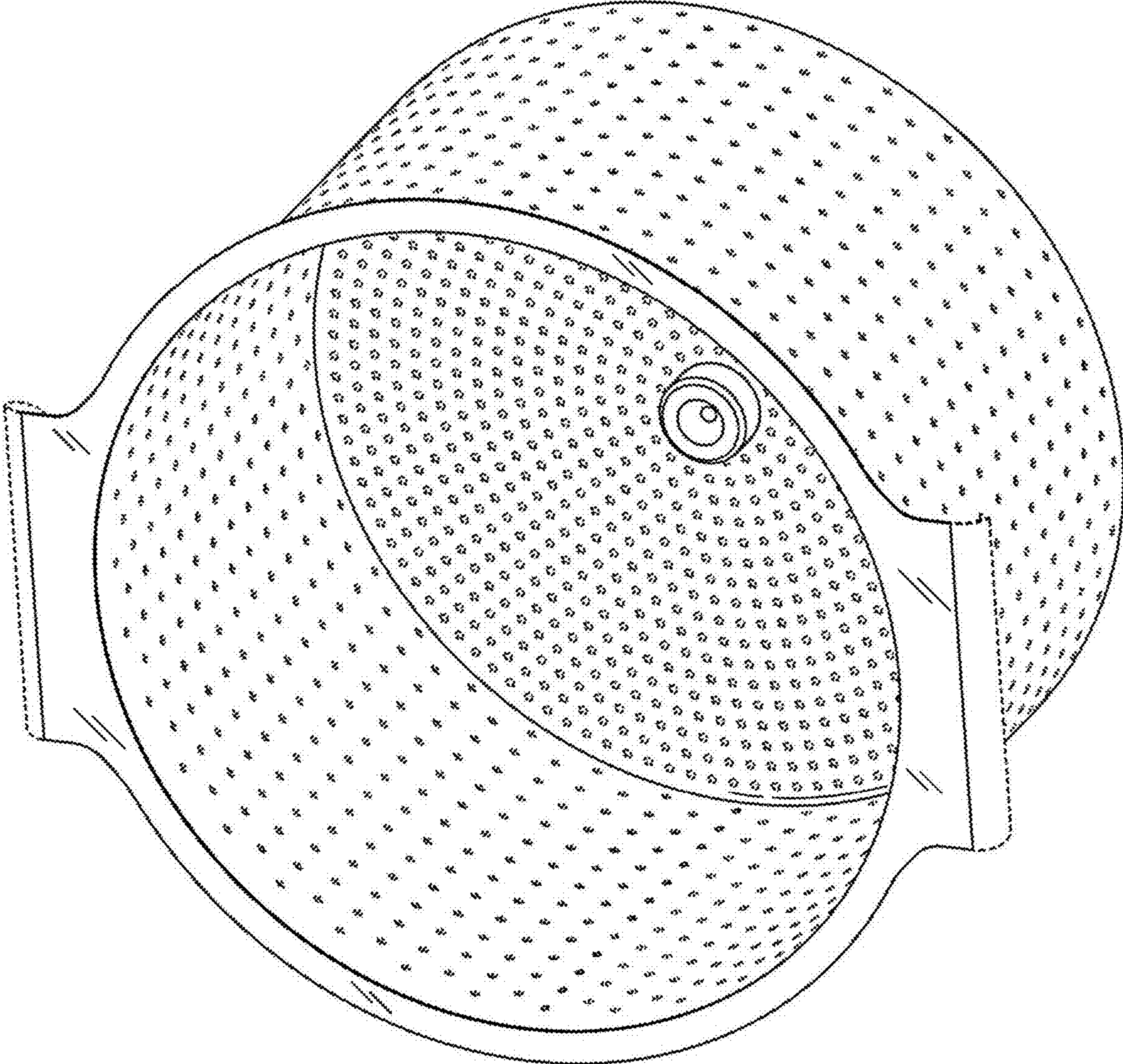
\* cited by examiner  
*Primary Examiner* — Terry A Wallace  
(74) *Attorney, Agent, or Firm* — Birch, Stewart, Kolasch & Birch, LLP

(57) **CLAIM**  
The ornamental design for a strainer, substantially as shown and described.

**DESCRIPTION**  
FIG. 1 is a top, front, right side perspective view of the strainer showing our new design.  
FIG. 2 is a front view thereof;  
FIG. 3 is a rear view thereof;  
FIG. 4 is a left side thereof;  
FIG. 5 is a right side view thereof;  
FIG. 6 is a top view thereof;  
FIG. 7 is a bottom thereof; and,  
FIG. 8 is a bottom, rear, left side perspective view thereof. Features shown in broken lines in the drawings form no part of the claimed design.

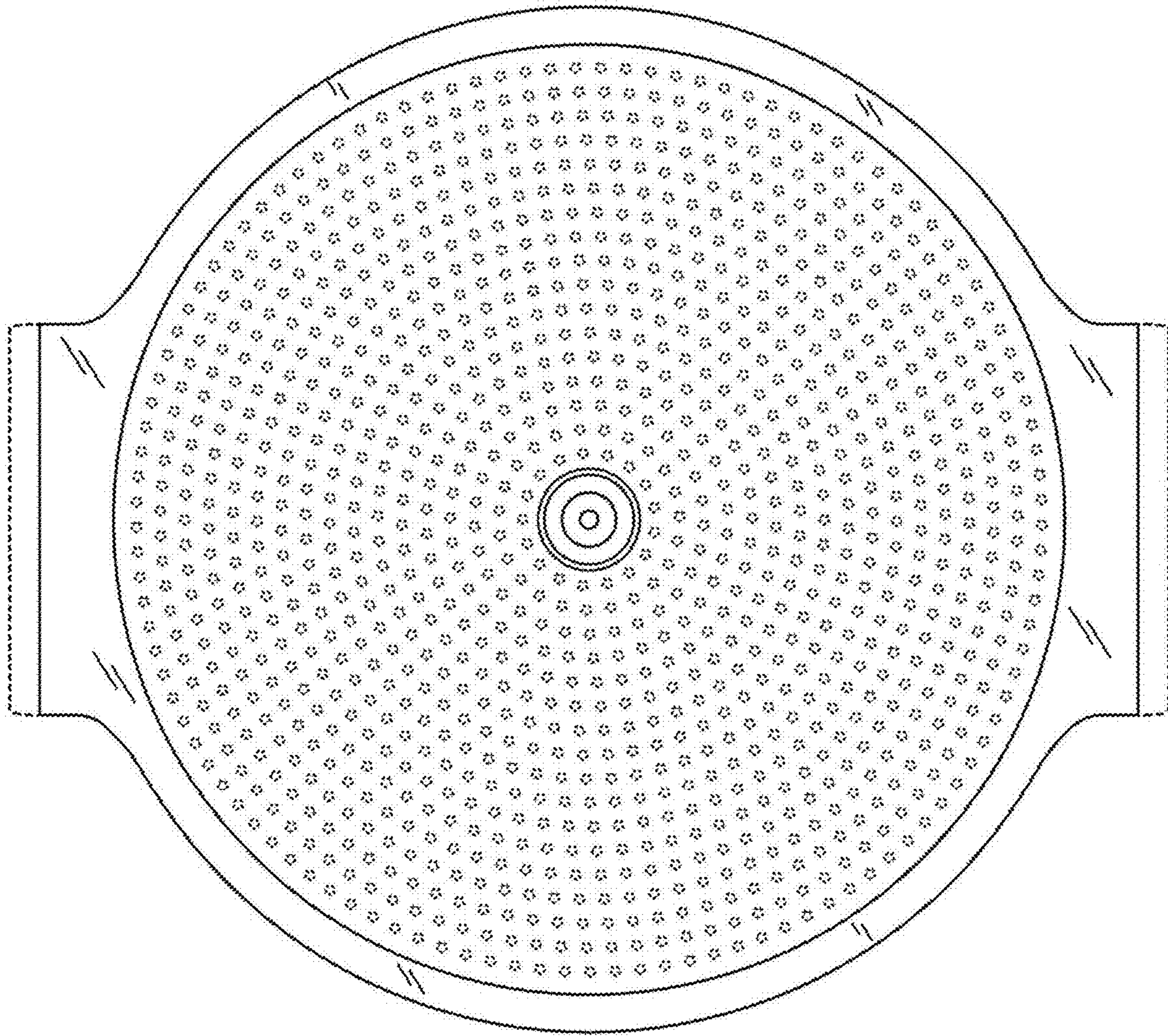
**1 Claim, 8 Drawing Sheets**



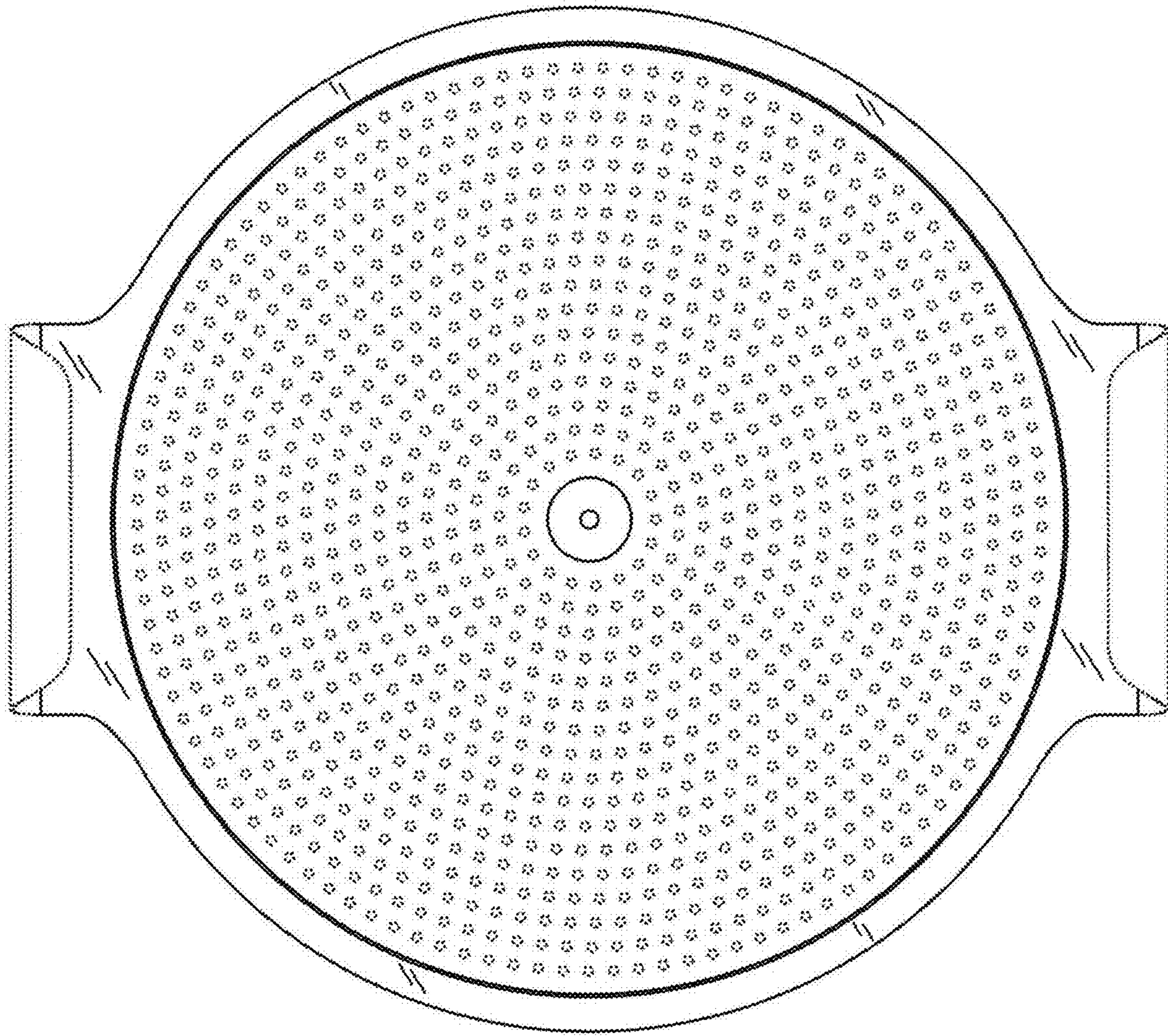


**FIG. 1**





**FIG. 2**



**FIG. 3**



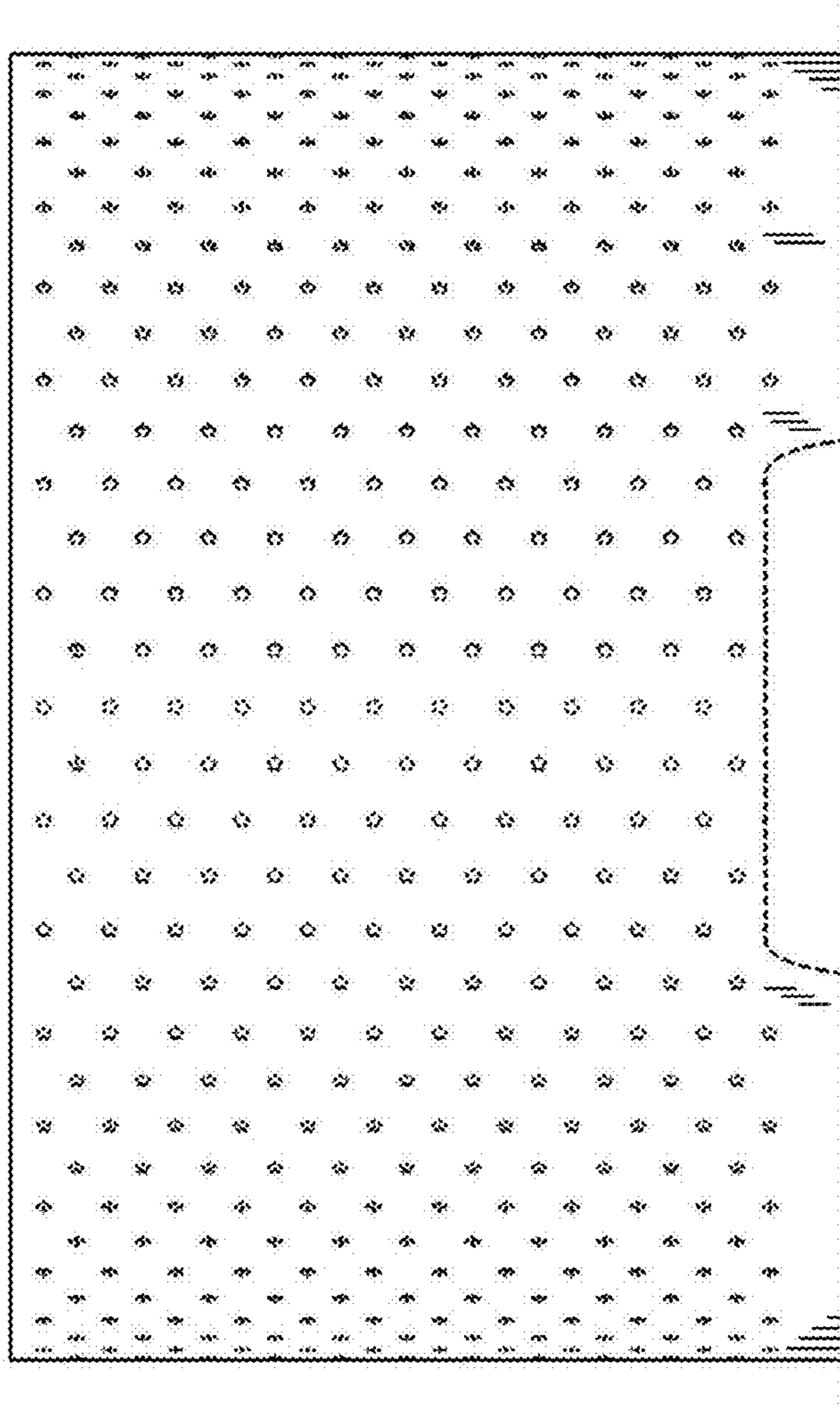
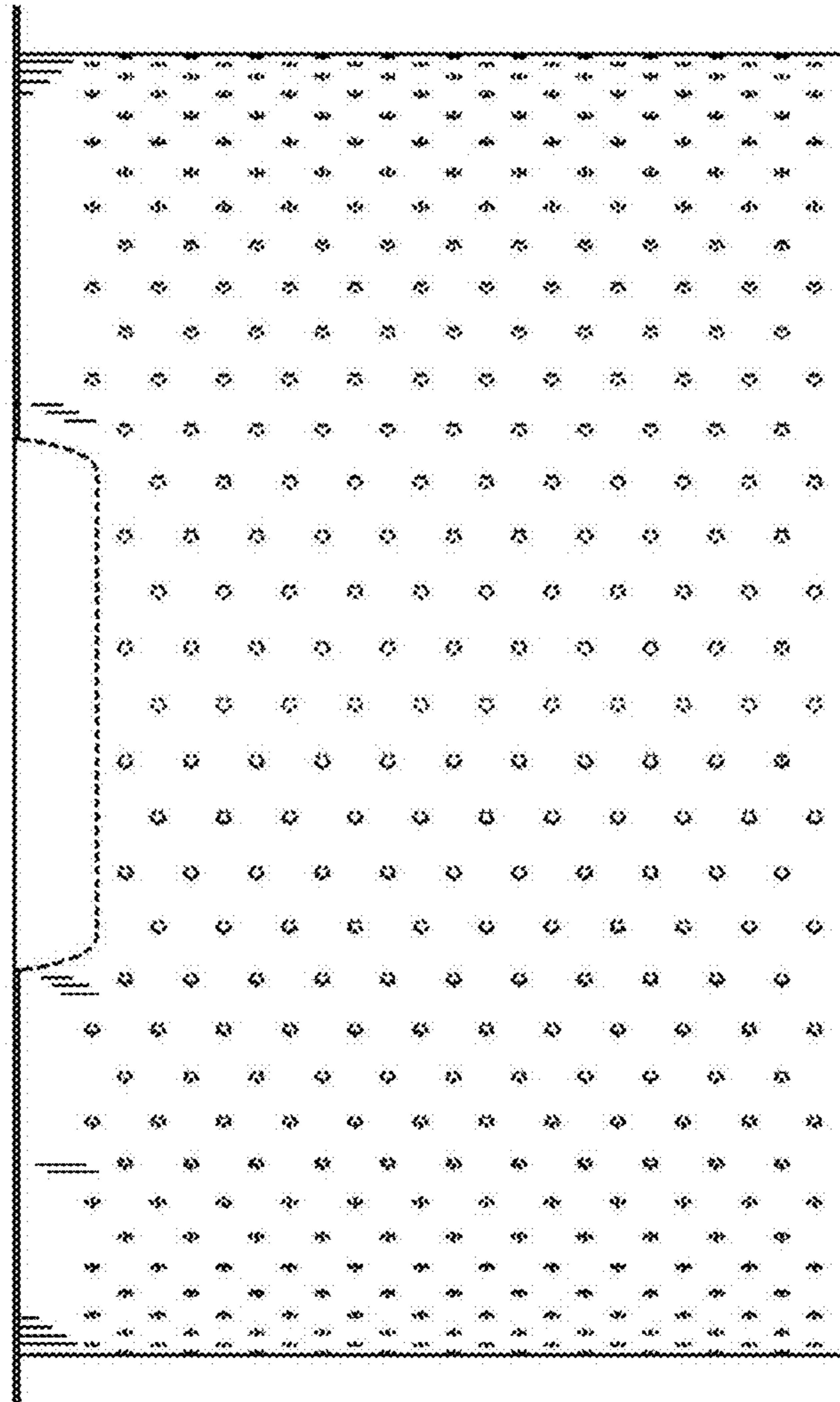


FIG. 4



**FIG. 5**





FIG. 6



**FIG. 7**



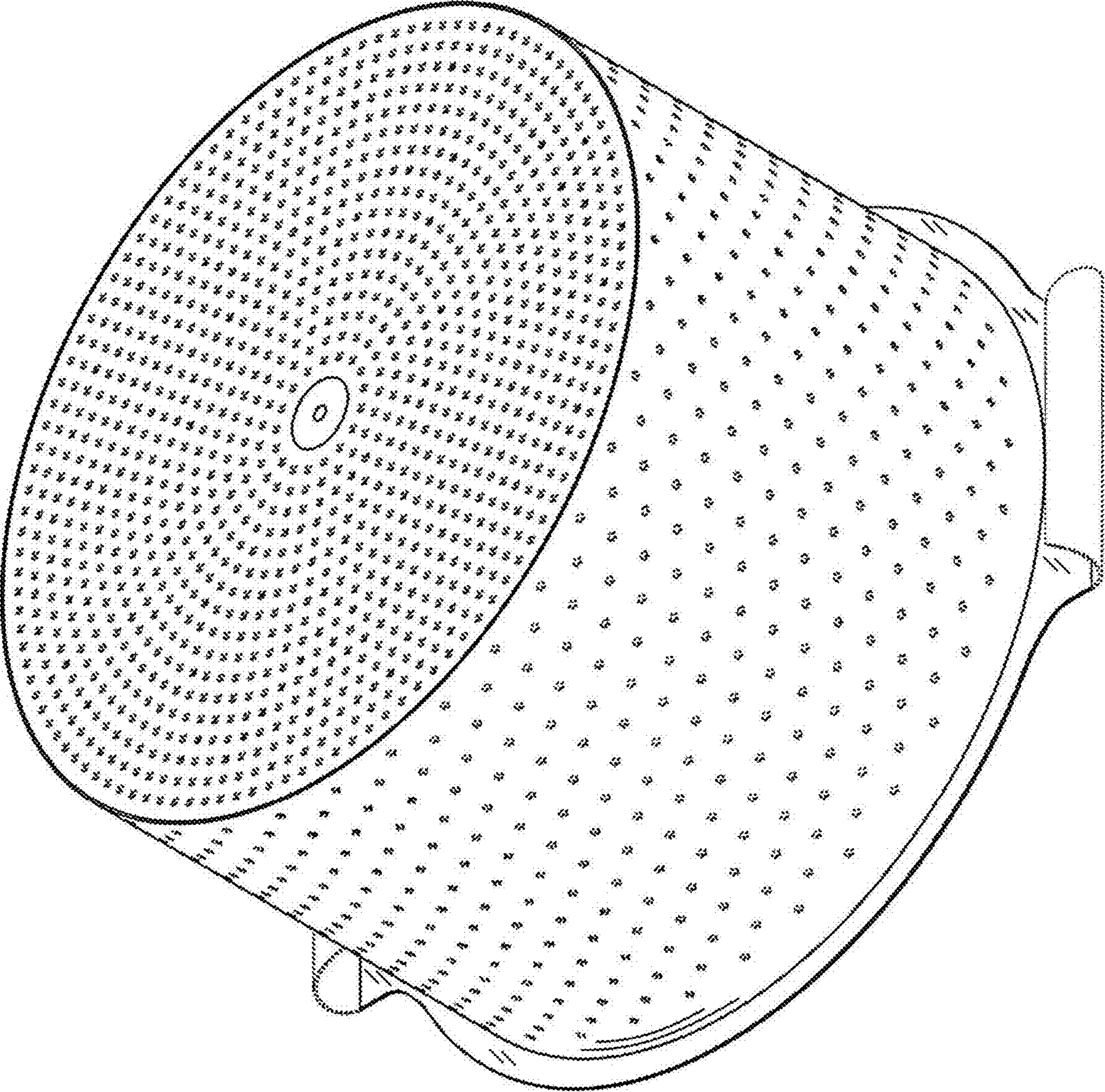


FIG. 8