



US00D924639S

(12) **United States Design Patent** (10) **Patent No.:** **US D924,639 S**
Dickman et al. (45) **Date of Patent:** **** Jul. 13, 2021**

(54) **KNIFE**

D649,841 S * 12/2011 Lo D7/649
D747,162 S * 1/2016 Furman D7/649
D770,849 S * 11/2016 de la Coussaye D7/401.2

(71) Applicant: **Benchmade Knife Co., Inc.**, Oregon
City, OR (US)

(Continued)

(72) Inventors: **Ryan Dickman**, Sandy, OR (US);
Brian Valdez, Milwaukie, OR (US);
Nate Radcliffe, Lake Oswego, OR
(US); **Vance Collver**, Gladstone, OR
(US); **Anthony Cuomo**, Tigard, OR
(US)

OTHER PUBLICATIONS

“Table Knife Set” available Feb. 25, 2021, [online], [site visited
Feb. 25, 2021], Retrieved from Internet, URL: <https://www.benchmade.com/table-knife-set.html> (Year: 2021).*

(Continued)

(73) Assignee: **Benchmade Knife Co., Inc.**, Oregon
City, OR (US)

Primary Examiner — Michael C Stout
Assistant Examiner — Katrina N Gonzalez

(74) *Attorney, Agent, or Firm* — Schwabe, Williamson &
Wyatt, P.C.

(**) Term: **15 Years**

(57) **CLAIM**

(21) Appl. No.: **29/721,205**

We claim the ornamental design for a knife, as shown and
described.

(22) Filed: **Jan. 17, 2020**

DESCRIPTION

(51) **LOC (13) Cl.** **07-03**

(52) **U.S. Cl.**
USPC **D7/649**

(58) **Field of Classification Search**
USPC D7/642, 643, 644, 649, 650–652, 664,
D7/669–671, 673, 693–696, 381, 387,
D7/393, 395, 213; D8/93, 97–100, 107,
D8/300, 321; D22/118; 30/163,
30/142–150, 161, 295, 315, 329,
30/340–348, 353–356

See application file for complete search history.

FIG. 1 is a perspective view of a knife, showing our new
design;
FIG. 2 is a right side view thereof;
FIG. 3 is a left side view thereof;
FIG. 4 is a top view thereof;
FIG. 5 is a bottom view thereof;
FIG. 6 is a front view thereof;
FIG. 7 is a back view thereof;
FIG. 8 is another right side view thereof, but shown with
different broken line subject matter;
FIG. 9 is another right side view thereof, but shown with
different broken line subject matter;
FIG. 10 is another right side view thereof, but shown with
different broken line subject matter; and,
FIG. 11 is another right side view thereof, but shown with
different broken line subject matter.

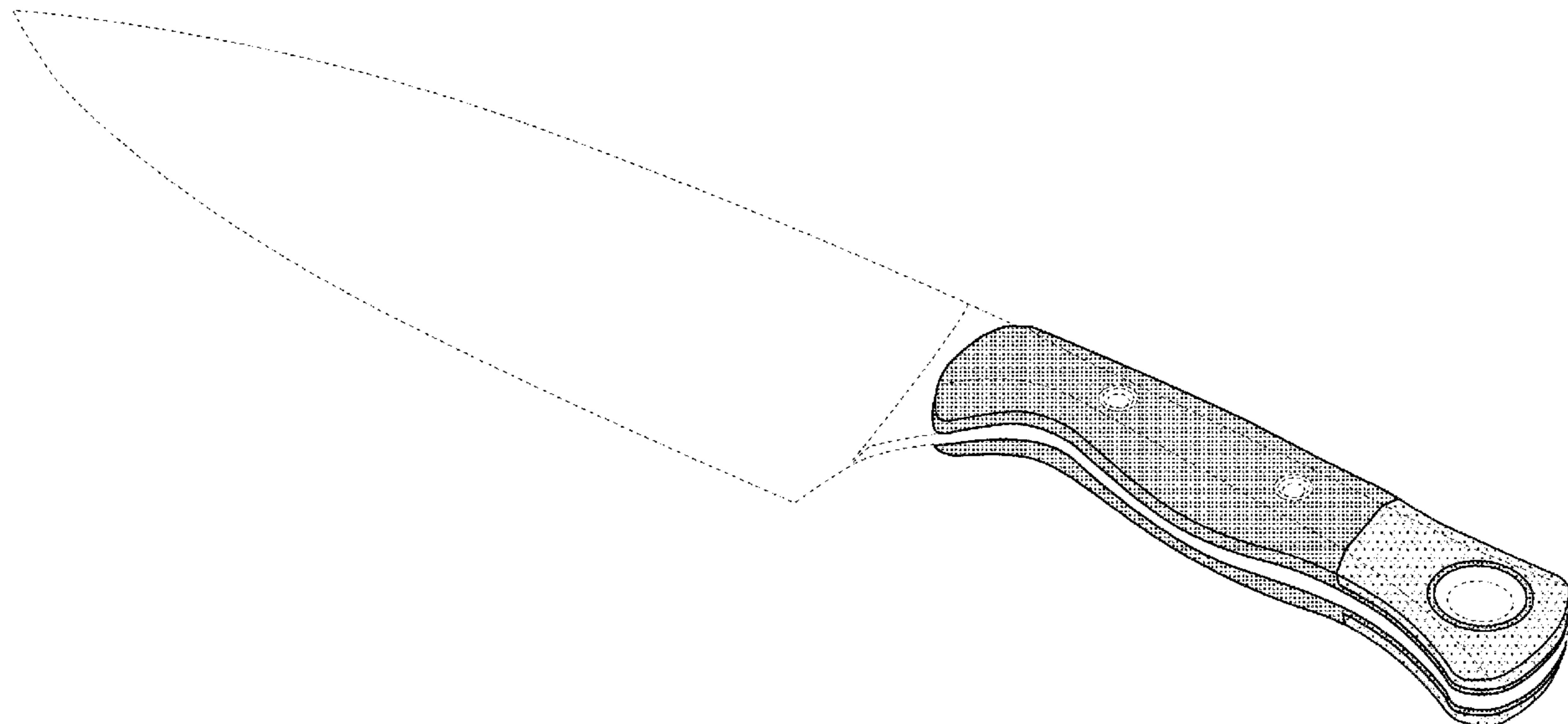
The broken lines illustrate portions of the knife that form no
part of the claimed design.

(56) **References Cited**

U.S. PATENT DOCUMENTS

D458,510 S * 6/2002 Haataja D7/395
6,625,890 B2 * 9/2003 Hufnagel B24D 15/08
30/344
D513,927 S * 1/2006 Chen D7/395
D539,616 S * 4/2007 Taylor D7/649
D649,840 S * 12/2011 Lo D7/649

1 Claim, 5 Drawing Sheets



(56)

References Cited

U.S. PATENT DOCUMENTS

D801,147 S * 10/2017 Sokka D8/97
D803,621 S * 11/2017 Cosignani D7/401.2
D807,696 S * 1/2018 Liu D7/401.2
D809,339 S * 2/2018 Lo D7/401.2
D815,897 S * 4/2018 Insler D7/401.2
D845,720 S * 4/2019 Furman D7/650

OTHER PUBLICATIONS

“Benchmade Launches Table Knives Fit for a Lodge _ GearJunkie” available Nov. 23, 20, [online], [site visited Feb. 25, 21], Retrieved from Internet, URL:<https://gearjunkie.com/benchmade-table-knife-set> (Year: 2020).*

“Benchmade Table Knife Set _ HiConsumption” available Nov. 4, 2020, [online], [site visited Feb. 25, 2021], Retrieved from Internet, URL: <https://hiconsumption.com/benchmade-table-knife-set/> (Year: 2020).*

“Meatcrafter_ Benchmade Blade Is Highly Functional Work of Art _ GearJunkie” available Jun. 23, 2020, [online], [site visited Feb. 25, 2021], Retrieved from Internet, URL: <https://gearjunkie.com/benchmade-meatcrafter-knife-review> (Year: 2020).*

* cited by examiner

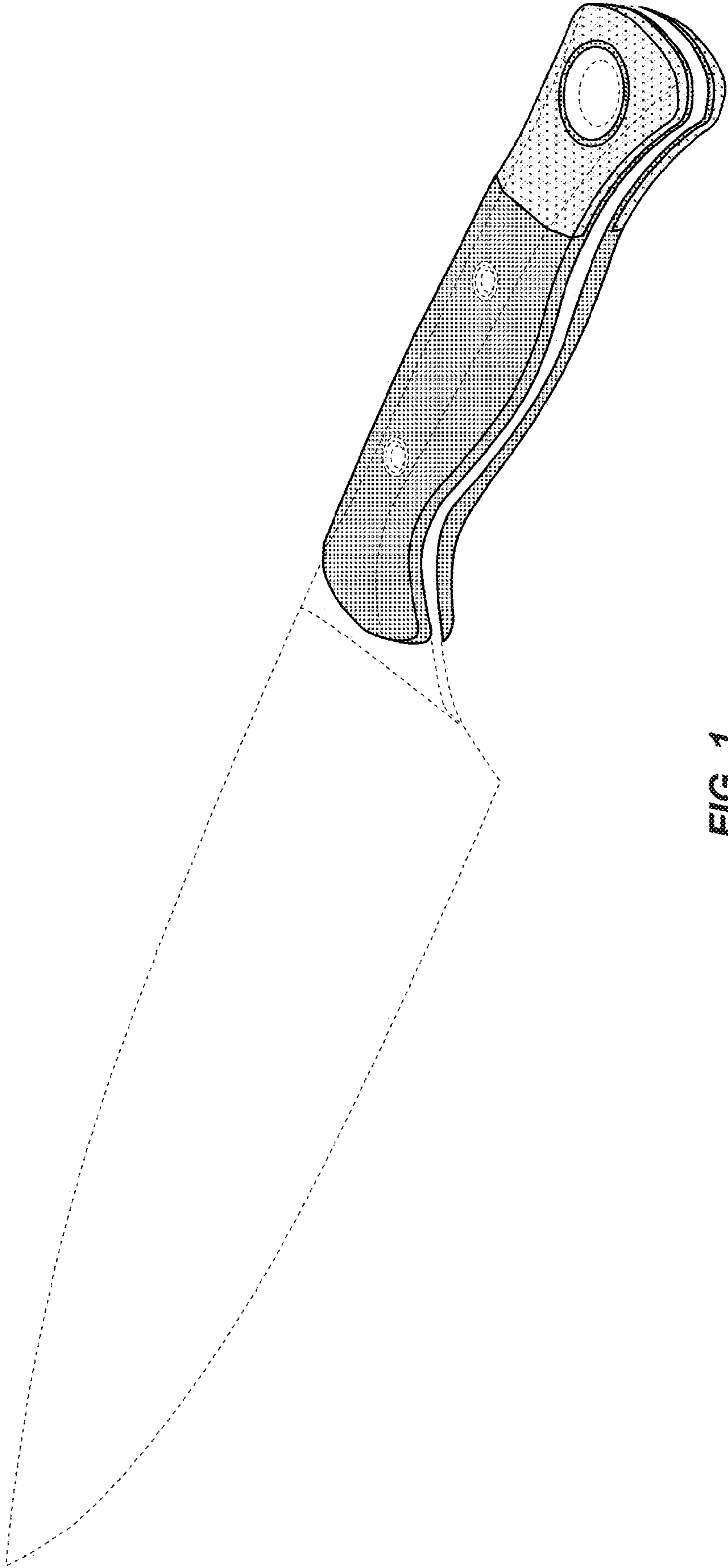


FIG. 1




FIG. 2




FIG. 3

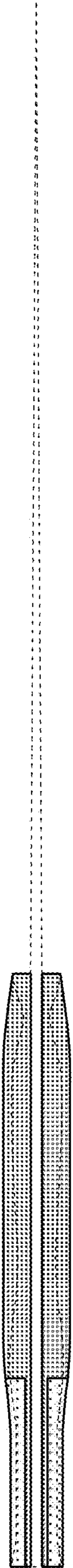


FIG. 4

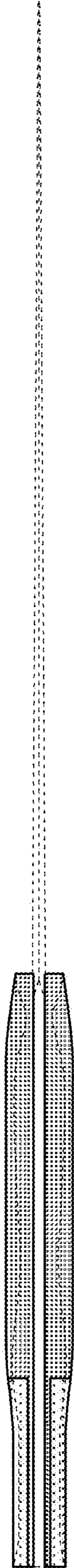


FIG. 5

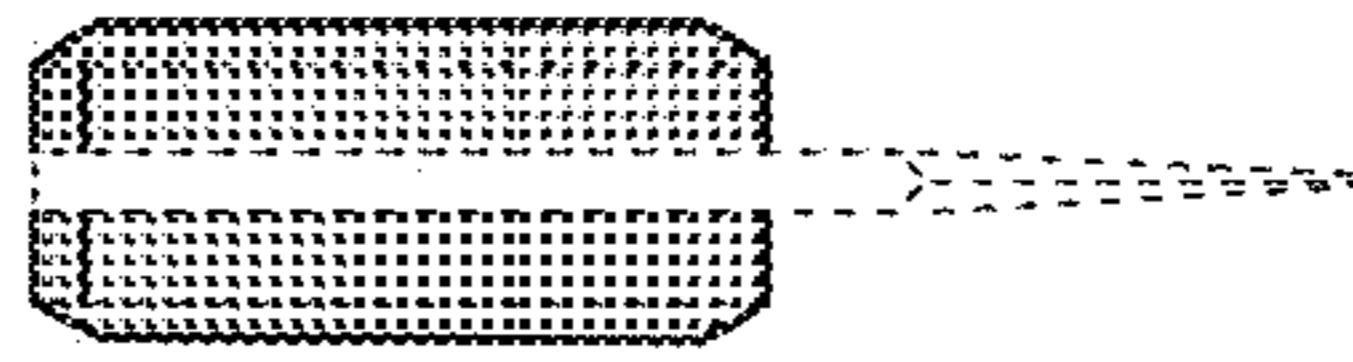


FIG. 6

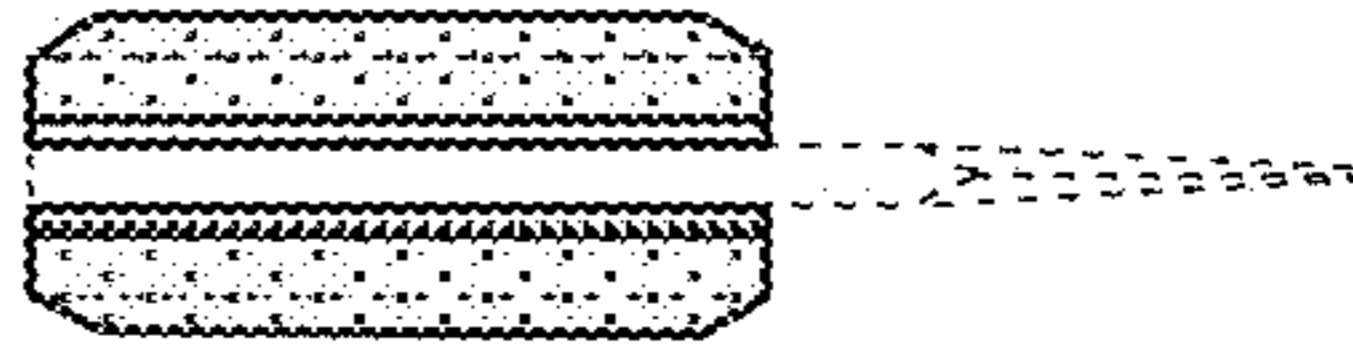


FIG. 7

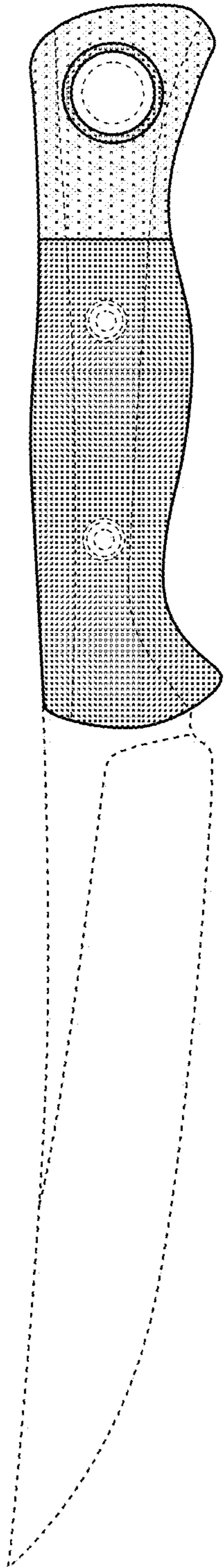


FIG. 8




FIG. 9

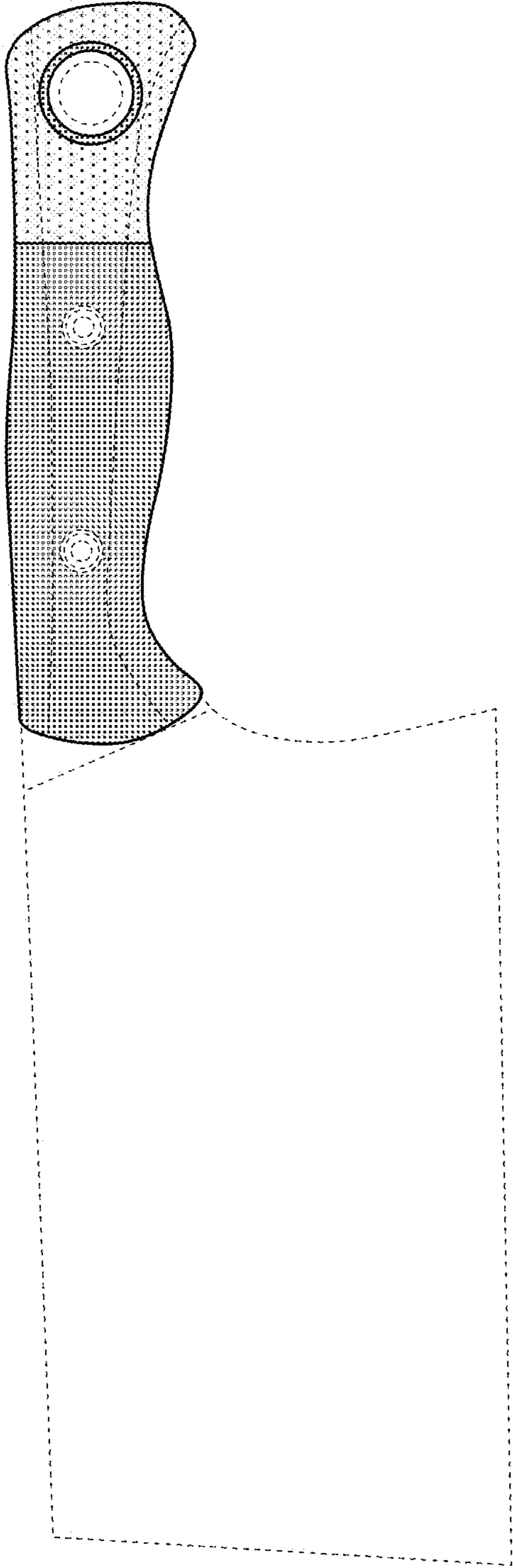


FIG. 10




FIG. 11