



US00D924637S

(12) **United States Design Patent** (10) **Patent No.:** **US D924,637 S**
Dickman et al. (45) **Date of Patent:** **** Jul. 13, 2021**

(54) **KNIFE**
(71) Applicant: **Benchmade Knife Co., Inc.**, Oregon
City, OR (US)

D826,635 S * 8/2018 Go D7/401.2
D831,420 S * 10/2018 Liu D7/401.2
D832,044 S * 10/2018 Gauss D7/401.2

(Continued)

(72) Inventors: **Ryan Dickman**, Sandy, OR (US);
Brian Valdez, Milwaukie, OR (US);
Nate Radcliffe, Lake Oswego, OR
(US); **Vance Collver**, Gladstone, OR
(US); **Anthony Cuomo**, Tigard, OR
(US)

OTHER PUBLICATIONS

“Table Knife Set” available Feb. 25, 2021, [online], [site visited
Feb. 25, 2021]. Retrieved from Internet, URL: <https://www.benchmade.com/table-knife-set.html> (Year: 2021).*

(Continued)

(73) Assignee: **Benchmade Knife Co., Inc.**, Oregon
City, OR (US)

Primary Examiner — Michael C Stout
Assistant Examiner — Katrina N Gonzalez

(**) Term: **15 Years**

(74) *Attorney, Agent, or Firm* — Schwabe, Williamson &
Wyatt, P.C.

(21) Appl. No.: **29/721,197**

(57) **CLAIM**

(22) Filed: **Jan. 17, 2020**

We claim the ornamental design for a knife, as shown and
described.

(51) **LOC (13) Cl.** **07-03**

(52) **U.S. Cl.**
USPC **D7/649**

DESCRIPTION

(58) **Field of Classification Search**
USPC D7/642, 643, 644, 649, 650–652, 664,
D7/669–671, 673, 693–696, 381, 387,
D7/393, 395, 213; D8/93, 97–100, 107,
D8/300, 321; D22/118; 30/163,
30/142–150, 161, 295, 315, 329,
30/340–348, 353–356

FIG. 1 is a perspective view of a knife, showing our new
design;
FIG. 2 is a right side view thereof;
FIG. 3 is a left side view thereof;
FIG. 4 is a top view thereof;
FIG. 5 is a back view thereof;
FIG. 6 is another right side view thereof, but shown with
different broken line subject matter;
FIG. 7 is another right side view thereof, but shown with
different broken line subject matter;
FIG. 8 is another right side view thereof, but shown with
different broken line subject matter; and,
FIG. 9 is another right side view thereof, but shown with
different broken line subject matter.
The broken lines illustrate portions of the knife that form no
part of the claimed design.

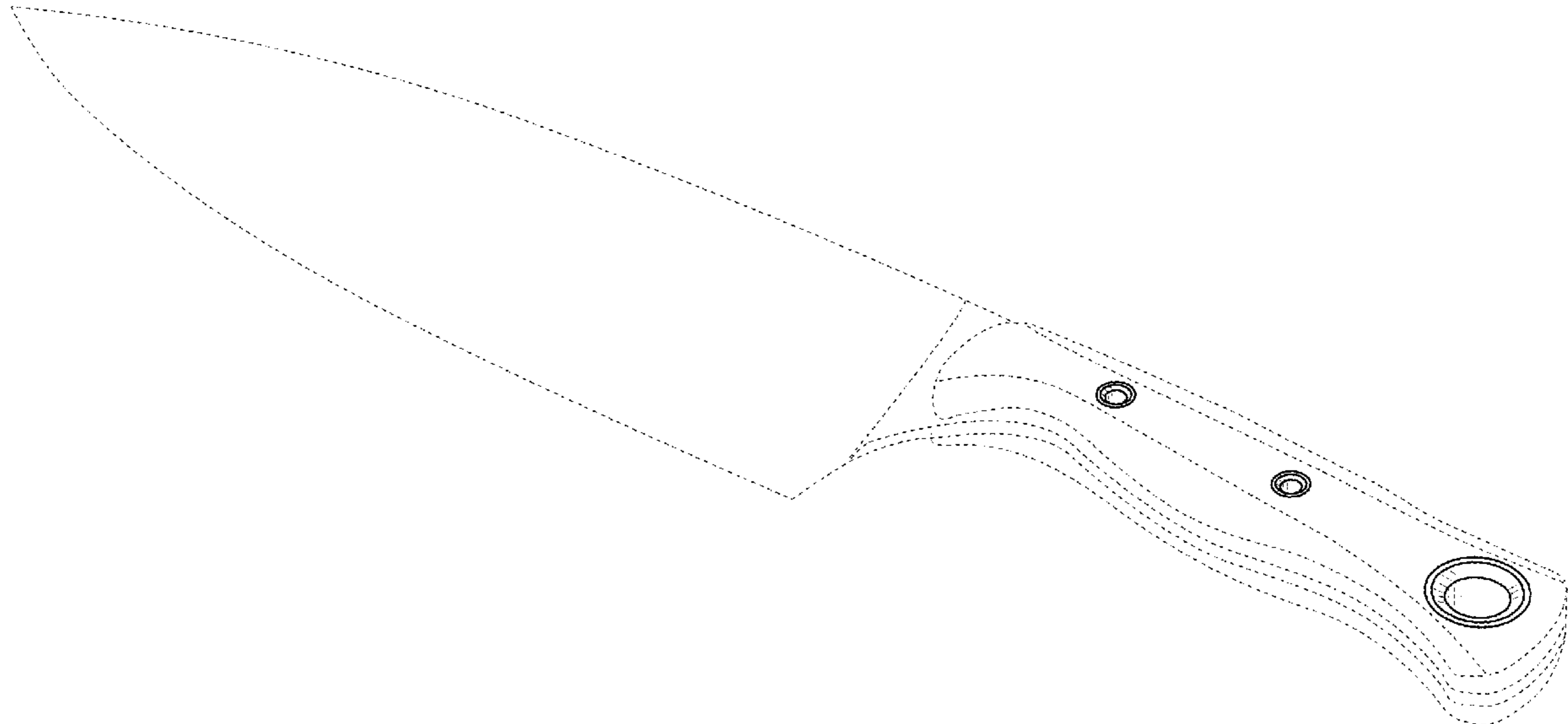
See application file for complete search history.

(56) **References Cited**

U.S. PATENT DOCUMENTS

D300,601 S * 4/1989 Himbert D7/649
D397,190 S * 8/1998 Balolia D22/118
D452,806 S * 1/2002 King D8/316
D467,783 S * 12/2002 Onion D8/107
D479,114 S * 9/2003 Onion D8/99
D619,763 S * 7/2010 Coresh D28/48
D633,772 S * 3/2011 Behler D8/99

1 Claim, 5 Drawing Sheets



(56)

References Cited

U.S. PATENT DOCUMENTS

D847,562 S * 5/2019 Wang D7/395
D882,352 S * 4/2020 Steenwyk D7/650

OTHER PUBLICATIONS

“Benchmade Launches Table Knives Fit for a Lodge _ GearJunkie” available Nov. 23, 2020, [online], [site visited Feb. 25, 2021]. Retrieved from Internet, URL: <https://gearjunkie.com/benchmade-table-knife-set> (Year: 2020).*

“Benchmade Table Knife Set _ HiConsumption” available Nov. 4, 2020, [online], [site visited Feb. 25, 2021]. Retrieved from Internet, URL: <https://hiconsumption.com/benchmade-table-knife-set/> (Year: 2020).*

“Meatcrafter_ Benchmade Blade Is Highly Functional Work of Art _ GearJunkie” available Jun. 23, 2020, [online], [site visited Feb. 25, 2021]. Retrieved from Internet, URL: <https://gearjunkie.com/benchmade-meatcrafter-knife-review> (Year: 2020).*

* cited by examiner

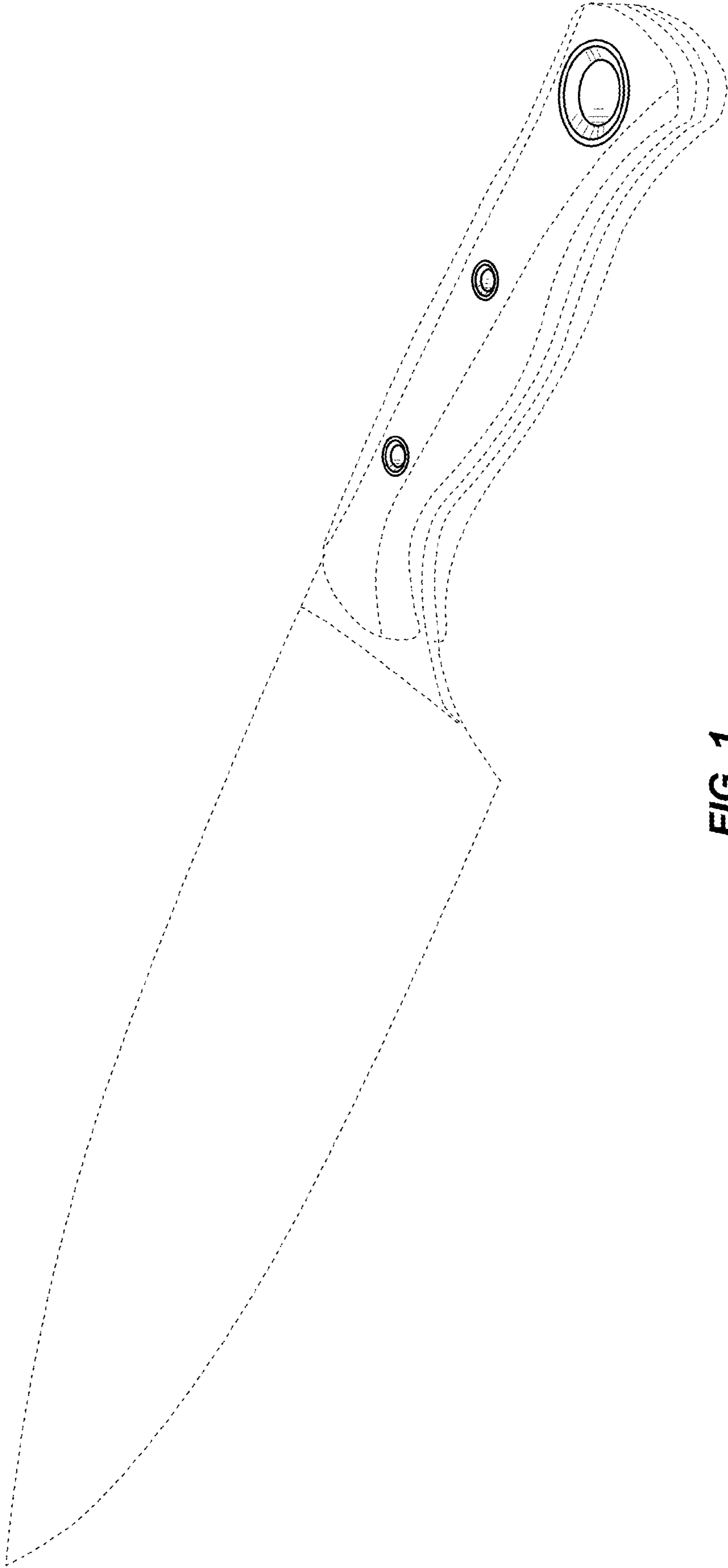


FIG. 1




FIG. 2




FIG. 3

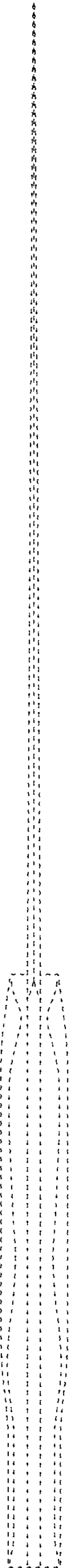


FIG. 4

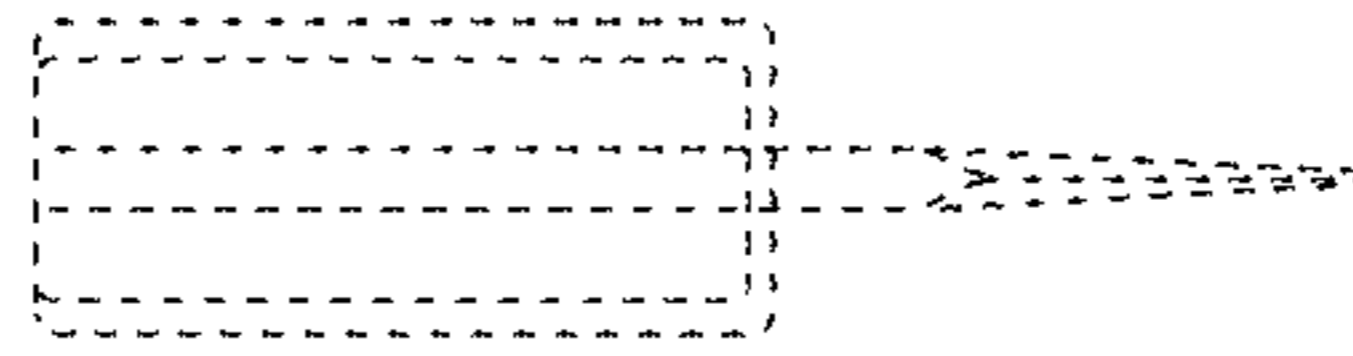


FIG. 5

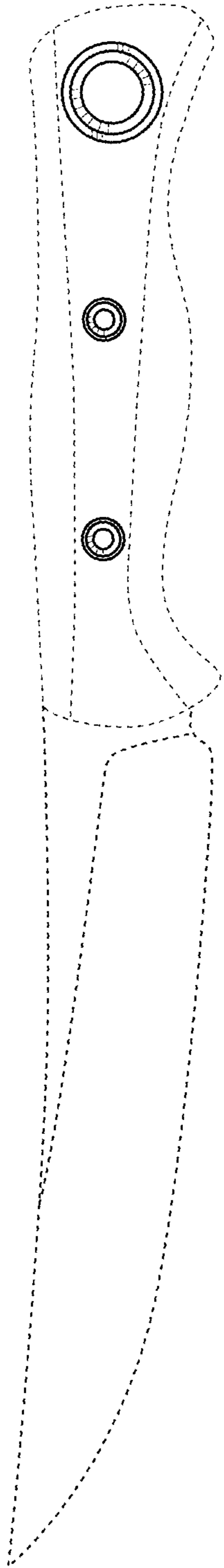


FIG. 6




FIG. 7

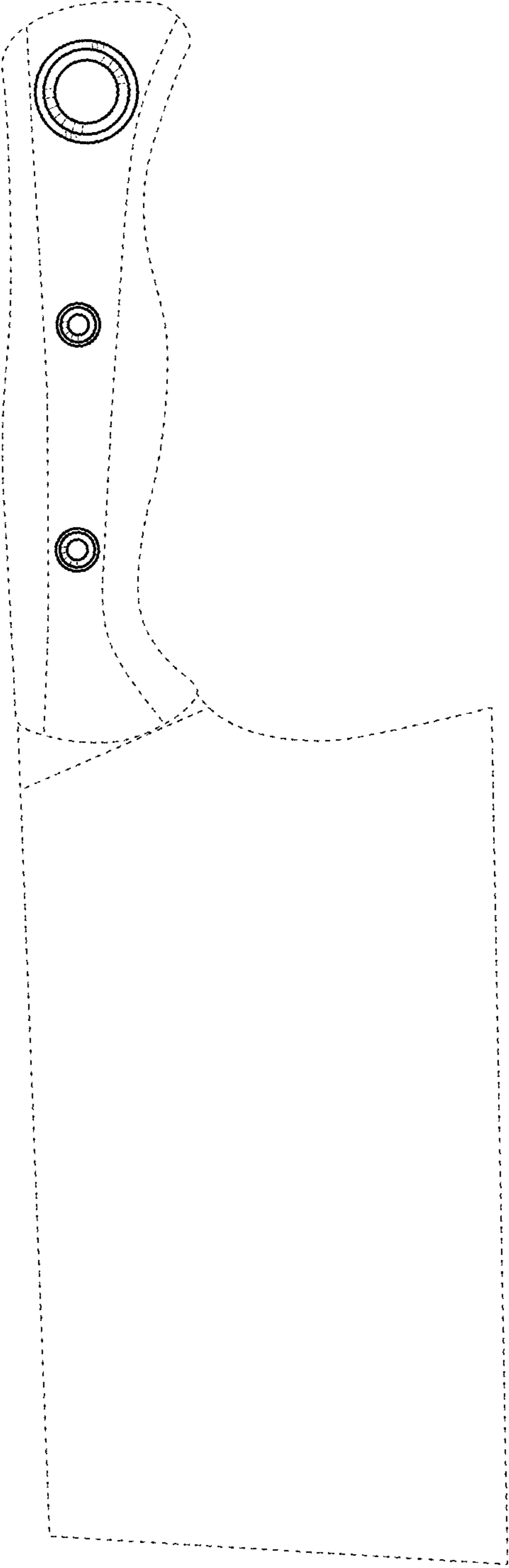


FIG. 8

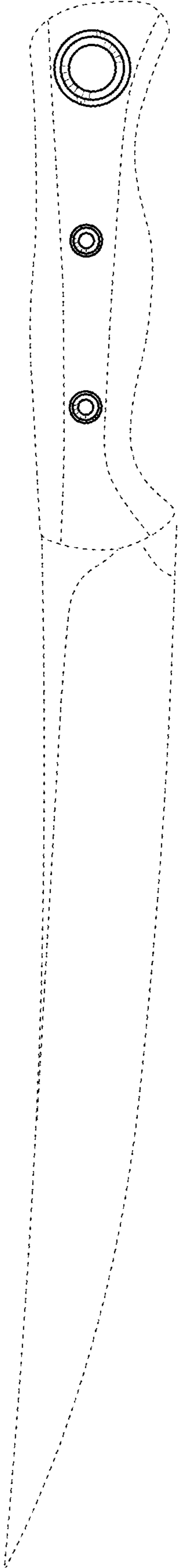


FIG. 9