



US00D924608S

(12) **United States Design Patent** (10) **Patent No.:** **US D924,608 S**
Robins (45) **Date of Patent:** **** Jul. 13, 2021**

(54) **PORTABLE STORAGE UNIT**
(71) Applicant: **Bruce Robins**, Philadelphia, PA (US)
(72) Inventor: **Bruce Robins**, Philadelphia, PA (US)
(73) Assignee: **HASKELL OFFICE**, Bala Cynwyd, PA (US)
(**) Term: **15 Years**
(21) Appl. No.: **29/718,786**
(22) Filed: **Dec. 28, 2019**
(51) **LOC (13) Cl.** **06-06**
(52) **U.S. Cl.**
USPC **D6/678.1**
(58) **Field of Classification Search**
USPC D34/12, 14, 17, 21; D6/657, 672, 675,
D6/675.1, 678, 678.1, 682
CPC B62B 1/00; B62B 3/00; B62B 3/02; B62B
3/005; B62B 3/16; B62B 5/04; B62B
5/0438
See application file for complete search history.

(56) **References Cited**

U.S. PATENT DOCUMENTS

D181,281 S * 10/1957 Frick D34/19
D181,282 S * 10/1957 Frick D34/19
D188,845 S * 9/1960 Willey D24/234
D202,458 S 9/1965 Cain
D208,536 S 9/1967 Clark
D209,404 S 11/1967 Pearlman
3,394,666 A 7/1968 Pearlman
D214,163 S 5/1969 Smith
D239,490 S 4/1976 Pellegrini
D244,924 S * 7/1977 Scheibner D34/21
D271,733 S 12/1983 Daventry
D344,419 S * 2/1994 Stoddard D34/21
D361,419 S * 8/1995 Snell D34/17
D364,258 S * 11/1995 Whittington D34/21

D366,744 S 1/1996 Bailey
D386,870 S * 11/1997 Halvorson, Jr. D34/21
D390,381 S 2/1998 Dormon et al.
D404,872 S * 1/1999 Tucker D34/19
D409,019 S 5/1999 Crinion
D409,732 S 5/1999 Maddux et al.
D423,254 S 4/2000 Alcalá et al.
D426,728 S * 6/2000 Lara D6/678.1
D427,458 S * 7/2000 McColskey D6/675.1
D441,513 S 5/2001 Mullen et al.
D447,567 S 9/2001 Murphy et al.
D450,903 S 11/2001 Wacker et al.
D461,067 S 8/2002 Frank et al.
D467,754 S 12/2002 Chen
D485,037 S * 1/2004 Presnell D34/17
D500,575 S 1/2005 Lucas
D501,285 S 1/2005 Long, Jr.
D523,607 S 6/2006 Huguet
D538,061 S 3/2007 Daniel
D546,017 S 7/2007 Wise
D551,465 S 9/2007 Daniel

(Continued)

Primary Examiner — Kelly A Donnelly
(74) *Attorney, Agent, or Firm* — Robert F. Zielinski


(57) **CLAIM**

I claim the ornamental design for a portable storage unit, as shown and described.

DESCRIPTION

FIG. 1 is a perspective view of the portable storage unit of the present invention.
FIG. 2 is a front view thereof;
FIG. 3 is a rear view thereof;
FIG. 4 is a right-side view thereof;
FIG. 5 is a left-side view thereof;
FIG. 6 is a top view thereof; and,
FIG. 7 is a bottom view thereof.
The broken lines showing portions of the design form no part of the claimed invention.

1 Claim, 7 Drawing Sheets



(56)

References Cited

U.S. PATENT DOCUMENTS

D557,870	S	12/2007	MacMillan	
D561,492	S *	2/2008	Mehmen	D6/678.1
D585,621	S	1/2009	Taillon	
D588,322	S	3/2009	Tilk et al.	
D593,341	S	6/2009	Sackman	
D618,418	S	6/2010	Catron et al.	
D618,419	S	6/2010	Catron et al.	
D622,518	S	8/2010	Jordan	
D636,962	S	4/2011	Freimuth	
D664,731	S	7/2012	Martin et al.	
D665,597	S	8/2012	Dufoure et al.	
D672,577	S *	12/2012	Blet	D6/675.1
D710,064	S	7/2014	Schumaker et al.	
D726,987	S *	4/2015	Ruiz	D34/27
D732,318	S	6/2015	Engebretson	
D783,921	S	4/2017	Malengo	
D801,735	S	11/2017	Ursell et al.	
D815,469	S *	4/2018	Volz	D6/675
D817,584	S	5/2018	Phillips et al.	
D827,971	S *	9/2018	Stubbs, II	D34/21
10,123,634	B2 *	11/2018	Volz	A47F 5/10
D869,809	S *	12/2019	Dardashti	D34/14
D872,655	S *	1/2020	Green	D12/106
D878,700	S *	3/2020	Dardashti	D34/14
D898,317	S *	10/2020	Hilmerson	D34/17

* cited by examiner



FIG. 1




FIG. 2

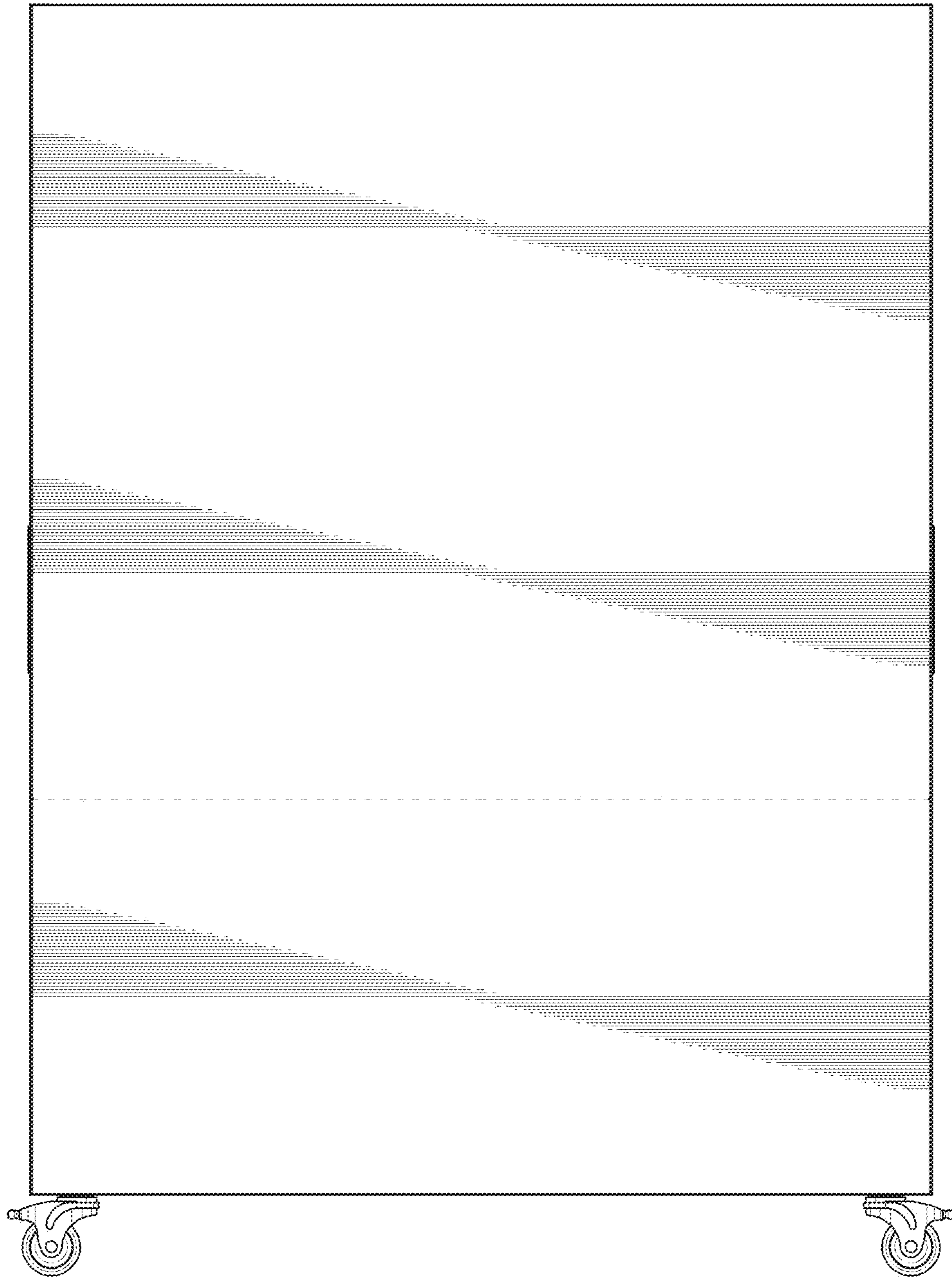


FIG. 3

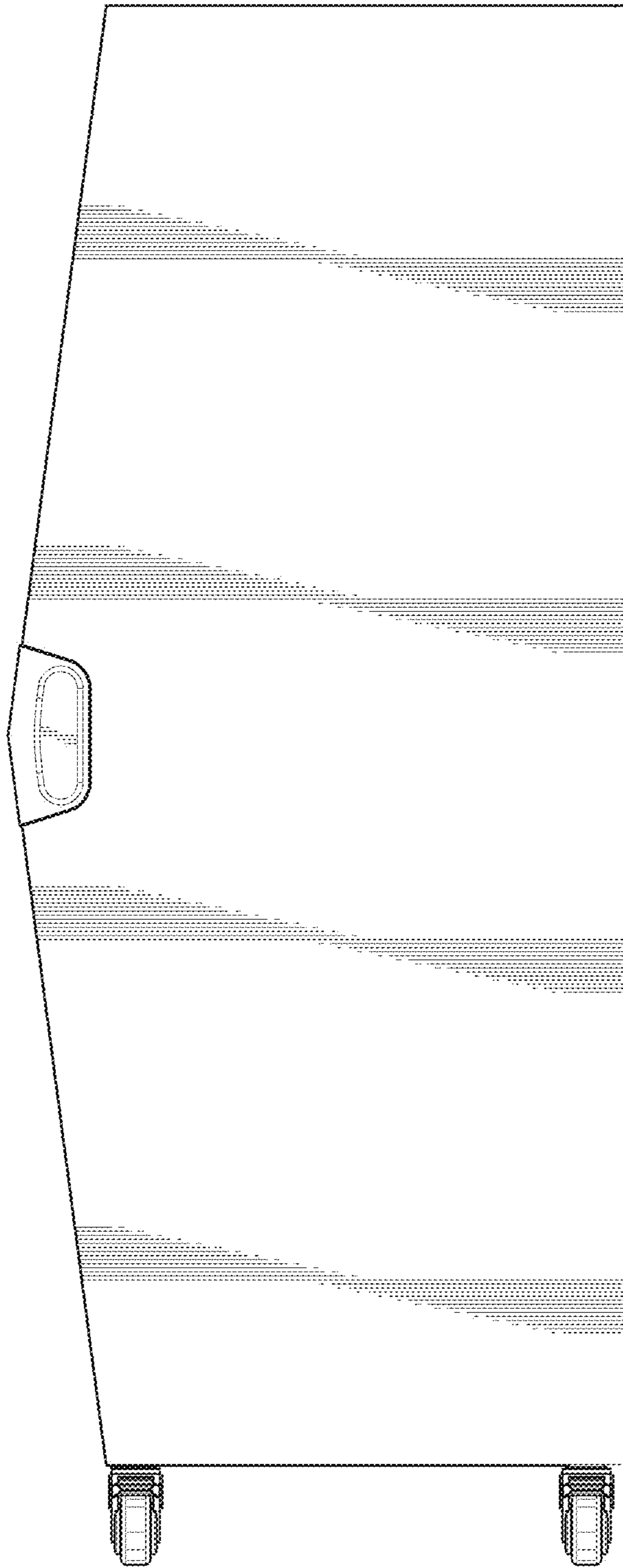


FIG. 4

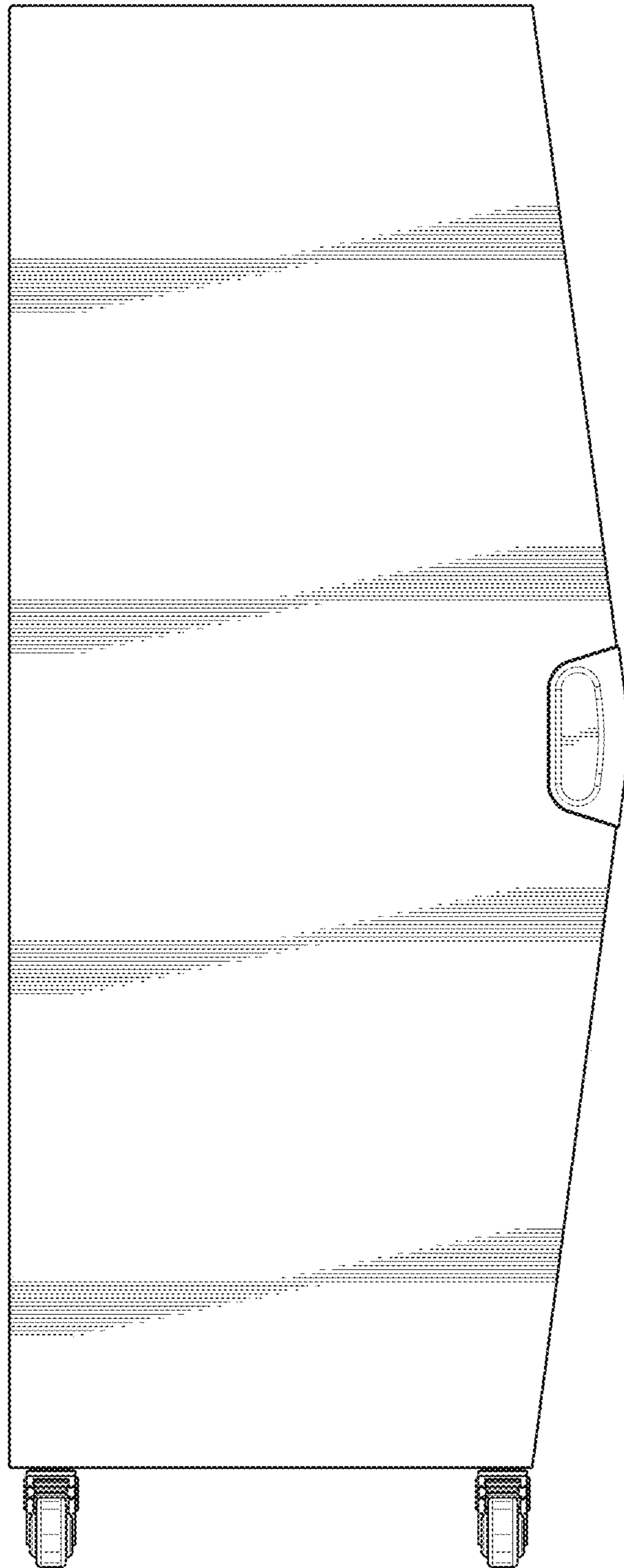


FIG. 5




FIG. 6




FIG. 7