



US00D924600S

(12) **United States Design Patent** (10) **Patent No.:** **US D924,600 S**
Wang (45) **Date of Patent:** **** Jul. 13, 2021**

(54) **CAR SEAT CUSHION**
(71) Applicant: **Biaoqing Wang**, Guangxi (CN)
(72) Inventor: **Biaoqing Wang**, Guangxi (CN)
(**) Term: **15 Years**
(21) Appl. No.: **29/737,405**
(22) Filed: **Jun. 9, 2020**
(51) **LOC (13) Cl.** **06-09**
(52) **U.S. Cl.**
USPC **D6/601**
(58) **Field of Classification Search**
USPC D6/582-583, 587-592, 595-609,
D6/617-622; D21/803-809; D24/183
CPC A47G 9/00; A47G 2009/001; A47G
2009/002; A47G 2009/003; A47G 9/10;
A47G 9/1009; A47G 2009/1018; A47G
9/1045; A47G 9/1081; A47G 9/109
See application file for complete search history.

(56) **References Cited**

U.S. PATENT DOCUMENTS

D417,984 S * 12/1999 Sand D6/368
D440,451 S * 4/2001 Roberts D6/601
D539,068 S * 3/2007 Dayan D24/200
D552,387 S * 10/2007 Wu D6/366
D779,857 S * 2/2017 Goddard D6/601
D782,850 S * 4/2017 Goddard D6/601

D790,256 S * 6/2017 Goddard D6/601
D833,176 S * 11/2018 Wang D6/601
D843,133 S * 3/2019 Cohen D6/601
D873,583 S * 1/2020 Qin D6/601
2005/0245851 A1* 11/2005 Ferber A61H 23/0263
601/86
2006/0211962 A1* 9/2006 Ferber A61H 7/004
601/86

* cited by examiner

Primary Examiner — Jennifer L Rempfer

(74) *Attorney, Agent, or Firm* — Rumit Ranjit Kanakia

(57) **CLAIM**

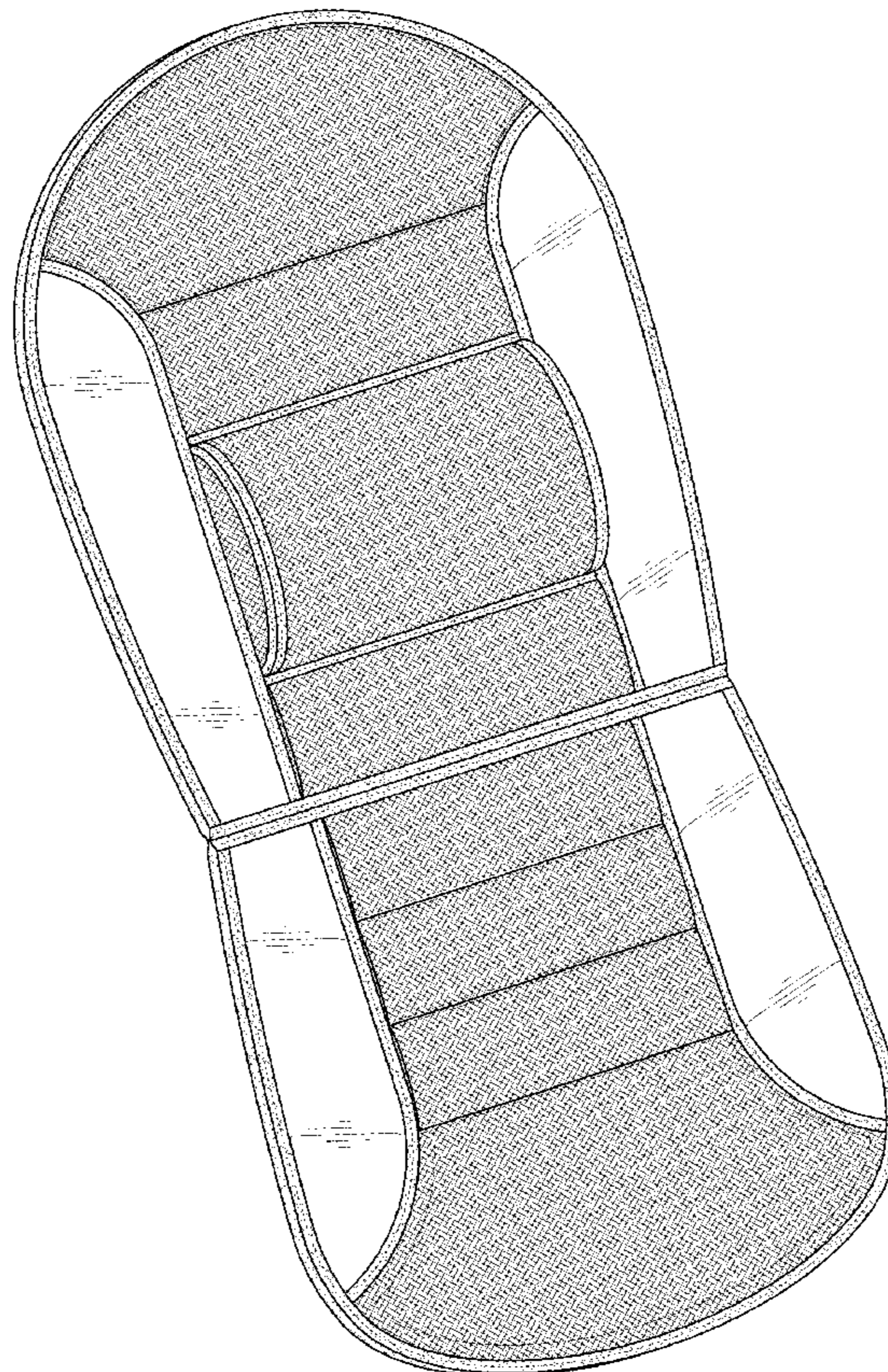
I claim the ornamental design for a car seat cushion, as shown and described.

DESCRIPTION

FIG. 1 is a Perspective view of a car seat cushion showing my new design;
FIG. 2 is a Front view thereof;
FIG. 3 is a Back view thereof;
FIG. 4 is a Left-side view thereof;
FIG. 5 is a Right-side view thereof; and
FIG. 6 is a Top view thereof; and,
FIG. 7 is a Bottom view thereof.

The broken lines are only for showcasing stitching on the car seat cushion and form no part of the claimed design.

1 Claim, 5 Drawing Sheets



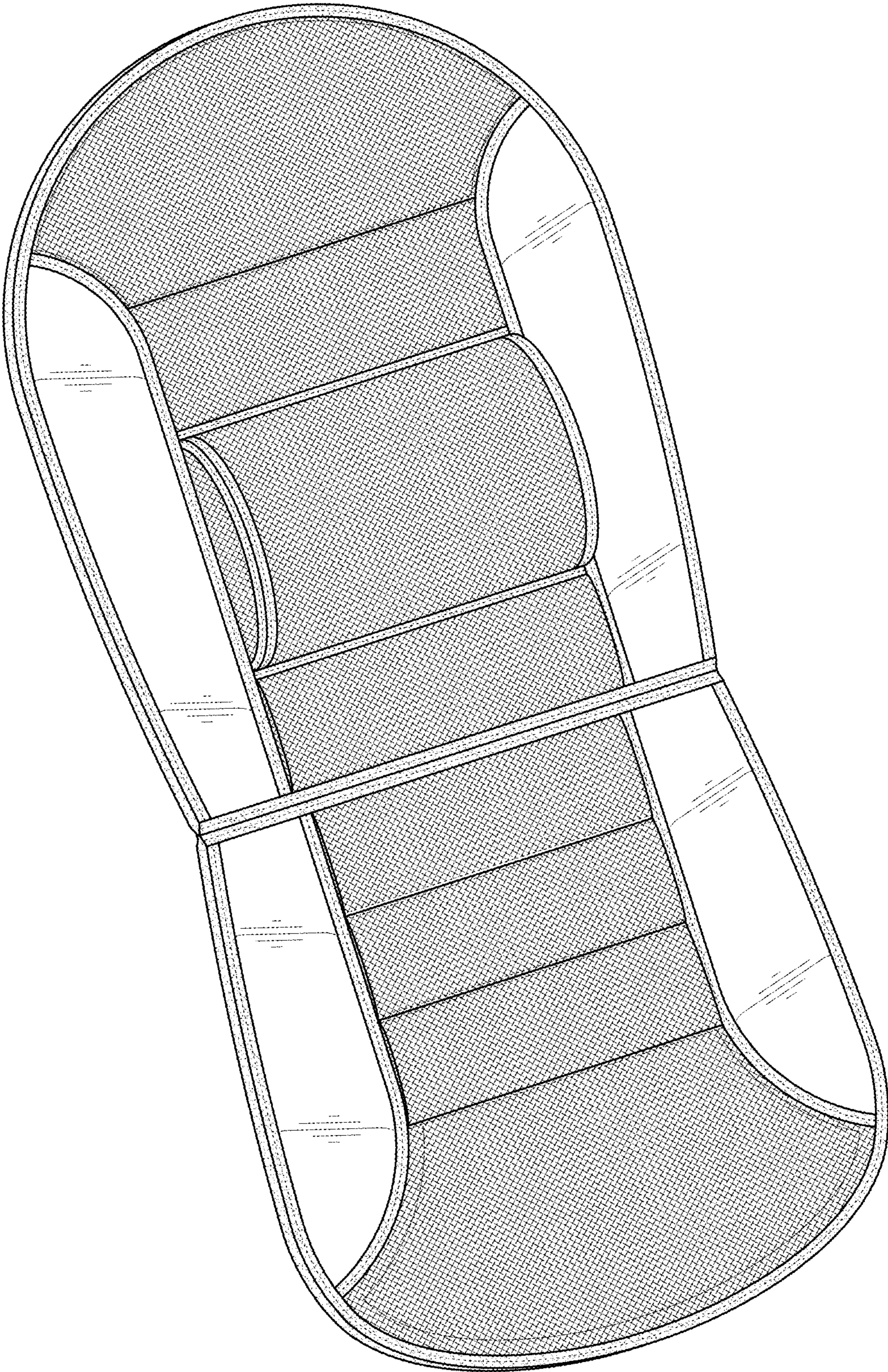


FIG. 1

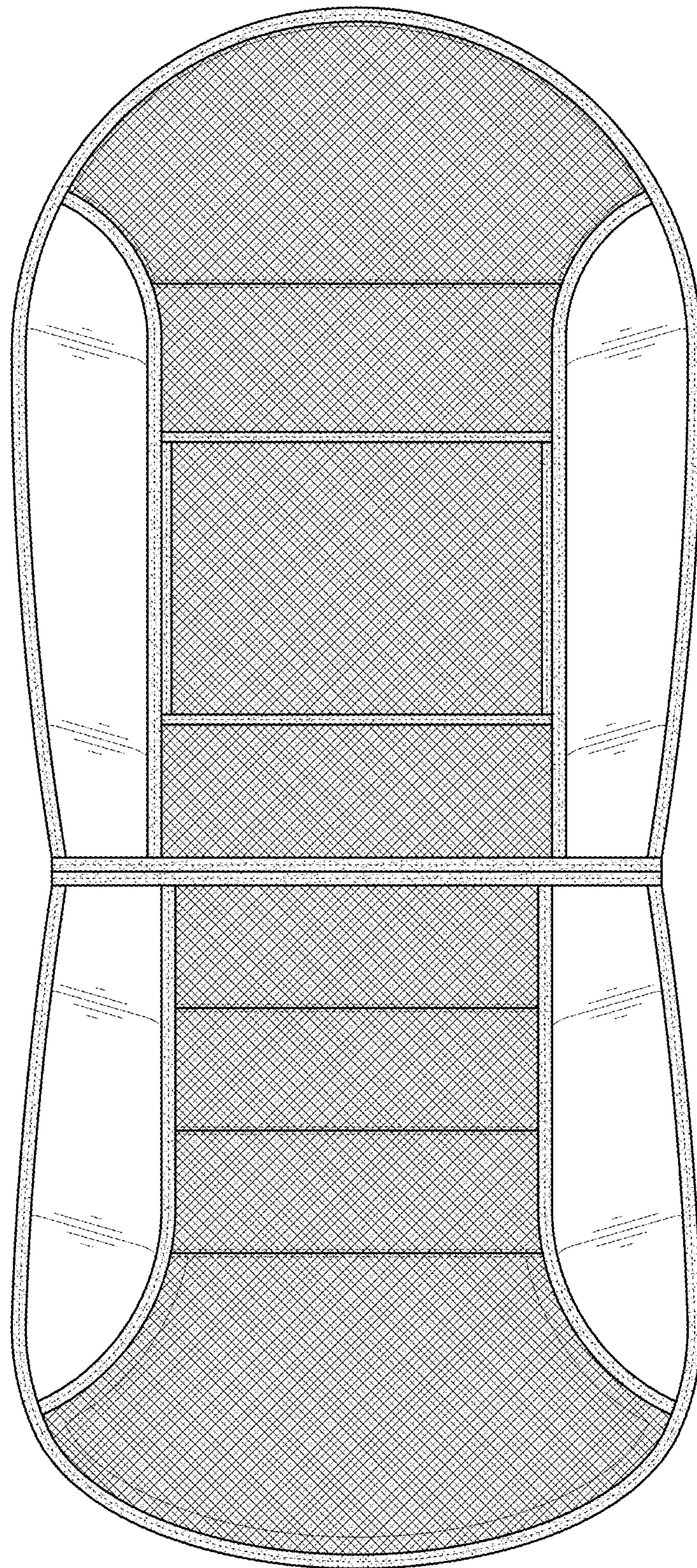


FIG. 2

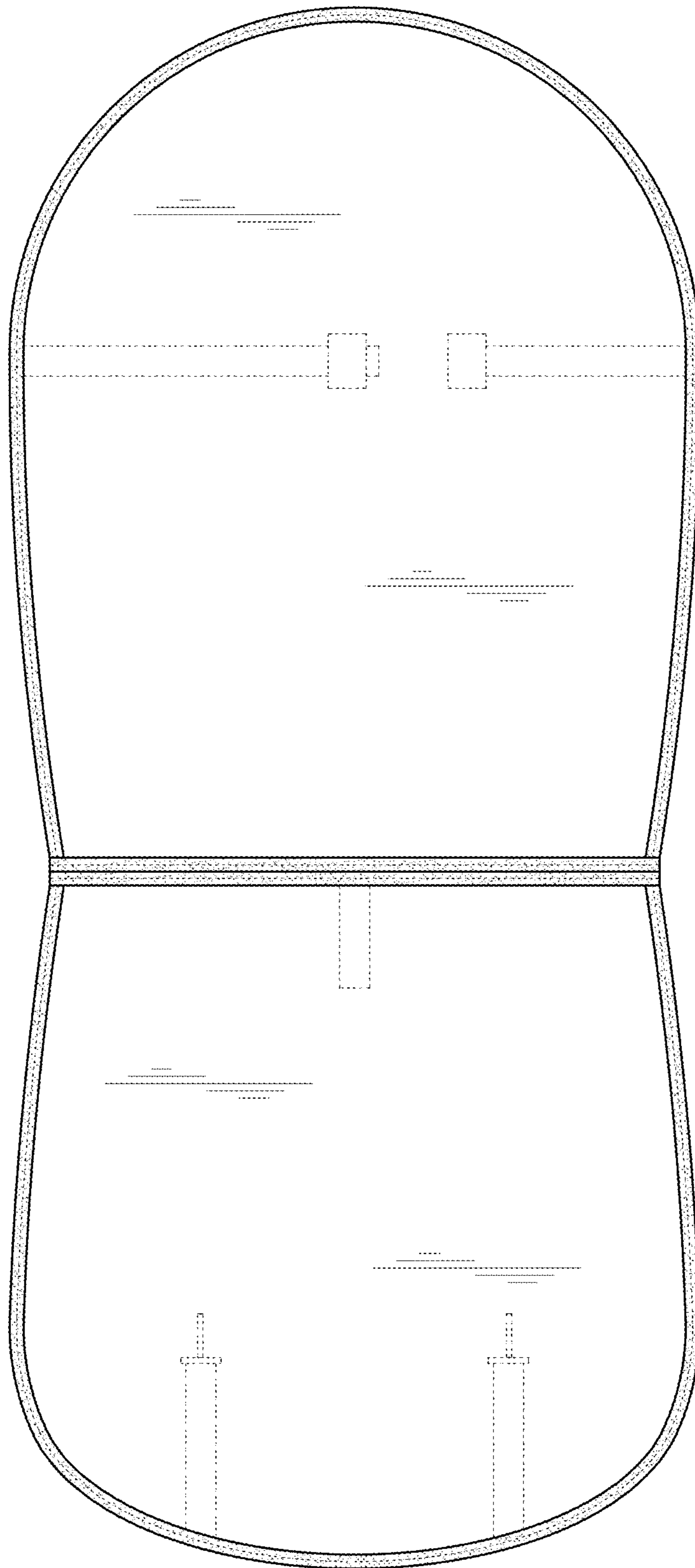


FIG. 3

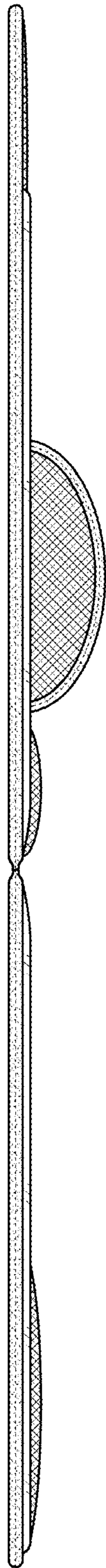


FIG. 4




FIG. 5

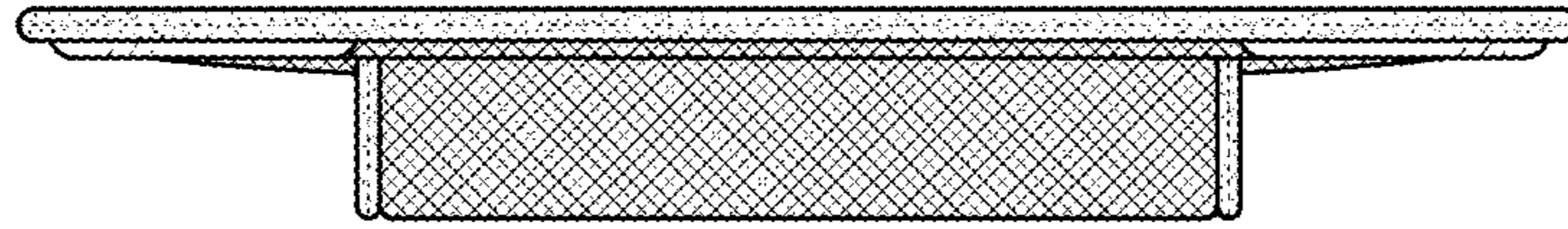


FIG. 6

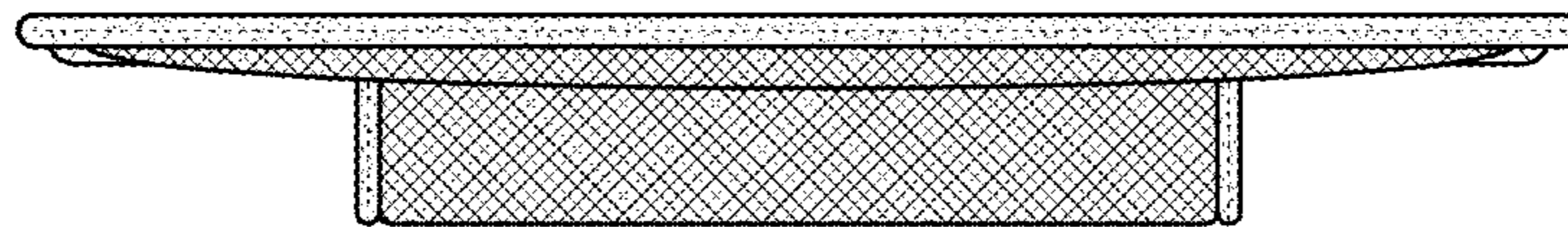


FIG. 7