



US00D924598S

(12) **United States Design Patent** (10) **Patent No.:** **US D924,598 S**  
**Cohen** (45) **Date of Patent:** **\*\* Jul. 13, 2021**

(54) **KNEELING PAD**

(71) Applicant: **RED Creations Group, Inc**, Panama (PA)

(72) Inventor: **Tal Cohen**, Panama (PA)

(73) Assignee: **RED Creations Group, Inc**, Panama (PA)

(\*\*) Term: **15 Years**

(21) Appl. No.: **29/610,281**

(22) Filed: **Jul. 11, 2017**

(51) **LOC (13) Cl.** ..... **06-09**

(52) **U.S. Cl.**  
USPC ..... **D6/601**

(58) **Field of Classification Search**  
USPC ..... D6/349, 375, 512, 595, 596, 601, 604,  
D6/611, 715, 716, 716.1; D21/803, 804,  
(Continued)

(56) **References Cited**

**U.S. PATENT DOCUMENTS**

2,097,805 A \* 11/1937 Walsh ..... G09F 21/02  
40/586  
3,323,151 A \* 6/1967 Lerman ..... A47C 7/425  
5/722

(Continued)

**OTHER PUBLICATIONS**

Growerology Thick Kneeling Pads. Amazon.com. Product Reviewed  
Jun. 13, 2017. Found on the internet at: [https://www.amazon.com/  
Growerology-Thick-Large-Kneeling-Pads/dp/B06XSLPWG8/r](https://www.amazon.com/Growerology-Thick-Large-Kneeling-Pads/dp/B06XSLPWG8/r).\*

(Continued)

*Primary Examiner* — Jennifer L Rempfer

(74) *Attorney, Agent, or Firm* — K&L Gates LLP

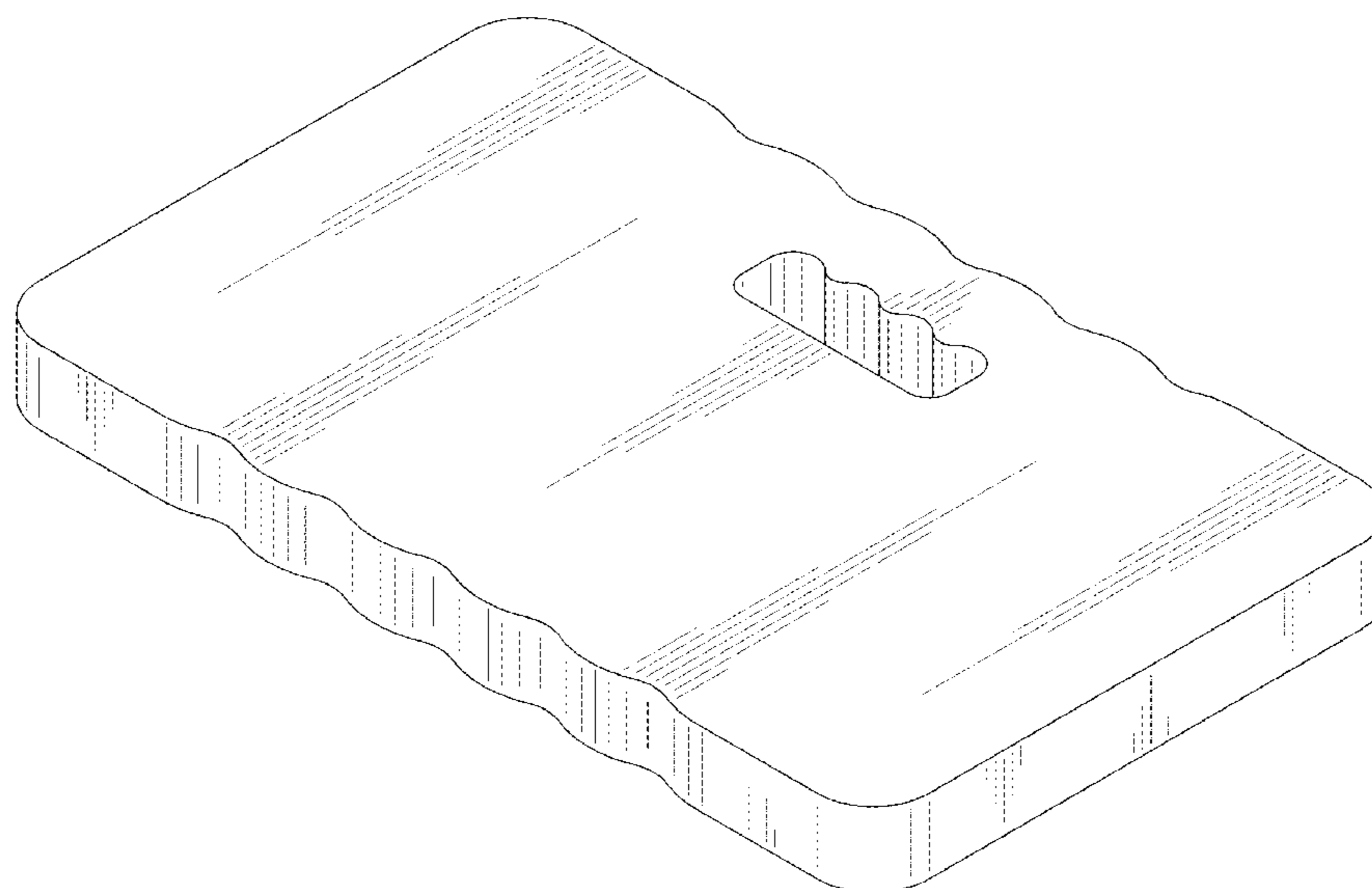
(57) **CLAIM**

The ornamental design for a kneeling pad, as shown and described.

**DESCRIPTION**

FIG. 1 is a perspective view of an embodiment of a kneeling pad showing my new design;  
FIG. 2 is a front view thereof;  
FIG. 3 is a back view thereof;  
FIG. 4 is a top view thereof;  
FIG. 5 is a bottom view thereof;  
FIG. 6 is a right side view thereof; and  
FIG. 7 is a left side view thereof;  
FIG. 8 is a perspective view of an alternative embodiment of the kneeling pad;  
FIG. 9 is a front view thereof;  
FIG. 10 is a back view thereof;  
FIG. 11 is a top view thereof;  
FIG. 12 is a bottom view thereof;  
FIG. 13 is a right side view thereof; and  
FIG. 14 is a left side view thereof;  
FIG. 15 is a perspective view of another embodiment of the kneeling pad;  
FIG. 16 is a front view thereof;  
FIG. 17 is a back view thereof;  
FIG. 18 is a top view thereof;  
FIG. 19 is a bottom view thereof;  
FIG. 20 is a right side view thereof; and  
FIG. 21 is a left side view thereof;  
FIG. 22 is a perspective view of another embodiment of the kneeling pad;  
FIG. 23 is a front view thereof;  
FIG. 24 is a back view thereof;  
FIG. 25 is a top view thereof;  
FIG. 26 is a bottom view thereof;  
FIG. 27 is a right side view thereof; and  
FIG. 28 is a left side view thereof.  
The broken lines shown in the drawings represent portions of the kneeling pad that form no part of the claimed design.

**1 Claim, 20 Drawing Sheets**



(58) **Field of Classification Search**

USPC ..... D21/805, 809; D24/183–185, 234;  
 D19/88, 113; D9/418, 456, 457; D7/698  
 CPC ..... A61G 2205/00; A61G 13/121; A61G  
 13/122; A61G 2203/70; A61G 67/047;  
 A61G 67/0575; A47J 45/00; A47J 47/005  
 See application file for complete search history.

(56) **References Cited**

U.S. PATENT DOCUMENTS

D283,777 S \* 5/1986 Morin ..... D6/406.6  
 D359,645 S \* 6/1995 Luccisano ..... D6/597  
 5,572,758 A \* 11/1996 Merritt ..... A47C 7/021  
 5/420  
 D377,130 S \* 1/1997 Dorrer ..... D6/596  
 D381,564 S \* 7/1997 Kolada ..... D7/698  
 D441,261 S \* 5/2001 Stein ..... D7/698  
 D444,918 S \* 7/2001 Suter ..... D29/100  
 D447,850 S \* 9/2001 Escobedo ..... D99/25  
 D466,353 S \* 12/2002 Marks ..... D6/601  
 D495,016 S \* 8/2004 Nudo ..... D21/318  
 D524,652 S \* 7/2006 Harada ..... D9/457  
 7,249,747 B2 \* 7/2007 Marceau ..... A47B 23/002  
 108/43  
 D622,483 S \* 8/2010 Stein ..... D2/826  
 D652,664 S \* 1/2012 Nickerson ..... D6/330  
 D666,674 S \* 9/2012 Moore ..... D19/88  
 D697,770 S \* 1/2014 Khuu ..... D7/698  
 9,027,629 B1 \* 5/2015 Laengle ..... E06B 1/34  
 160/351

D732,876 S \* 6/2015 Lagsdin ..... D7/354  
 D759,401 S \* 6/2016 Richards ..... D29/121.1  
 D760,512 S \* 7/2016 Atawane ..... D6/601  
 D789,028 S \* 6/2017 Wynn ..... D2/500  
 D804,346 S \* 12/2017 Barnes ..... D10/109.1  
 D823,395 S \* 7/2018 McWilliam ..... D20/27  
 2002/0020022 A1 \* 2/2002 Bernstein, I ..... A47C 20/025  
 5/722  
 2002/0096811 A1 \* 7/2002 Callsen ..... A47C 9/027  
 267/145  
 2003/0067105 A1 \* 4/2003 Chen ..... A47J 47/005  
 269/289 R  
 2004/0194218 A1 \* 10/2004 Hayes ..... A61G 7/02  
 5/695  
 2007/0000005 A1 \* 1/2007 Wang ..... A41D 13/065  
 2/24  
 2010/0052229 A1 \* 3/2010 Baur, IV ..... A47C 16/04  
 267/142  
 2015/0306802 A1 \* 10/2015 Thoma ..... B29D 99/0021  
 428/166  
 2016/0262464 A1 \* 9/2016 Hatfield ..... A45F 5/004

OTHER PUBLICATIONS

IIT 04150 15 × 12.5-Inch Large Foam Kneeling Knee Pad (2-Pack).  
 Amazon.com. Product First available Feb. 17, 2015. Found on the  
 internet at: <https://www.amazon.com/04150-12-5-Inch-Large-Kneeling-2-Pack/dp/B00TQ1DVFA>.\*

\* cited by examiner

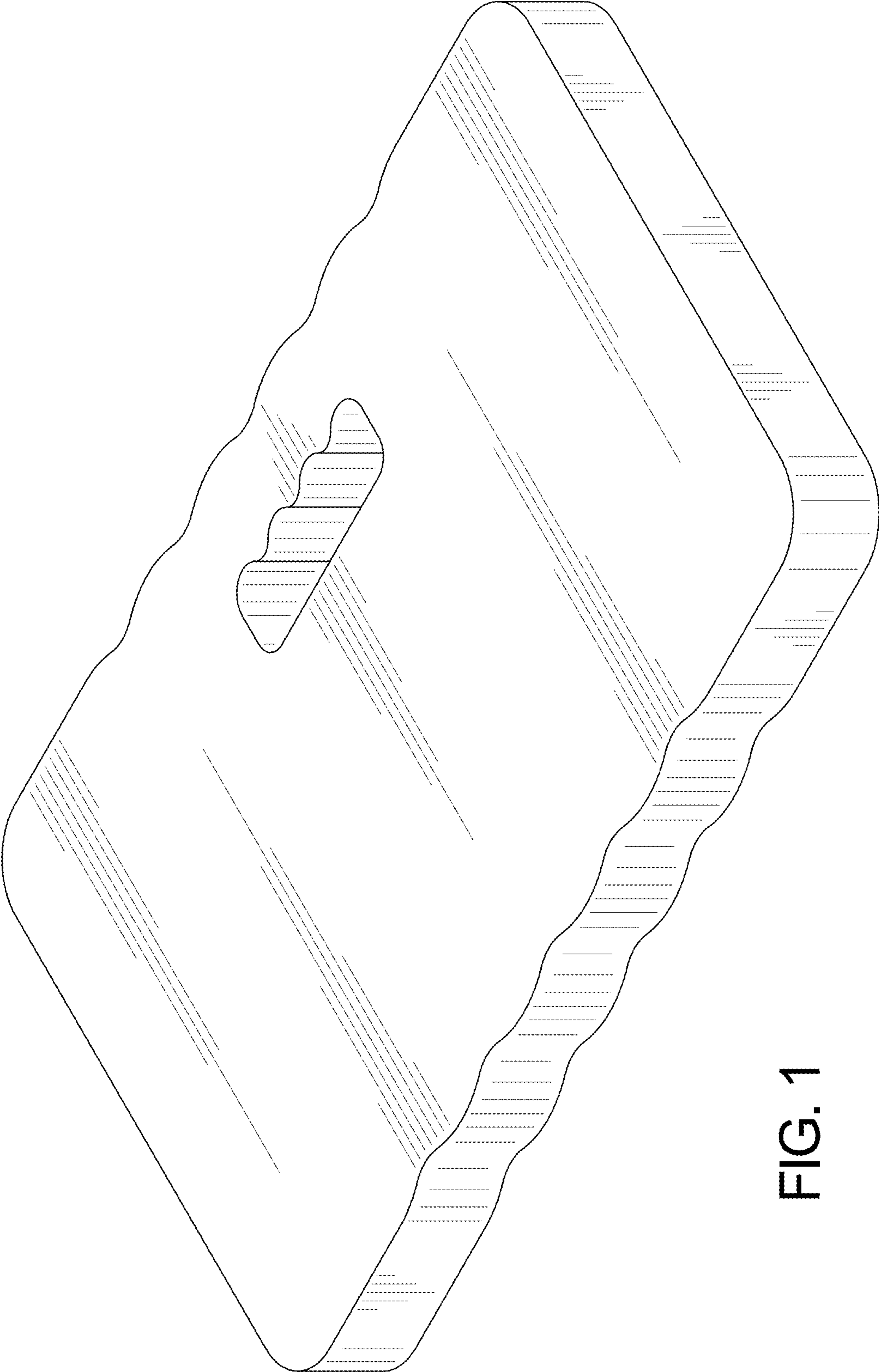


FIG. 1

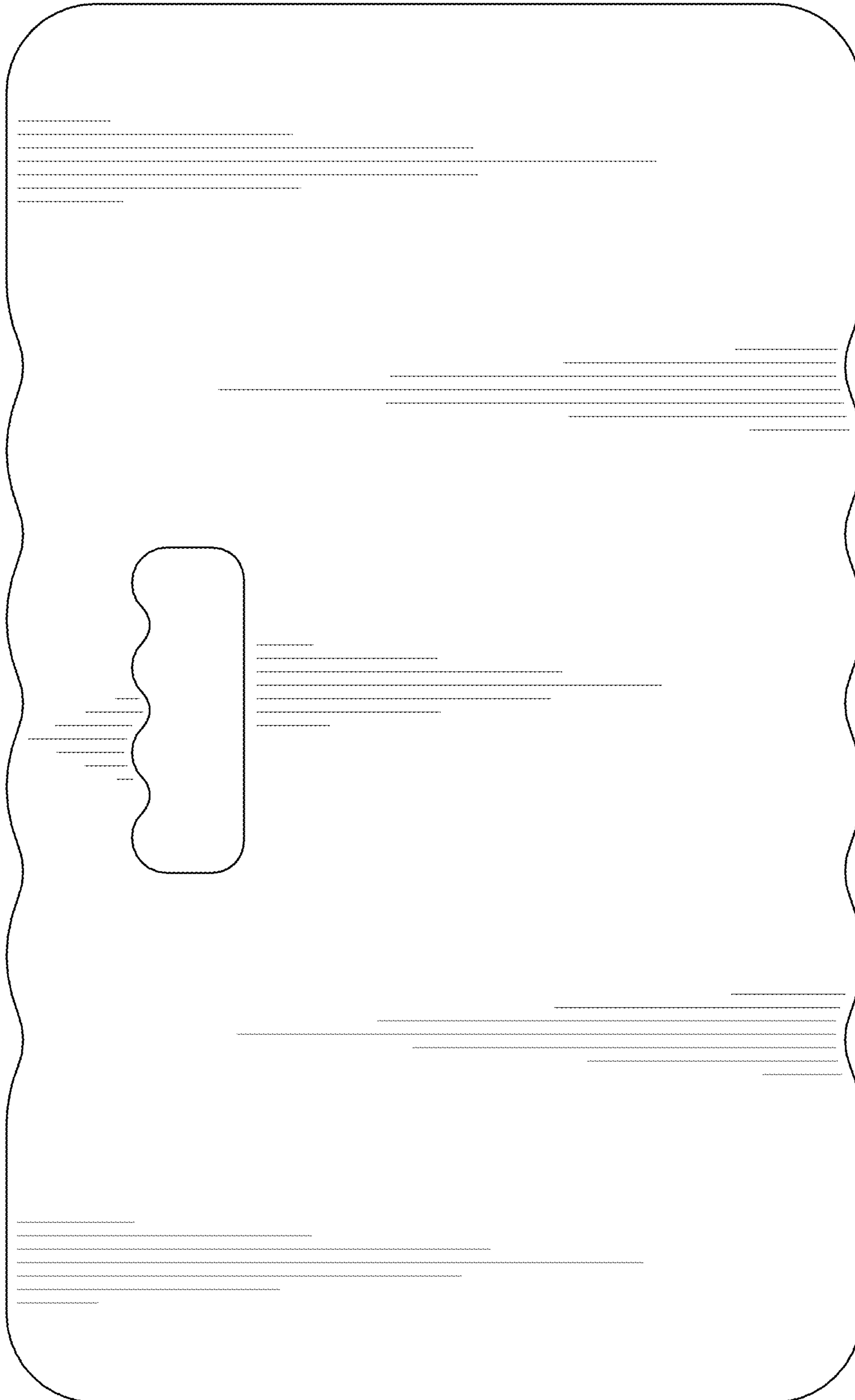


FIG. 2

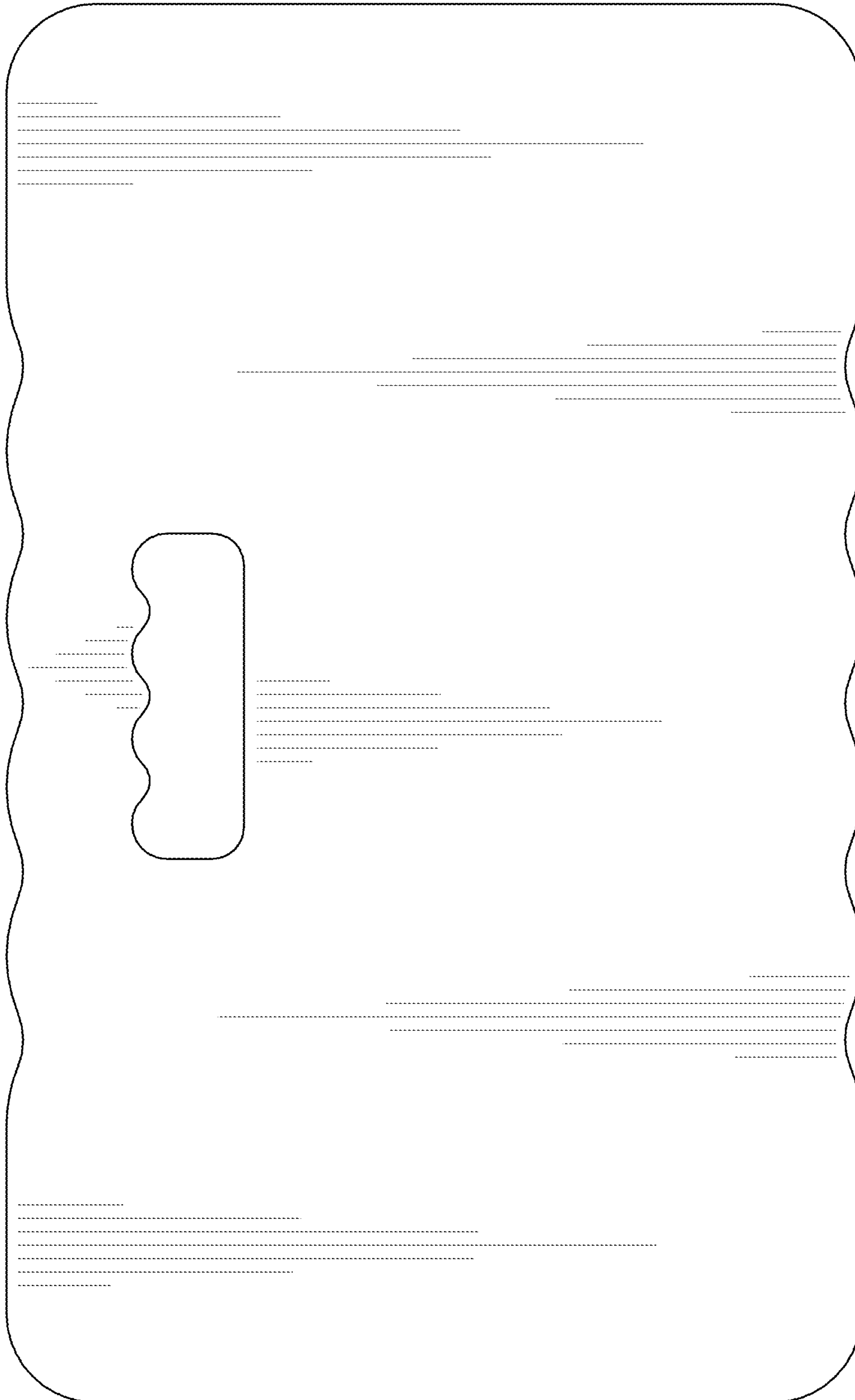


FIG. 3




FIG. 4




FIG. 5

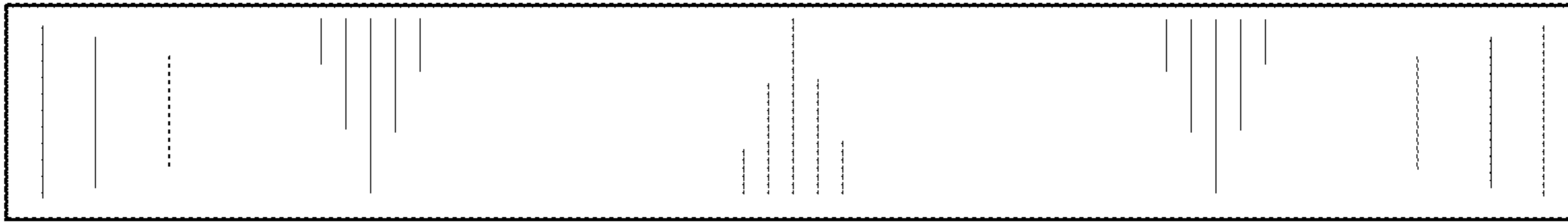


FIG. 7




FIG. 6

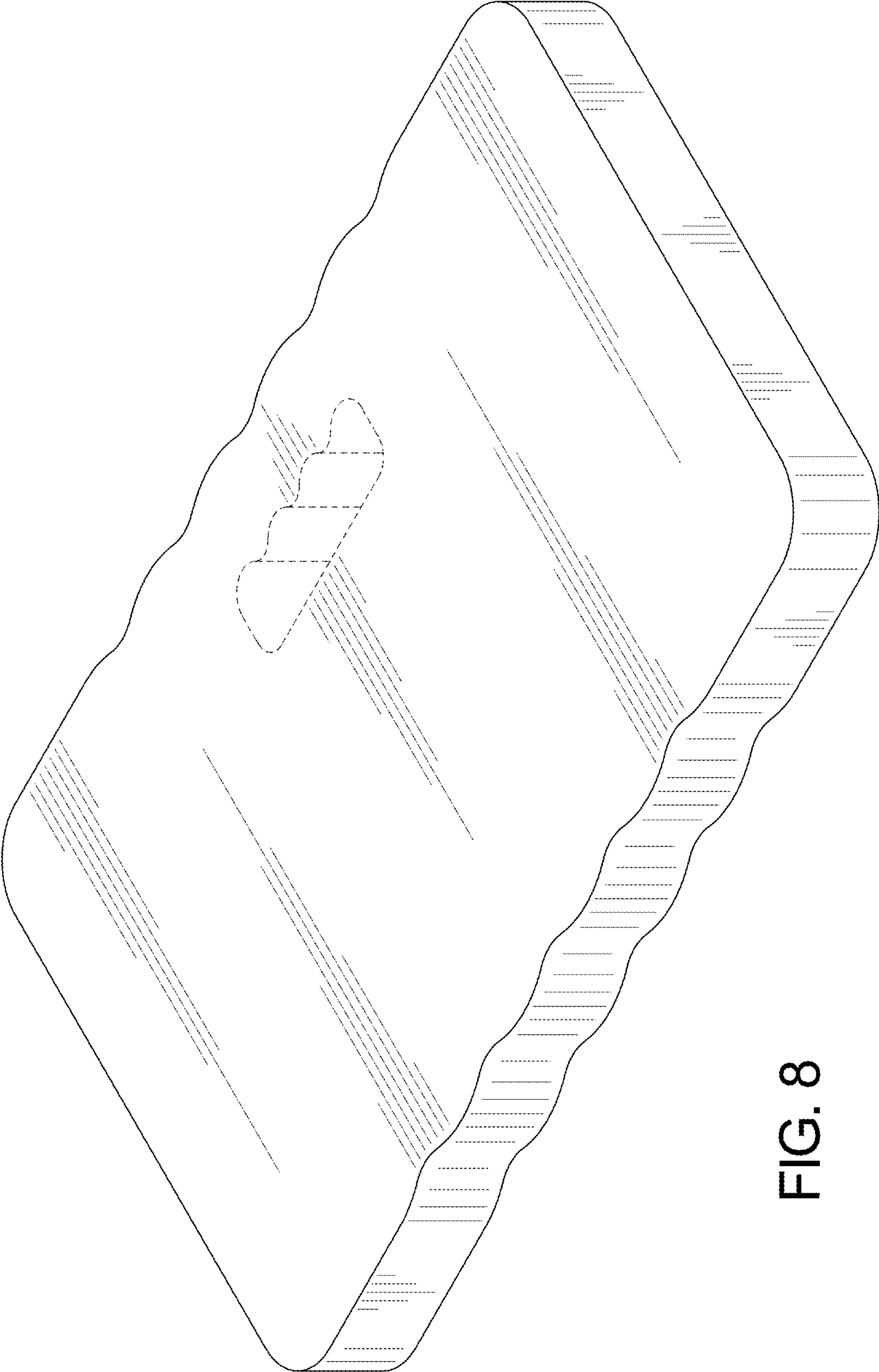


FIG. 8



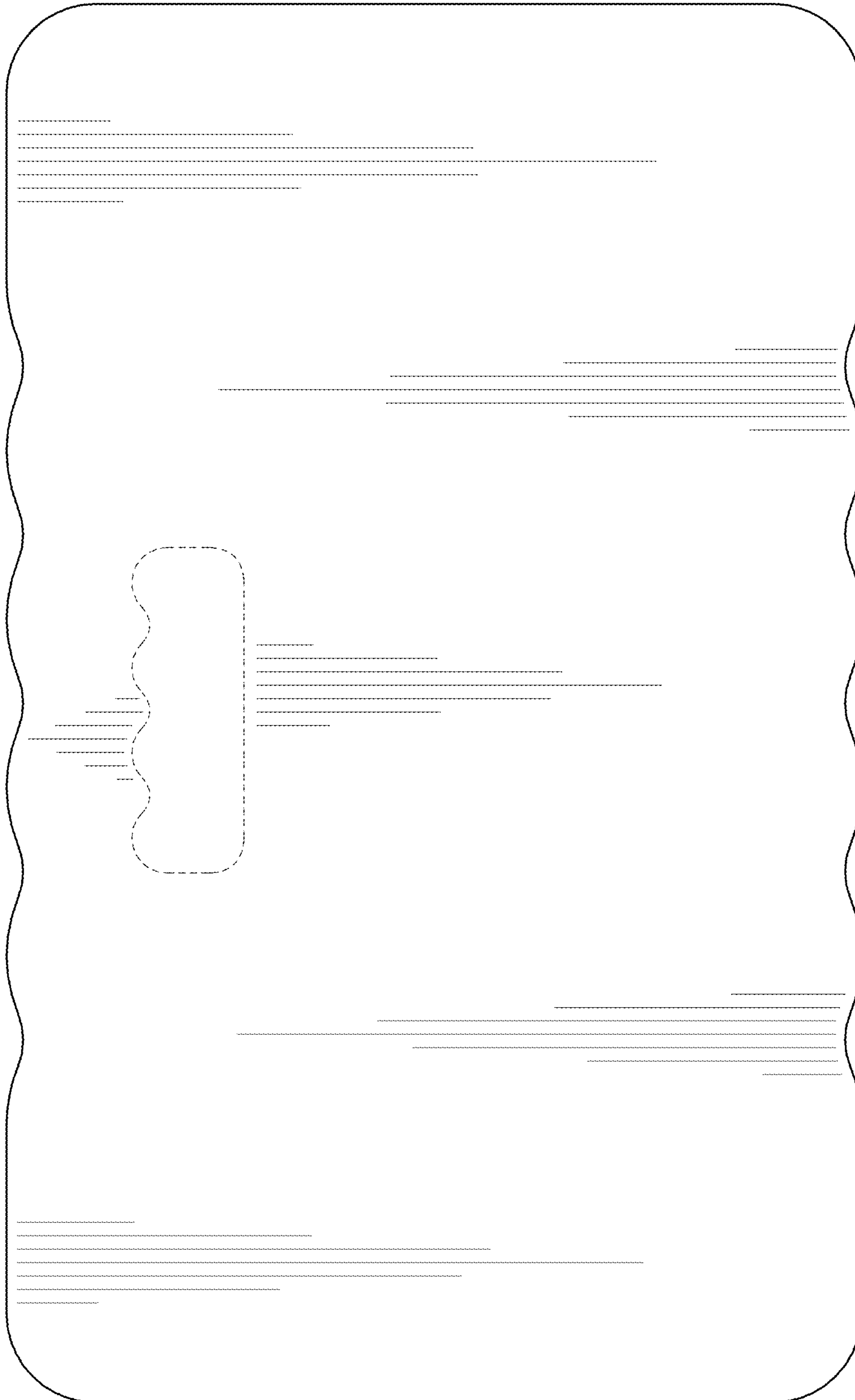


FIG. 9




FIG. 10




FIG. 11




FIG. 12



FIG. 14




FIG. 13

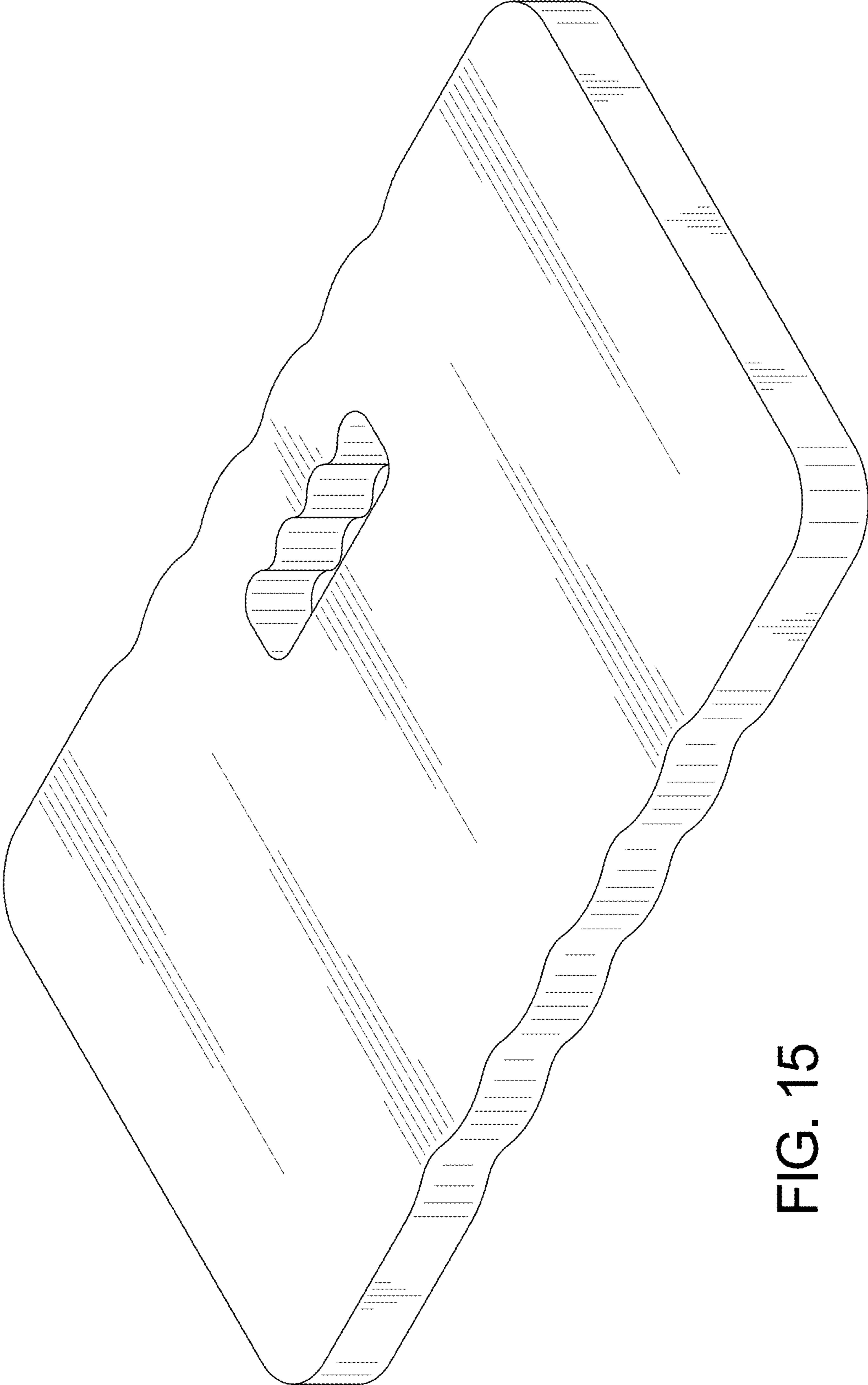


FIG. 15

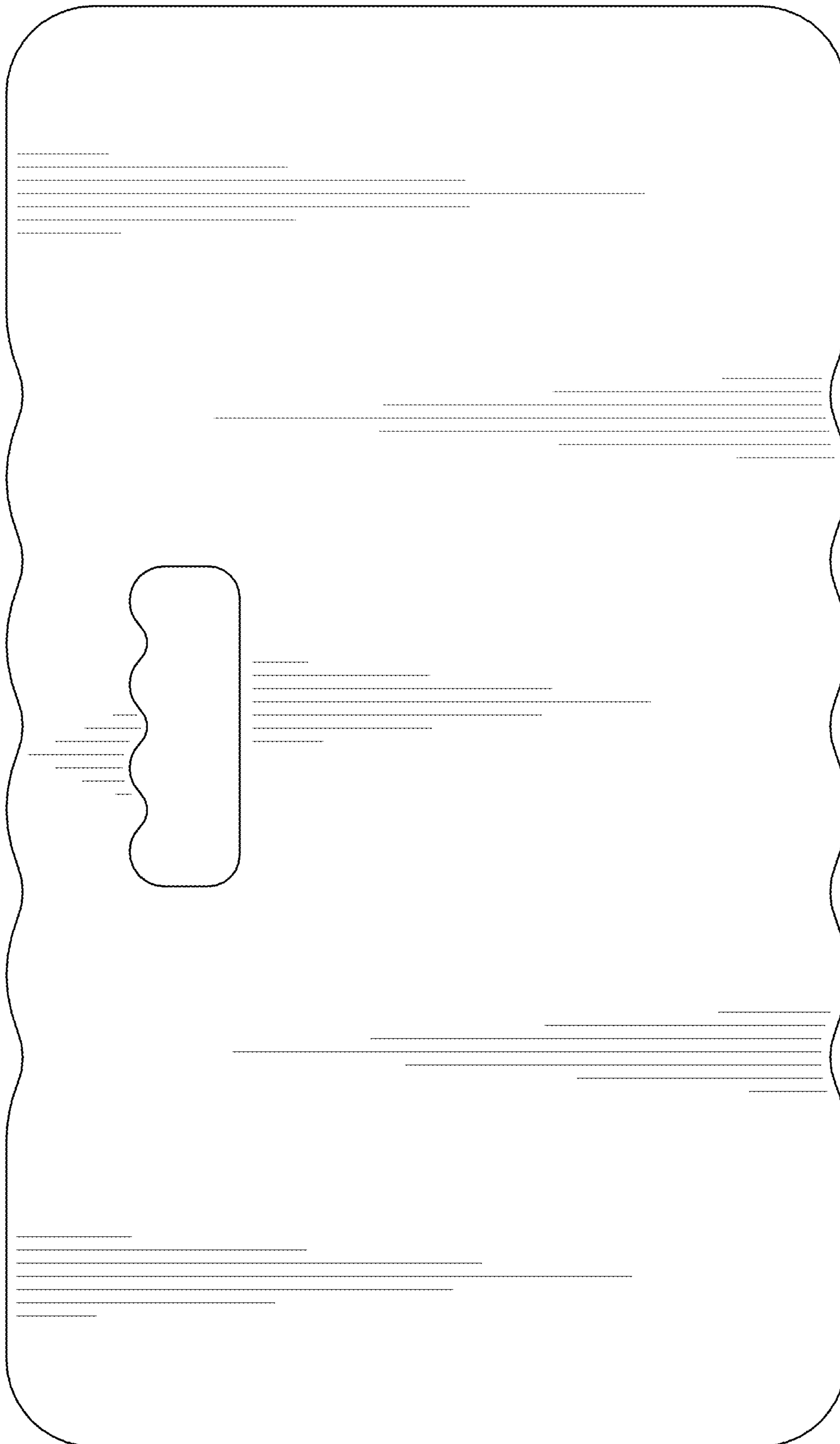


FIG. 16




FIG. 17




FIG. 18




FIG. 19



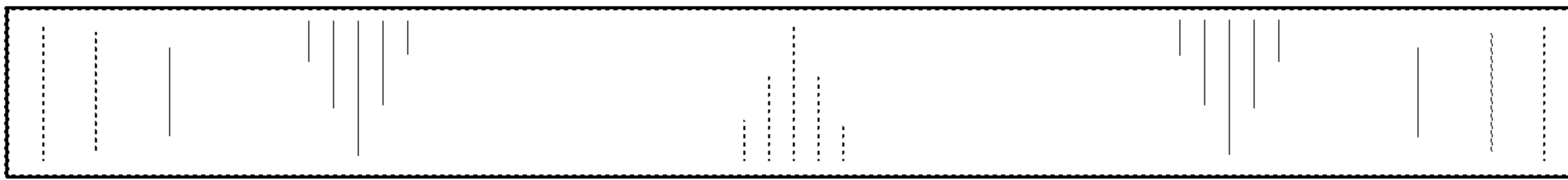


FIG. 21

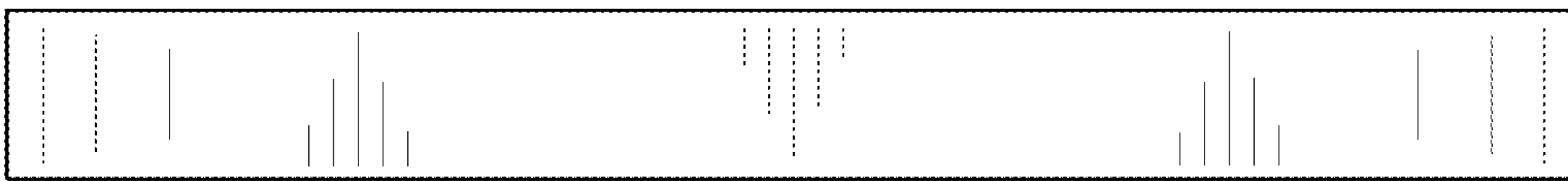


FIG. 20

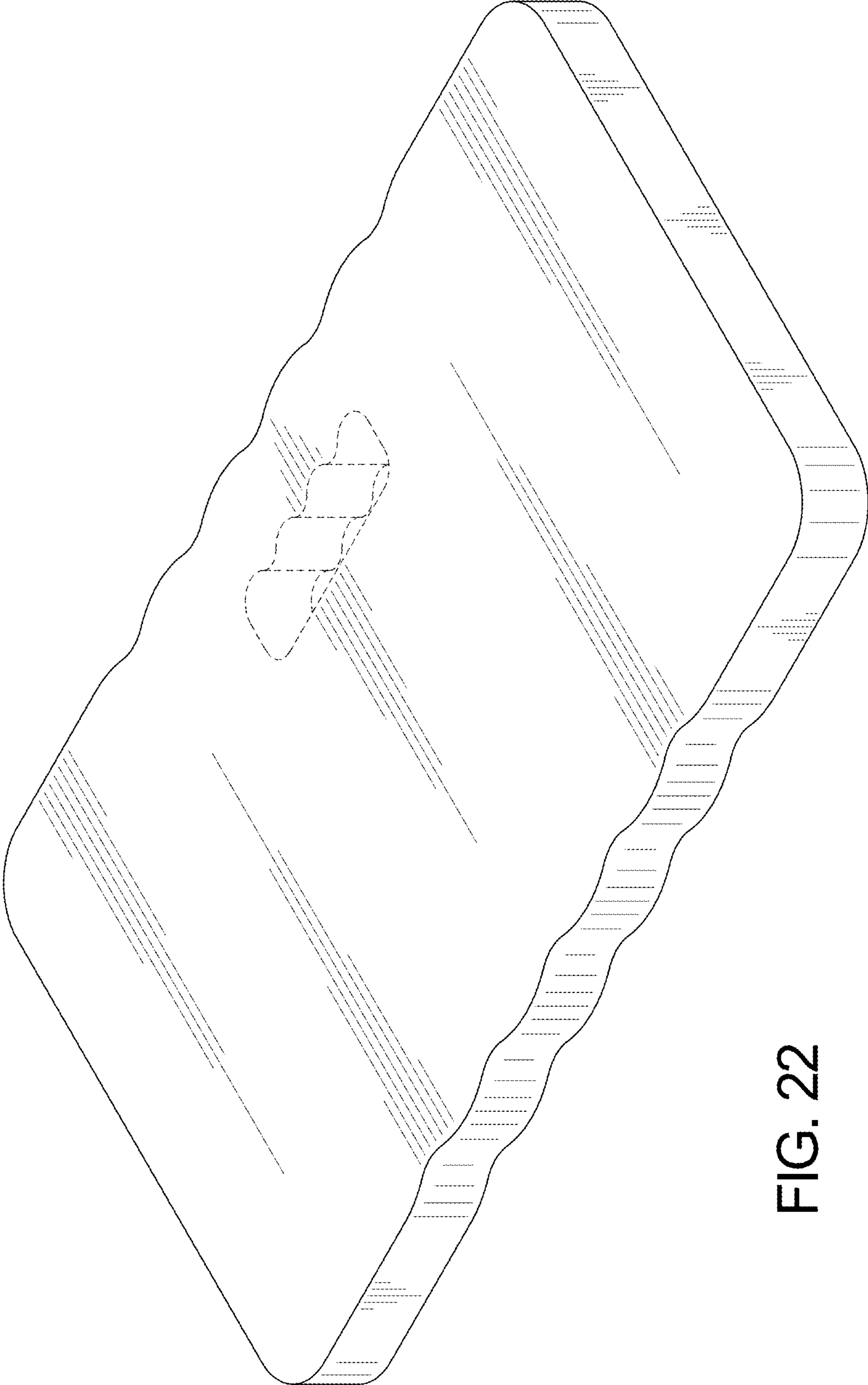


FIG. 22




FIG. 23




FIG. 24




FIG. 25




FIG. 26

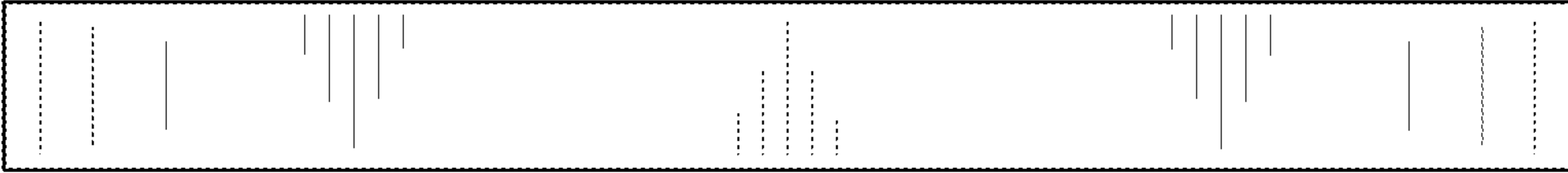


FIG. 28



FIG. 27