



US00D924582S

(12) **United States Design Patent** (10) **Patent No.:** **US D924,582 S**
Li (45) **Date of Patent:** **** Jul. 13, 2021**

(54) **STOOL** 9,010,867 B2 * 4/2015 Martin A47C 3/029
297/462
(71) Applicant: **39F USA INC**, Rancho Cucamonga, CA (US) 9,138,058 B2 * 9/2015 Koolhaas A47C 3/30
D764,198 S * 8/2016 Yoshida D6/352
D801,712 S * 11/2017 Neil D6/349
D809,809 S * 2/2018 Theesfeld D6/352
(72) Inventor: **Yuehai Li**, Rancho Cucamonga, CA (US) D841,347 S * 2/2019 Kaufman D6/352
D865,388 S * 11/2019 Pedersen D6/352
D881,593 S * 4/2020 Li D6/352
(**) Term: **15 Years**

(21) Appl. No.: **29/727,081**
(22) Filed: **Mar. 9, 2020**
(51) **LOC (13) Cl.** **06-01**
(52) **U.S. Cl.**
USPC **D6/352**
(58) **Field of Classification Search**
USPC D6/334-338, 340-343, 349-353, 355,
D6/364-365, 691-691.9, 692-692.6,
D6/716-716.1
CPC A47B 7/00-02; A47C 11/00; A47C 12/00;
A47C 13/00; A47C 16/00; A47C
16/02-04; A47C 9/00-105; A47K 17/02;
A47K 17/028
See application file for complete search history.

(56) **References Cited**

U.S. PATENT DOCUMENTS

2,612,942 A * 10/1952 Simjian A47C 9/00
297/461
2,742,953 A * 4/1956 Kudrna A47C 3/24
248/405
2,833,337 A * 5/1958 Meekin A47C 3/16
297/462
3,536,359 A * 10/1970 Amos A47C 13/00
297/462
6,406,098 B1 * 6/2002 Linder A47C 3/16
220/592.2
D681,967 S * 5/2013 Schoolmeester D6/349

OTHER PUBLICATIONS

Swagger 20" Fabric Stool, [online] Retrieved Apr. 21, 2021 from
URL: https://www.kardiel.com/swagger-20-fabric-stool-blanc-boucle/?src=google&campaignid=2068961201&gclid=CjwKCAjwmv-DBhAMEiwA7xYrd55gaD4K7Dm3lzHizHIAKCnpTswEnR1OZVhAI3P1zuYtZFDDeA9ZloBoCohgQAvD_BwE.*

Blue Cylindrical Fabric Upholstered Ottoman, [online] Retrieved
Apr. 21, 2021 from URL: https://castlemakers.ca/collections/ottoman/products/blue-cylindrical-fabric-upholstered-ottoman-1.*

* cited by examiner

Primary Examiner — Vy N Koenig
(74) *Attorney, Agent, or Firm* — Feng Qian


(57) **CLAIM**

The ornamental design for a stool, as shown and described.

DESCRIPTION

FIG. 1 is a front perspective view of a stool showing my new design;
FIG. 2 is a front elevation view thereof;
FIG. 3 is a rear elevation view thereof;
FIG. 4 is a left-side elevation view thereof;
FIG. 5 is a right-side elevation view thereof;
FIG. 6 is a top plan view thereof; and,
FIG. 7 is a bottom plan view thereof.

1 Claim, 7 Drawing Sheets






Fig.1




Fig.2




Fig.3




Fig.4




Fig.5




Fig.6

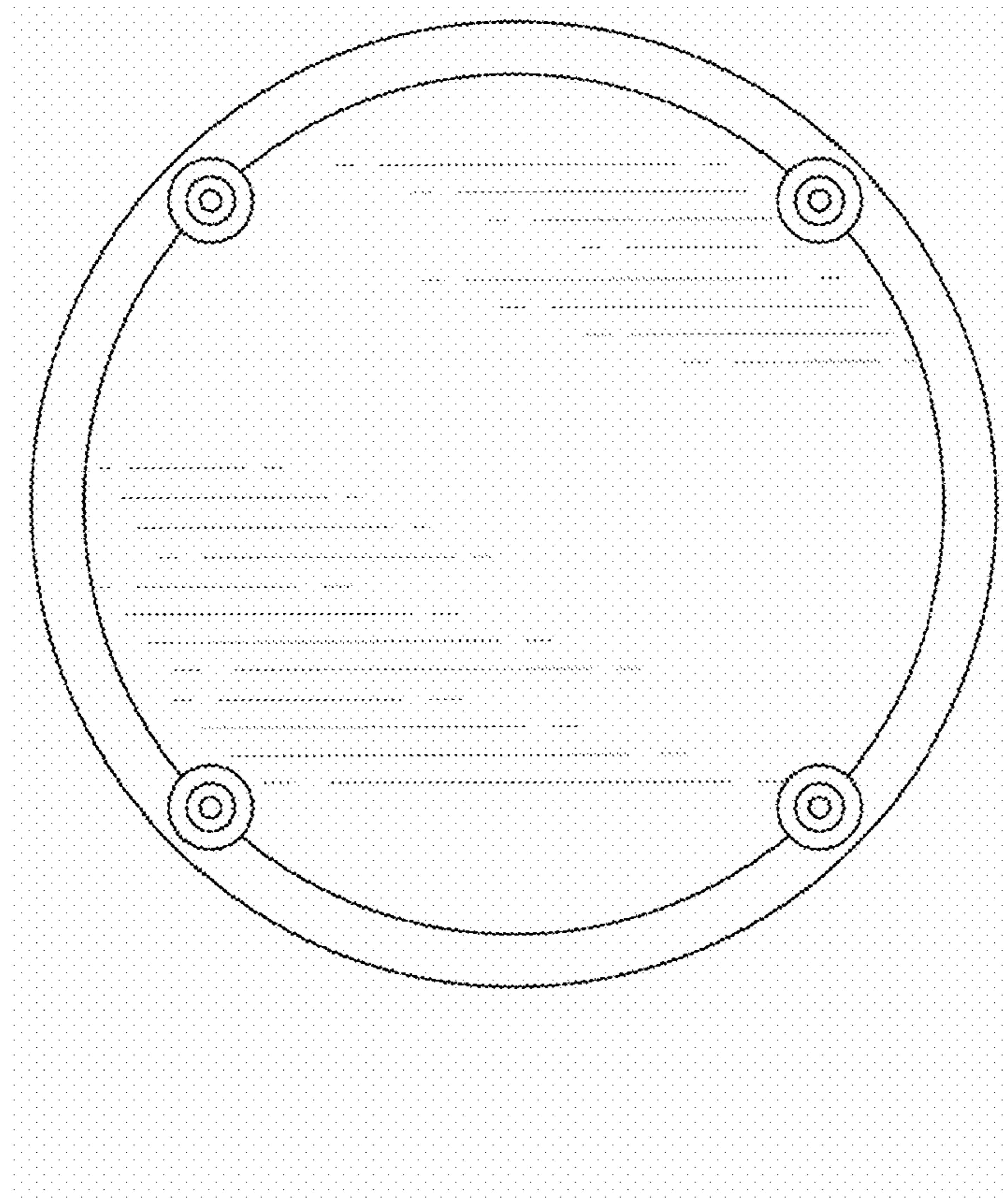


Fig.7