



US00D924581S

(12) **United States Design Patent** (10) **Patent No.:** **US D924,581 S**  
**Li** (45) **Date of Patent:** **\*\* Jul. 13, 2021**

(54) **STOOL**  
(71) Applicant: **39F USA INC**, Rancho Cucamonga, CA (US)  
(72) Inventor: **Yuehai Li**, Rancho Cucamonga, CA (US)  
(\*\*) Term: **15 Years**  
(21) Appl. No.: **29/727,041**  
(22) Filed: **Mar. 8, 2020**  
(51) **LOC (13) Cl.** ..... **06-01**  
(52) **U.S. Cl.**  
USPC ..... **D6/352**; D6/692.5  
(58) **Field of Classification Search**  
USPC ..... D6/334–338, 340–343, 349–353, 355, D6/364–365, 691–691.9, 692–692.6, D6/716–716.1  
CPC ..... A47B 7/00–02; A47C 11/00; A47C 12/00; A47C 13/00; A47C 16/00; A47C 16/02–04; A47C 9/00–105; A47K 17/02; A47K 17/028  
See application file for complete search history.

D557,524 S \* 12/2007 Simpson ..... D6/692.4  
D723,846 S \* 3/2015 Healy ..... D6/692.4  
D836,960 S \* 1/2019 Rockwell ..... D6/692.4  
D889,861 S \* 7/2020 Vega ..... D6/352  
D910,325 S \* 2/2021 Li ..... D6/352  
2017/0354243 A1\* 12/2017 Egerhazy ..... A47B 13/02

**OTHER PUBLICATIONS**

Marble Top Plant Stand With Metal Hairpin Legs White, [online] Retrieved Apr. 21, 2021 from URL: <https://www.athome.com/marble-top-plant-stand-with-metal-hairpin-legs-white/124267602.html>.  
Metal Accent Table with Round Glass Top and Hairpin Legs, Set of 2, Black, [online] Retrieved Apr. 21, 2021 from URL: <https://www.overstock.com/Home-Garden/Coffee-Sofa-End-Tables/2030/subcat.html?featuredproduct=31251384>.  
Virod—Table End Table with Tempered Glass Top . . . [online] First available Nov. 21, 2019. Retrieved from URL: <https://www.amazon.com/Virod-Tempered-Hairpin-Table%EF%BC%8CTransparent-Modern/dp/B081SCY3TN?th=1>.

\* cited by examiner

*Primary Examiner* — Vy N Koenig  
(74) *Attorney, Agent, or Firm* — Feng Qian

(57) **CLAIM**

The ornamental design for a stool, as shown and described.

**DESCRIPTION**

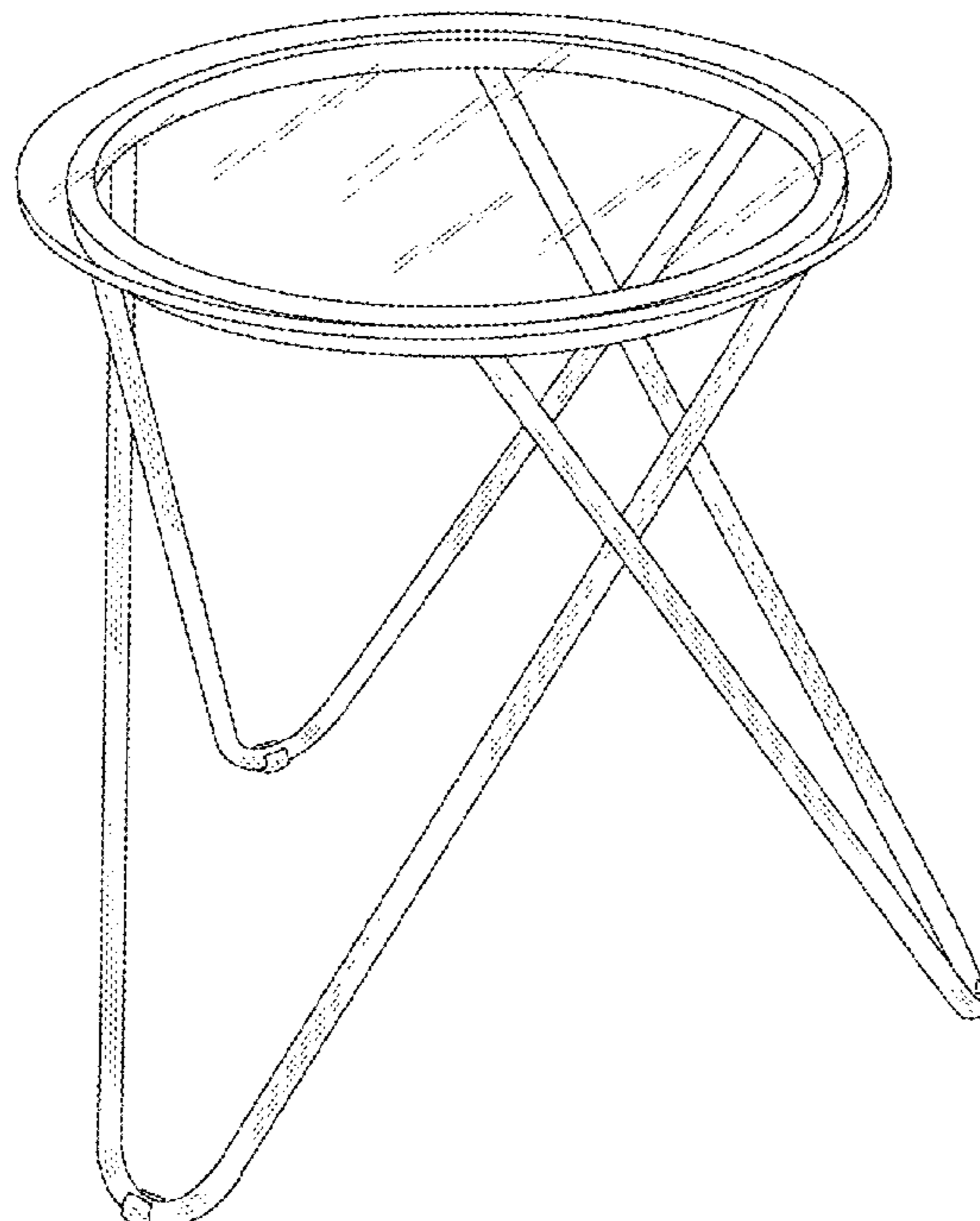
FIG. 1 is a front perspective view of a stool showing my new design;  
FIG. 2 is a front elevation view thereof;  
FIG. 3 is a rear elevation view thereof;  
FIG. 4 is a left-side elevation view thereof;  
FIG. 5 is a right-side elevation view thereof;  
FIG. 6 is a top plan view thereof; and,  
FIG. 7 is a bottom plan view thereof.

**1 Claim, 7 Drawing Sheets**

(56) **References Cited**

**U.S. PATENT DOCUMENTS**

D85,814 S \* 12/1931 Critchfield et al. .... D6/677.2  
D110,513 S \* 7/1938 Bentz ..... D6/352  
D246,341 S \* 11/1977 Boughton ..... D6/692.4  
D258,103 S \* 2/1981 Baker ..... D6/692  
4,338,867 A \* 7/1982 Imber ..... A47B 13/02  
108/159  
5,435,510 A \* 7/1995 Wey ..... A47B 13/06  
248/163.1  
D484,335 S \* 12/2003 Murphy ..... D6/692.4






Fig.1




Fig.2




Fig.3

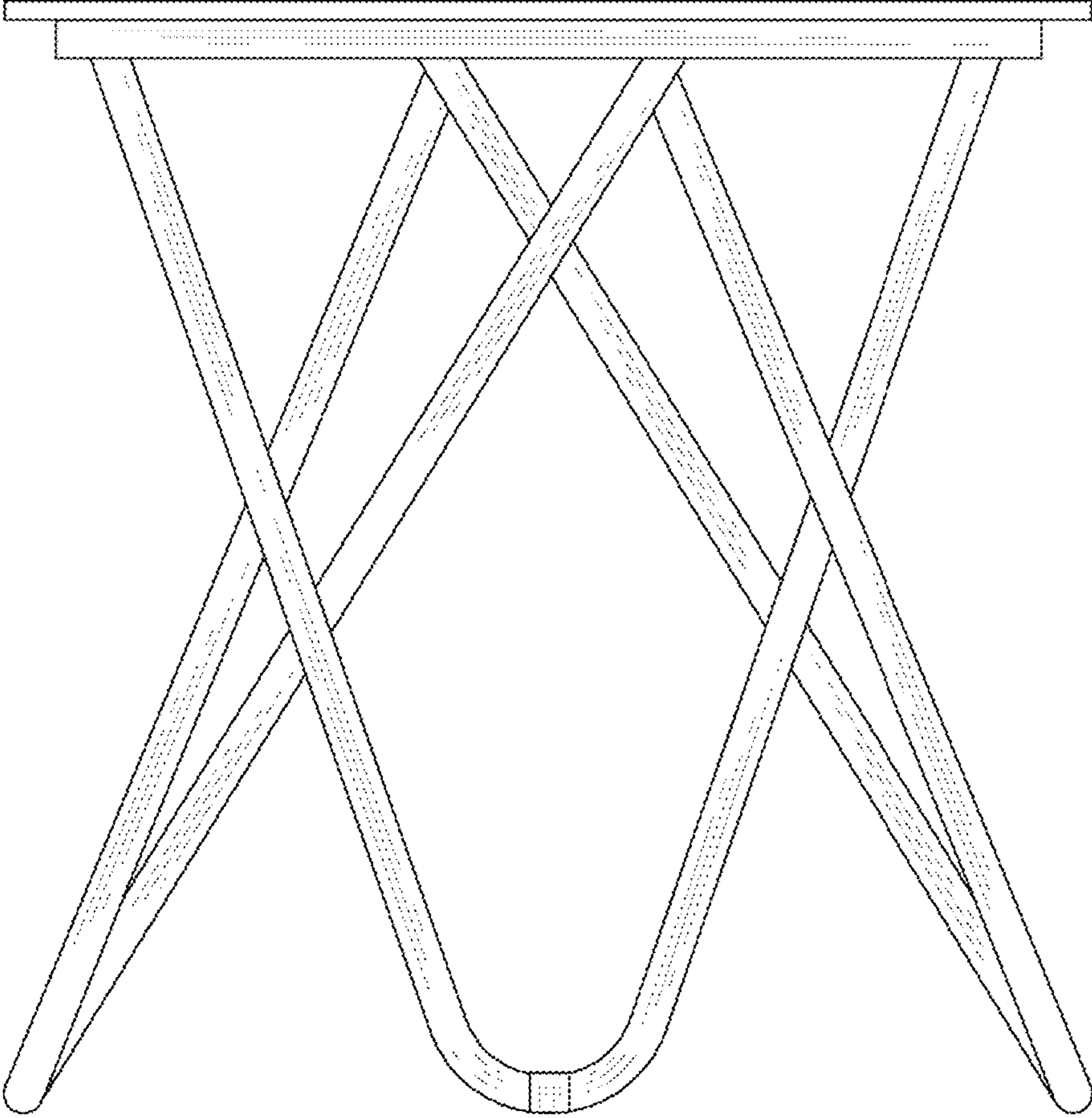


Fig.4




Fig.5

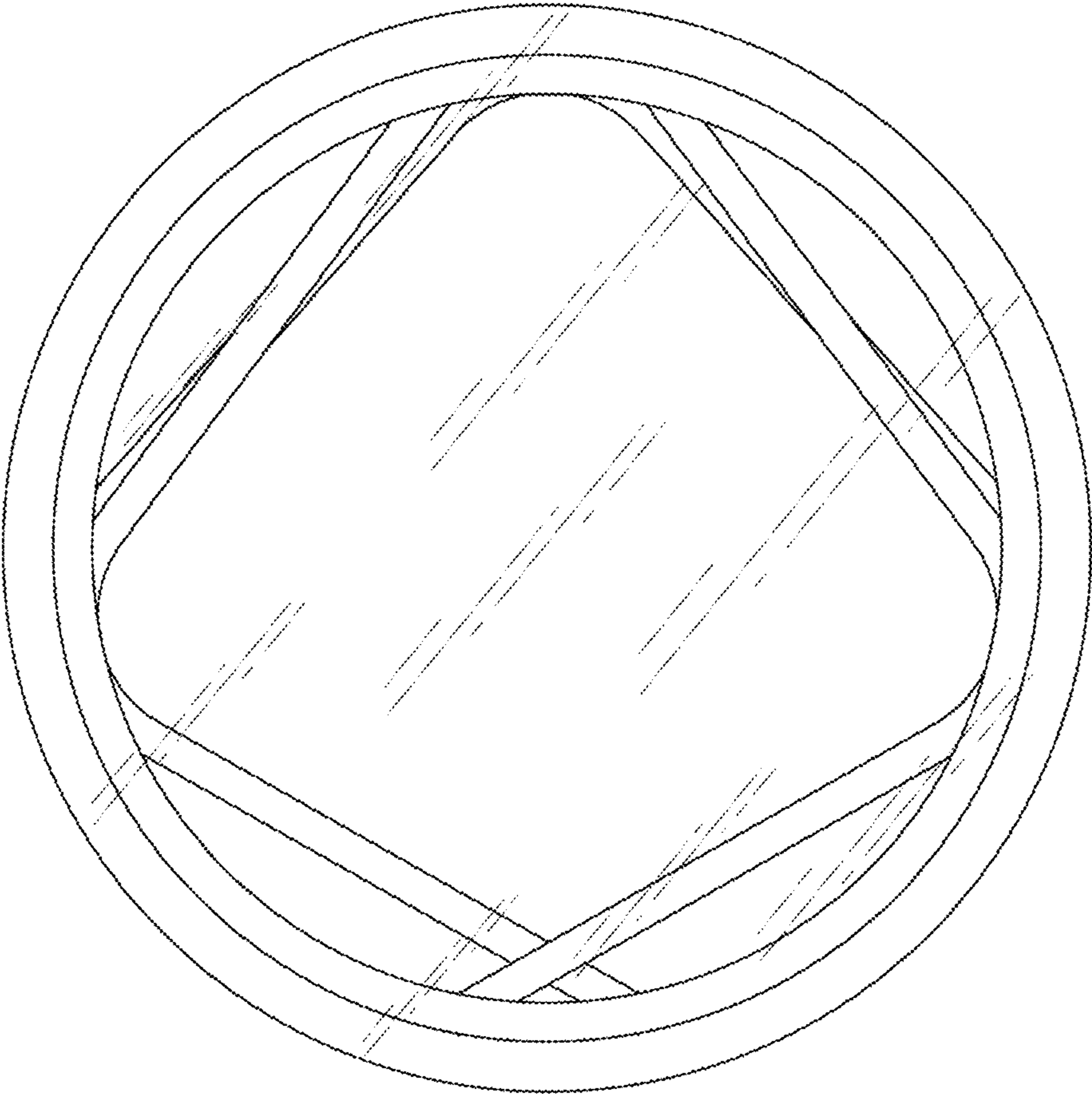


Fig.6

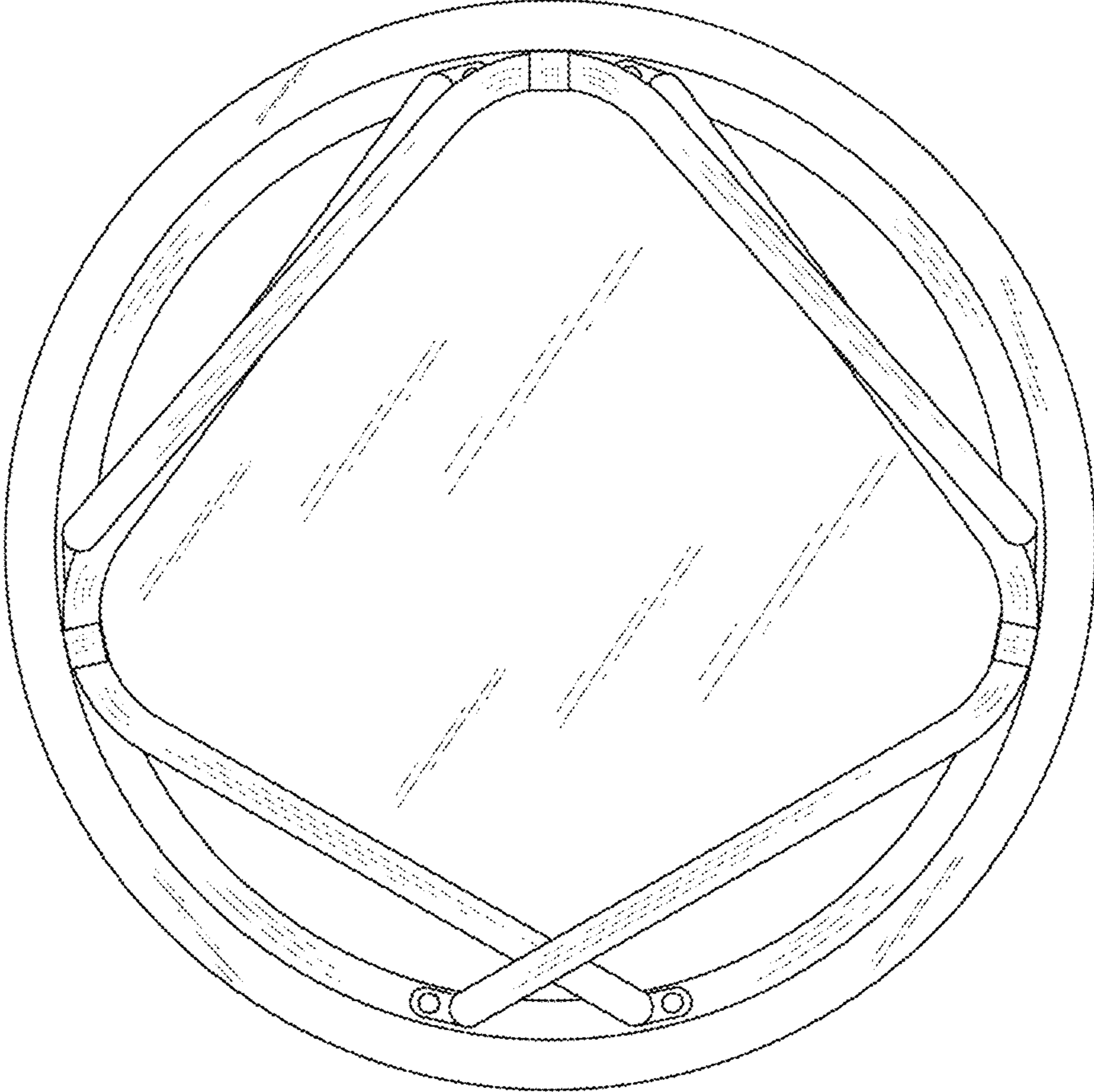


Fig.7