



US00D924532S

(12) **United States Design Patent**  
**Castro**

(10) **Patent No.:** **US D924,532 S**  
(45) **Date of Patent:** **\*\* Jul. 6, 2021**

- (54) **PALLET STABILIZER**
- (71) Applicant: **INTERNATIONAL PAPER COMPANY**, Memphis, TN (US)
- (72) Inventor: **Julio Cesar Mendoza Castro**, Sinaloa (MX)
- (73) Assignee: **INTERNATIONAL PAPER COMPANY**, Memphis, TN (US)

- 6,296,119 B1 10/2001 Wells
- D494,015 S 8/2004 Compagnucci
- 7,464,855 B2 12/2008 Glasgow
- D623,342 S \* 9/2010 Klu ..... D26/138
- 8,308,408 B2 11/2012 Gaudette
- 8,393,470 B2 3/2013 Philips
- D746,535 S 12/2015 Herbeck
- D746,546 S 1/2016 Rosenbaum
- D767,849 S 9/2016 Van De Mark

(Continued)

(\*\*) Term: **15 Years**

(21) Appl. No.: **29/687,347**

(22) Filed: **Apr. 12, 2019**

(51) **LOC (13) Cl.** ..... **12-05**

(52) **U.S. Cl.**  
USPC ..... **D34/35**

(58) **Field of Classification Search**  
USPC ..... D34/28, 29, 30, 31, 32, 33, 34, 35, 36,  
D34/37, 38; D25/119, 120, 122, 123,  
D25/124, 125, 126; D8/349, 354, 373,  
D8/377  
CPC ..... B65G 1/14; B65D 19/20; B65D 71/0088;  
B65D 71/0092; B65D 71/0096; B65D  
2519/00

See application file for complete search history.

(56) **References Cited**

**U.S. PATENT DOCUMENTS**

- 2,702,642 A \* 2/1955 Bensinger ..... B65D 71/0092  
254/2 R
- 2,805,104 A 9/1957 Johnson
- 3,384,229 A 5/1968 Kaschyk
- 3,453,973 A \* 7/1969 Vose Hamilton ..... B65D 19/20  
108/51.3
- 4,568,018 A 2/1986 Husnik
- 5,176,090 A 1/1993 Roberts
- 5,660,119 A 8/1997 Perkins
- 5,784,971 A 7/1998 Chang
- 6,273,329 B1 8/2001 Zavatore

**OTHER PUBLICATIONS**

G-Force Box Style Void Filler, announced 2020 [online], [site visited Mar. 5, 2020]. Available from internet, Url: <https://www.godunnage.com/Category/Fill> (Year: 2020).\*

(Continued)

*Primary Examiner* — George A Bugg  
*Assistant Examiner* — Tamara L Hahn  
(74) *Attorney, Agent, or Firm* — Bradley T. Ligibel;  
Thomas W. Ryan

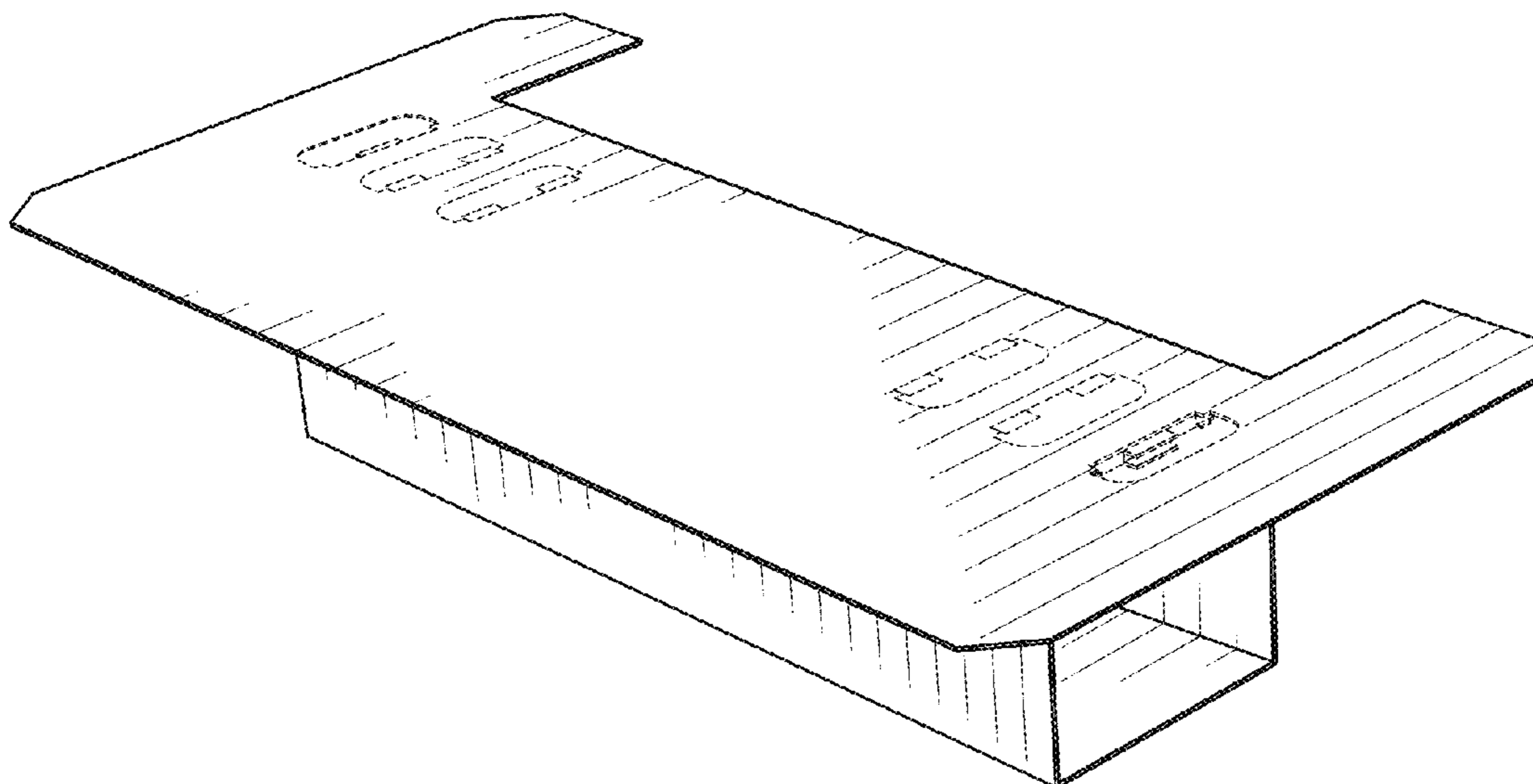
(57) **CLAIM**

The ornamental design for a pallet stabilizer, as shown and described.

**DESCRIPTION**

FIG. 1 is a perspective view of the top of the pallet stabilizer taken from the front and right side thereof;  
FIG. 2 is a perspective view of the top of the pallet stabilizer taken from the back and right side thereof;  
FIG. 3 is a top plan view thereof;  
FIG. 4 is a bottom plan view thereof;  
FIG. 5 is a back elevation view thereof;  
FIG. 6 is a front elevation view thereof;  
FIG. 7 is a right side elevation view thereof; and,  
FIG. 8 is a left side elevation view thereof.  
The broken lines in the drawings illustrate portions of the pallet stabilizer that form no part of the claimed design.

**1 Claim, 6 Drawing Sheets**



(56)

**References Cited**

U.S. PATENT DOCUMENTS

D800,988 S 10/2017 Van De Mark  
9,969,525 B2 5/2018 Longaphie  
9,969,545 B2 5/2018 O'Neil  
D835,301 S \* 12/2018 Lee ..... D25/124  
10,399,740 B2 \* 9/2019 Karimov ..... B65D 19/0016  
10,494,162 B1 12/2019 Jernigan  
10,556,719 B1 \* 2/2020 Castro ..... B65D 19/0026  
D879,326 S \* 3/2020 Hendry ..... D25/61  
D882,400 S 4/2020 Morrison  
10,633,140 B1 4/2020 Vergara  
D885,889 S 6/2020 Nelson  
10,800,314 B2 10/2020 Saer  
2003/0094124 A1 5/2003 Wishart  
2006/0076255 A1 4/2006 Bragadeste  
2009/0308289 A1 12/2009 Ferguson  
2011/0245059 A1 10/2011 Olvey  
2011/0248080 A1 10/2011 Timbrook  
2018/0141703 A1 5/2018 Herbeck  
2019/0106241 A1 4/2019 Yamazaki  
2020/0324962 A1 \* 10/2020 Castro ..... B65D 19/38

OTHER PUBLICATIONS

Void Filler, announced 2020 [online], [site visited Feb. 3, 2021],  
Available from internet, URL: [https://www.godunnage.com/Category/  
Fill](https://www.godunnage.com/Category/Fill) (Year: 2020).\*

\* cited by examiner

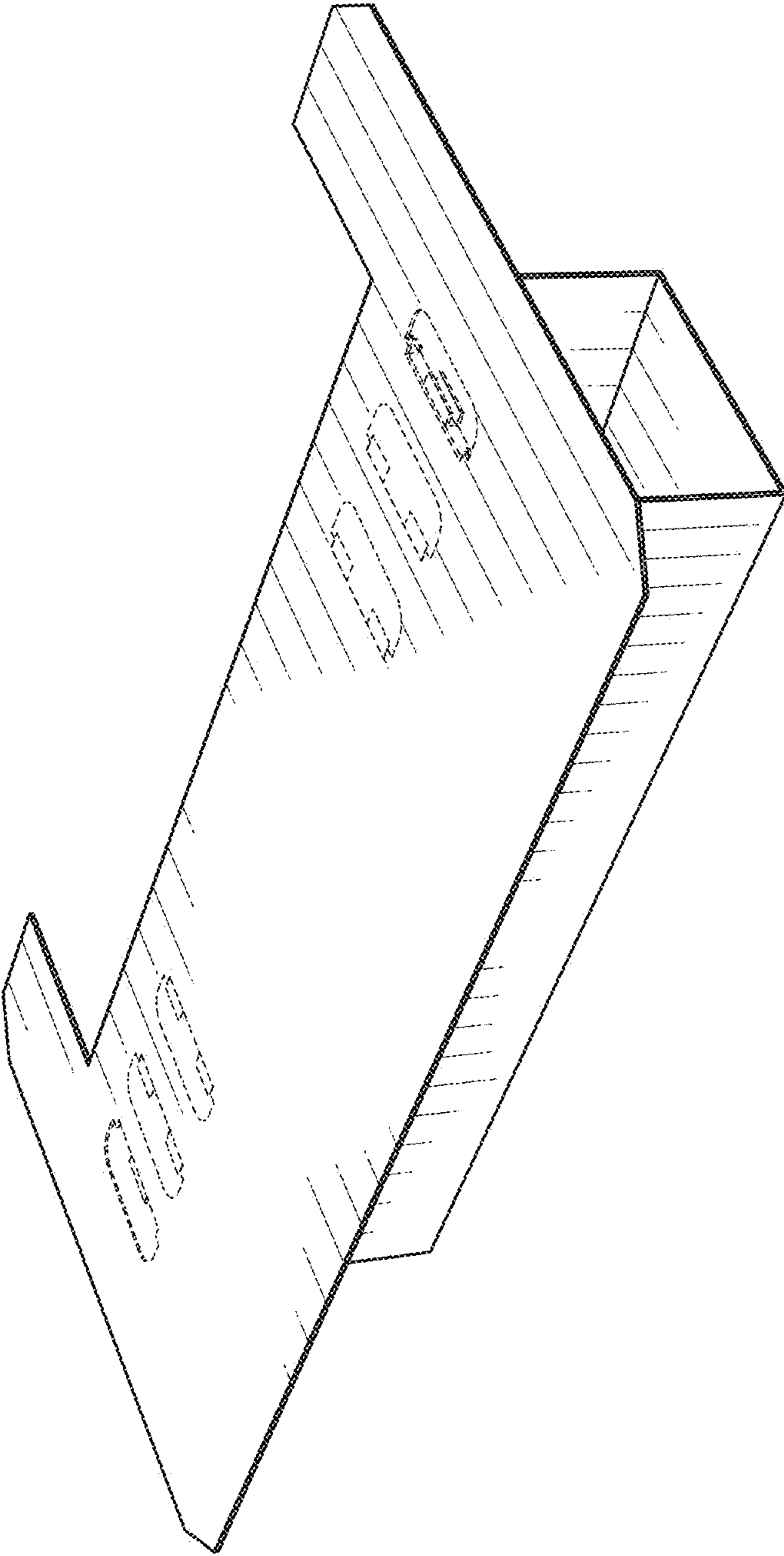


FIG. 1

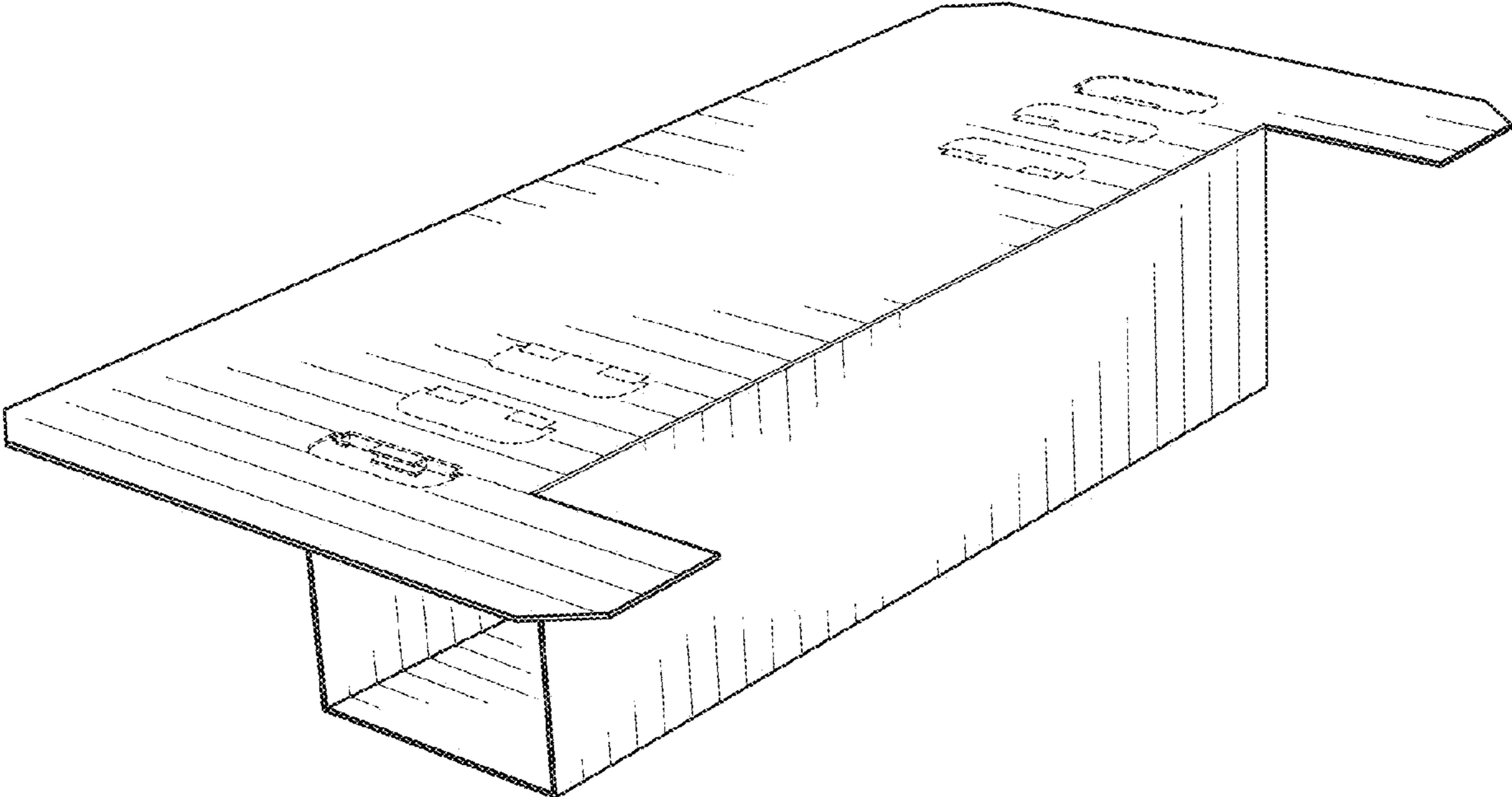


FIG. 2

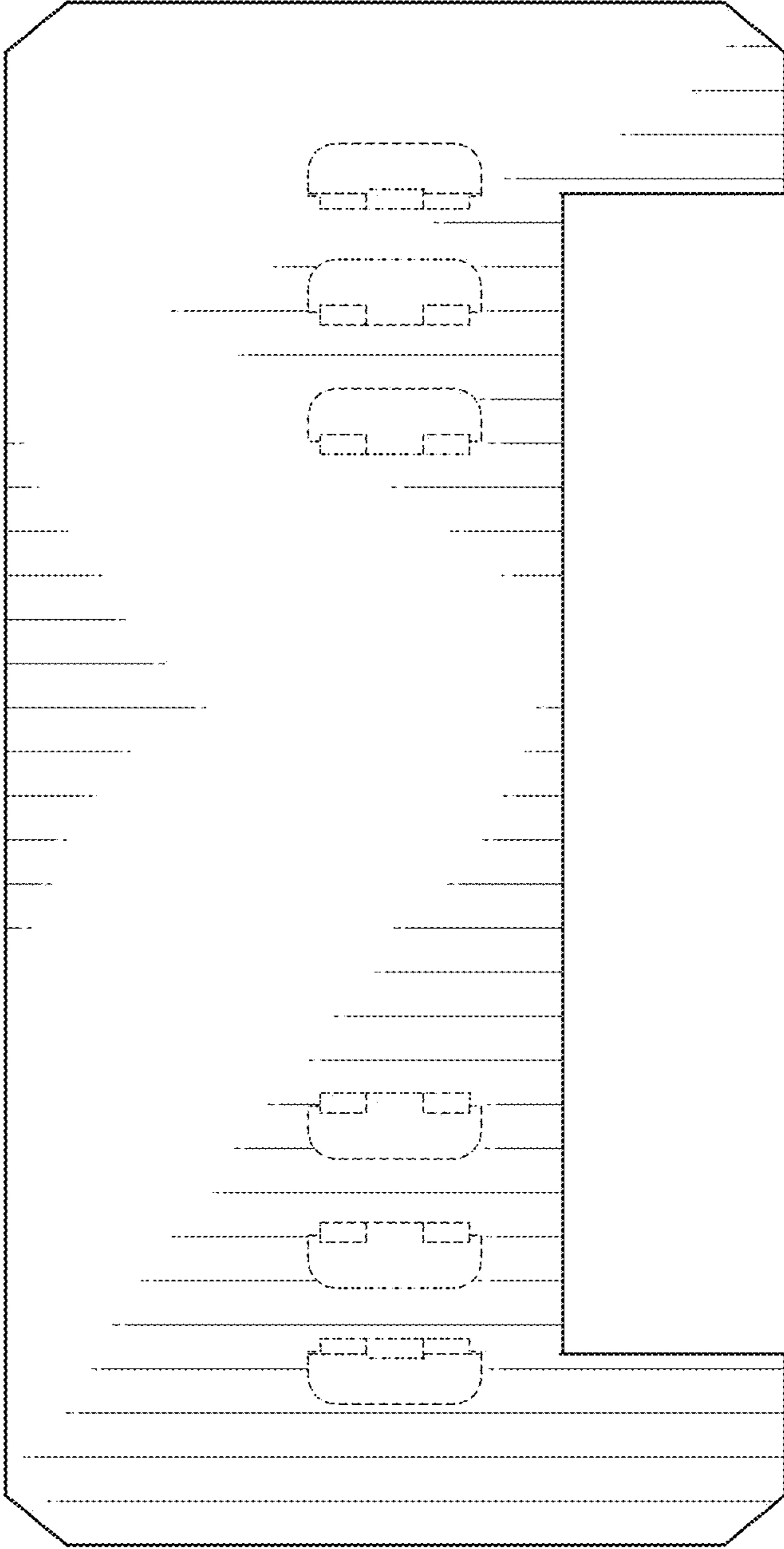


FIG. 3




FIG. 4

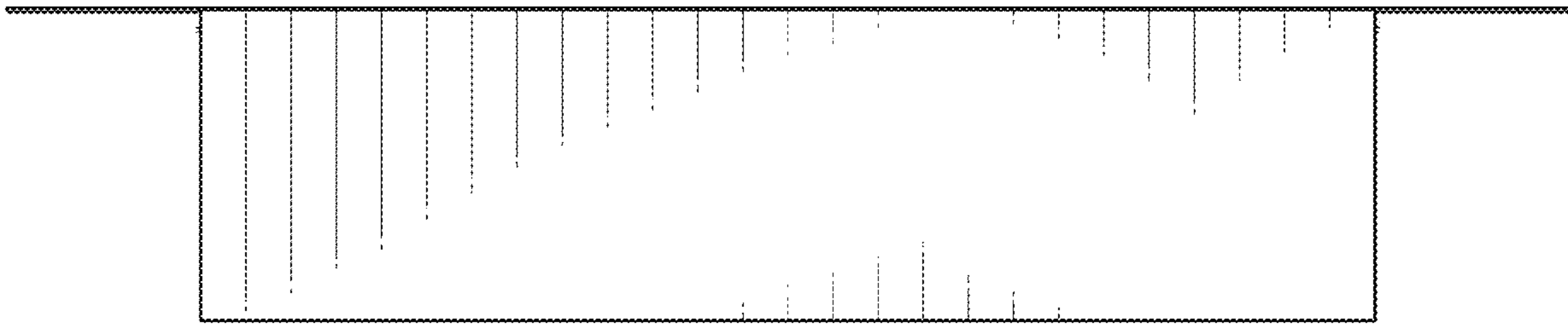


FIG. 5

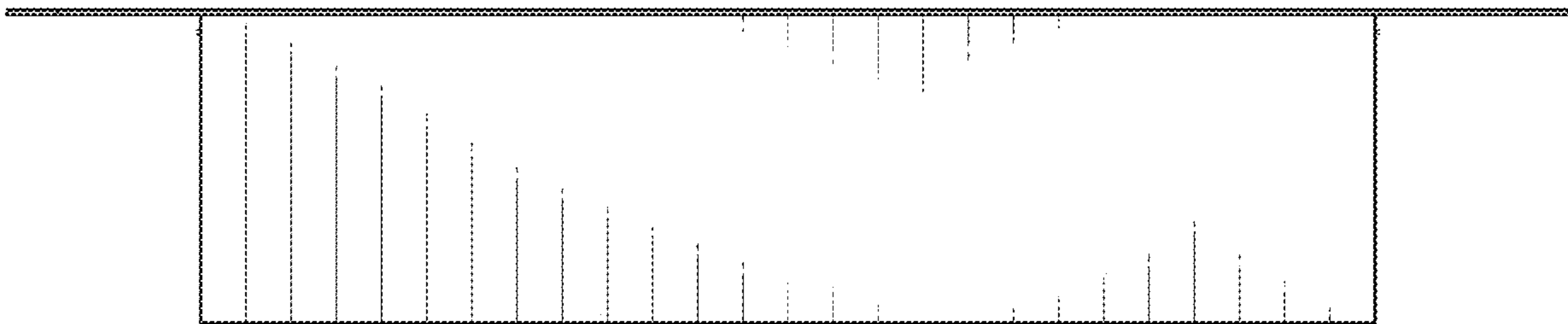


FIG. 6




FIG. 7




FIG. 8