

US00D924511S

(12) **United States Design Patent** (10) **Patent No.:** **US D924,511 S**
Weis et al. (45) **Date of Patent:** **** Jul. 6, 2021**

(54) **CLEANING BRUSHWARE**
(71) Applicant: **Carl Freudenberg KG**, Weinheim (DE)

D471,332 S * 3/2003 Haegermarck D32/31
6,530,106 B1 * 3/2003 Brundula A46B 13/001
15/179
D478,698 S * 8/2003 Mertes D32/31
(Continued)

(72) Inventors: **Norbert Weis**, Weinheim (DE);
Christian Stenglein, Frankfurt am Main (DE)

OTHER PUBLICATIONS

<https://www.amazon.com/Oyster-Clean-Replacement-Roller-Vacuum-Cleaner/dp/B07THWNWN5> (Year: 2020).*
(Continued)

(73) Assignee: **CARL FREUDENBERG KG**, Weinheim (DE)

(*) Notice: This patent is subject to a terminal disclaimer.

Primary Examiner — Michelle E. Wilson
Assistant Examiner — Richard E Yenchesky
(74) *Attorney, Agent, or Firm* — Leydig, Voit & Mayer, Ltd.

(**) Term: **15 Years**

(57) **CLAIM**

(21) Appl. No.: **29/681,423**

The ornamental design for a cleaning brushware, as shown and described.

(22) Filed: **Feb. 26, 2019**

(30) **Foreign Application Priority Data**

DESCRIPTION

Aug. 31, 2018 (EM) 005625738

(51) **LOC (13) Cl.** **15-05**

(52) **U.S. Cl.**
USPC **D32/31; D4/122**

(58) **Field of Classification Search**
USPC D4/122, 127, 128, 131, 132, 133, 138;
D30/160; D32/31
CPC . A46B 5/02; A46B 13/001; A47L 5/30; A47L 9/045; A47L 11/19; A47L 11/24; F16C 41/001; H01L 21/67057
See application file for complete search history.


FIG. 1 is a front view of the cleaning brushware showing a first embodiment of my new design;
FIG. 2 is a rear view thereof;
FIG. 3 is a right-side view thereof;
FIG. 4 is a left-side view thereof;
FIG. 5 is a top view thereof;
FIG. 6 is a bottom view thereof; and
FIG. 7 is a left-rear-top perspective view thereof;
FIG. 8 is a front view of the cleaning brushware showing a second embodiment of my new design;
FIG. 9 is a rear view thereof;
FIG. 10 is a right-side view thereof;
FIG. 11 is a left-side view thereof;
FIG. 12 is a top view thereof;
FIG. 13 is a bottom view thereof; and,
FIG. 14 is a left-rear-top perspective view thereof.
In FIGS. 8-14, the greyscale shading indicates color contrast. Any background or shadows visible in the figures form no part of the claimed design.

(56) **References Cited**

U.S. PATENT DOCUMENTS

D222,702 S * 12/1971 Schaefer D32/31
5,495,634 A * 3/1996 Brundula A47L 5/30
15/179
6,314,611 B1 * 11/2001 Sauers A47L 9/0455
15/376

1 Claim, 14 Drawing Sheets



(56)

References Cited

U.S. PATENT DOCUMENTS

D518,258	S *	3/2006	Hamm	D32/31
D647,265	S *	10/2011	Follows	D32/31
D680,287	S *	4/2013	Morgan	D32/31
D680,289	S *	4/2013	Gray	D32/31
D699,010	S *	2/2014	Gilbert, Jr.	D32/31
D716,510	S *	10/2014	Gilbert, Jr.	D32/31
D728,877	S *	5/2015	Therrien	D32/31
D747,052	S *	1/2016	Therrien	D32/31
D785,883	S *	5/2017	Wennerstrom	D32/31
D790,785	S *	6/2017	Courtney	D32/31
D796,134	S *	8/2017	LaBarbera	D32/31
D809,219	S *	1/2018	Wright	A46B 5/02 D30/160
9,883,779	B2 *	2/2018	Kasper	A47L 9/0477
D841,268	S *	2/2019	Ebrahimi Afrouzi	D32/31
D843,733	S *	3/2019	Chavana, Jr.	D4/128
D850,039	S *	5/2019	Dou	D32/31
D855,333	S *	8/2019	Ando	D4/128
D878,692	S *	3/2020	Bosyj	D32/31
2008/0244852	A1 *	10/2008	Alton	A46B 13/02 15/179
2017/0311767	A1 *	11/2017	Fang	A47L 11/19
2018/0168417	A1 *	6/2018	Goddard	A47L 11/24
2019/0122914	A1 *	4/2019	Eckstein	H01L 21/67057
2019/0145459	A1 *	5/2019	Magnusson	F16C 41/001 384/548

OTHER PUBLICATIONS

https://www.amazon.com/dp/B083FBNMYB/ref=sspa_dk_detail_6 (Year: 2020).*

* cited by examiner




FIG. 1




FIG. 2




FIG. 3




FIG. 4




FIG. 5




FIG. 6




FIG. 7




FIG. 8




FIG. 9




FIG. 10




FIG. 11




FIG. 12




FIG. 13




FIG. 14