

US00D924476S

(12) **United States Design Patent** (10) **Patent No.:** **US D924,476 S**
Li (45) **Date of Patent:** **** Jul. 6, 2021**

(54) **ATOMIZING DEVICE**

(71) Applicant: **Shenzhen Smoore Technology Limited**, Guandong (CN)

(72) Inventor: **Kui Li**, Shenzhen (CN)

(73) Assignee: **SHENZHEN SMOORE TECHNOLOGY LIMITED**, Shenzhen (CN)

(**) Term: **15 Years**

(21) Appl. No.: **29/717,118**

(22) Filed: **Dec. 15, 2019**

(30) **Foreign Application Priority Data**

Sep. 5, 2019 (CN) 201930488992.0

(51) **LOC (13) Cl.** **27-02**

(52) **U.S. Cl.**
USPC **D27/162**

(58) **Field of Classification Search**

USPC D27/100, 101, 162, 163, 164, 165, 166,
D27/167, 168, 169, 170, 171, 172, 173,
D27/174, 175, 176, 177, 178, 179, 180,
D27/181, 182, 183, 184, 185, 186, 187,
D27/188, 189, 190, 191, 192, 193;
D28/91.1; D23/360, 362; D24/110,
D24/110.4, 110.5, 110.6, 113

CPC A24F 40/10; A24F 47/008; A24F 40/485;
A24F 40/46; A24F 40/44; A24F 47/00;
A24F 40/40; A24F 40/42; A24F 15/015;
A24F 40/05; A24F 40/49; A24F 47/002;
A24F 40/48; A24F 40/70; A24F 7/00;
A24F 40/60; A24F 40/20; A24F 7/02;
A24F 40/50; A24F 47/004; A24F 1/00;
A24F 1/32; A24F 40/00; A24F 40/30;
A24F 40/465; A24F 40/51; A24F 42/00;
A24F 40/57; A24F 40/53; A24F 40/95;
A24F 42/60; A24F 13/00; A24F 13/14;
A24F 15/01; A24F 15/12; A24F 15/14;
A24F 15/18; A24F 1/02; A24F 2700/03;

A24F 42/20; A24F 40/65; A24F 40/85;
A24F 40/90; A61M 11/042; A61M 15/06;
A61M 2205/8206; A61M 2205/3653;
A61M 15/002; A61M 11/041; A61M
15/0001; A61M 15/0085; A61M
2205/3368; A61M 11/001; A61M 11/04;
A61M 11/044; A61M

(Continued)

(56) **References Cited**

U.S. PATENT DOCUMENTS

D779,719 S * 2/2017 Qiu D27/101
D819,263 S * 5/2018 Zhu D27/101

(Continued)

Primary Examiner — Marissa J Cash
Assistant Examiner — William B Melliar

(57) **CLAIM**

The ornamental design for an atomizing device, as shown and described.


DESCRIPTION

FIG. 1 is a perspective view of an atomizing device;
FIG. 2 is another perspective view thereof;
FIG. 3 is a front elevational view thereof;
FIG. 4 is a rear elevational view thereof;
FIG. 5 is a left side elevational view thereof;
FIG. 6 is a right side elevational view thereof;
FIG. 7 is an enlarged top plan view thereof;
FIG. 8 is an enlarged bottom plan view thereof; and,
FIG. 9 is an enlarged view of area 9 circumscribed in FIG. 6.

The broken lines consisting of evenly spaced short dash lines in the drawings depict portions of the atomizing device that form no part of the claimed design.

The broken lines consisting of long and short dash lines in the drawings depict the boundaries of the enlarged views and form no part of the claimed design.

1 Claim, 9 Drawing Sheets



(58) **Field of Classification Search**

CPC 15/0015; A61M 15/0021; A61M 15/0028;
 A61M 15/0091; A61M 15/0095; A61M
 16/0808; A61M 2205/0211; A61M
 2205/0238; A61M 2205/0272; A61M
 2205/123; A61M 2205/3334; A61M
 2205/58; A61M 2205/7536; A61M
 15/0033; A61M 15/0066; A61M 16/024;
 A61M 16/026; A61M 16/04; A61M
 16/06; A61M 16/107; A61M 16/14;
 A61M 16/161; A61M 2202/0007; A61M
 2202/04; A61M 2205/07; A61M
 2205/3327; A61M 2205/3569; A61M
 2205/6045; A61M 2205/6054; A61M
 2205/6072; A61M 2205/70; A61M
 2205/8262; A61M 2206/14; A61M
 2206/16; A61M 2206/18; A61M 2207/00;
 A61M 2209/082; A61M 15/0008; A61M
 15/0016; A61M 15/0036; A61M 15/0041;
 A61M 15/0043; A61M 15/0045; A61M
 15/0048; A61M 15/0083; A61M 15/02;
 A61M 16/0066; A61M 16/0627; A61M
 16/147; A61M 16/201; A61M 2016/0015;
 A61M 2202/062; A61M 2205/075; A61M
 2205/10; A61M 2205/128; A61M
 2205/21; A61M 2205/273; A61M
 2205/276; A61M 2205/3306; A61M
 2205/3372; A61M 2205/583; A61M
 2205/75; A61M 2205/7545; A61M
 2205/8225; A61M 2205/8237; A61M
 2205/8268; A61M 2205/84; A61M
 2209/06; A61M 2209/10; A61M
 2210/0612; A61M 2210/0618; A61M
 2210/1039; A61M 2250/00; A61M
 11/005; A61M 15/009; A61M 15/025;

A61M 15/00; A61M 15/0086; A61M
 11/02; A61M 2016/0021; A61M
 2202/064; A61M 11/06; A61M 11/00;
 A61M 11/007; A61M 15/0018; A61M
 15/0065; A61M 15/008; A61M 16/20;
 A61M 2016/0027; A61M 2205/3331;
 A61M 2205/368; A61M 2205/50; A61M
 11/003; A61M 15/0003; A61M 16/08;
 A61M 16/0833; A61M 2202/0468; A61M
 16/0858; A61M 16/1065; A61M 16/16;
 A61M 16/208; A61M 2016/0024; A61M
 2016/0036; A61M 2016/0039; A61M
 2205/3561; A61M 2205/362; A61M
 2205/52; A61M 2206/10; A61M 11/002;
 A61M 11/006; A61M 11/08; A61M
 15/0005; A61M 15/0031; A61M 2205/18;
 A61M 2205/3317; A61M 2205/3386;
 A24B 15/167; A24B 15/16; A61L
 2209/11; A61L 2209/133; A61L 9/032;
 A61L 9/037; A24D 3/043; A24D 3/046;
 A24D 3/18

See application file for complete search history.

(56)

References Cited

U.S. PATENT DOCUMENTS

D822,273	S	*	7/2018	Bagai	D27/194
D832,500	S	*	10/2018	Qiu	D27/162
D843,562	S	*	3/2019	Eitzman	D24/110.6
D850,712	S	*	6/2019	Fornarelli	D27/162
D861,973	S	*	10/2019	Qiu	D27/101
D868,542	S	*	12/2019	Larsen	D7/598
D875,306	S	*	2/2020	Pan	D27/167
D892,395	S	*	8/2020	Bagai	D27/101
D902,474	S	*	11/2020	Chen	D27/101

* cited by examiner

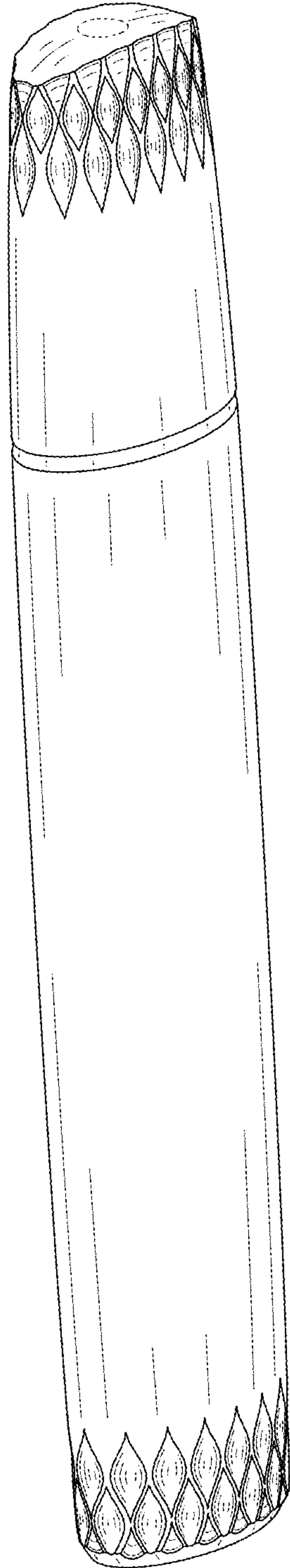


FIG. 1

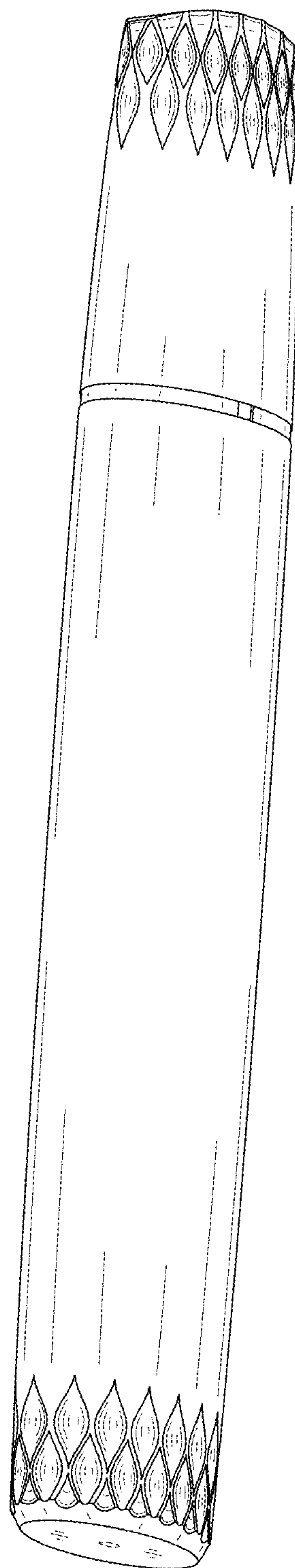


FIG. 2




FIG. 3




FIG. 4




FIG. 5

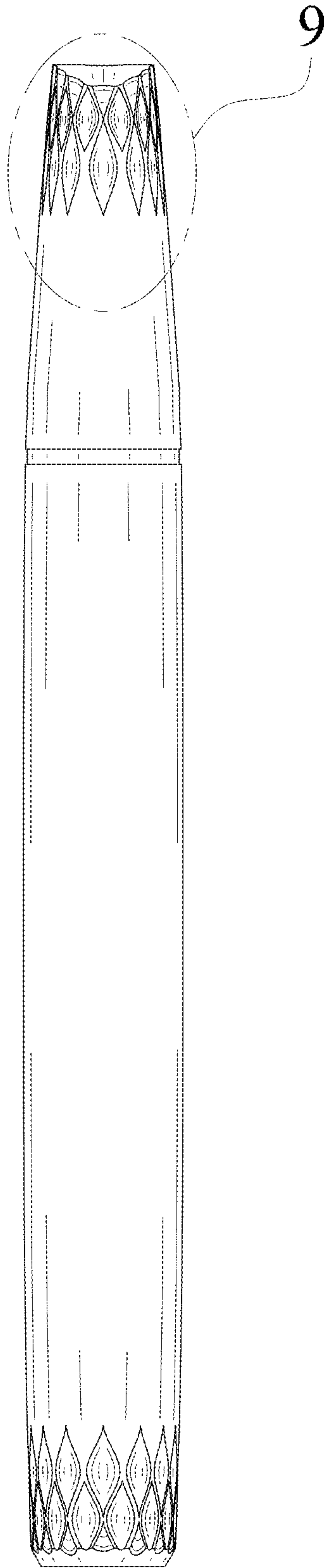


FIG. 6

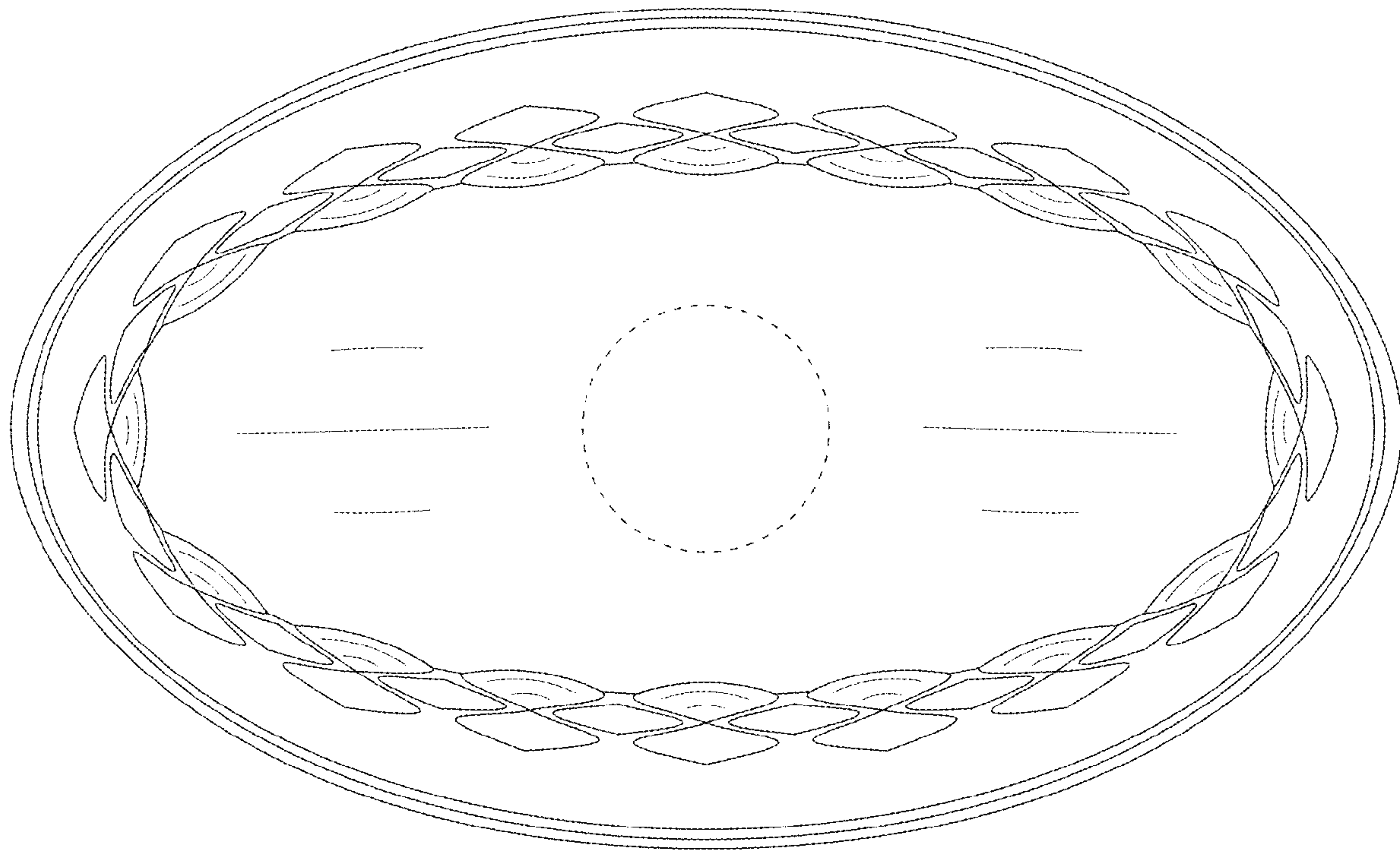


FIG. 7

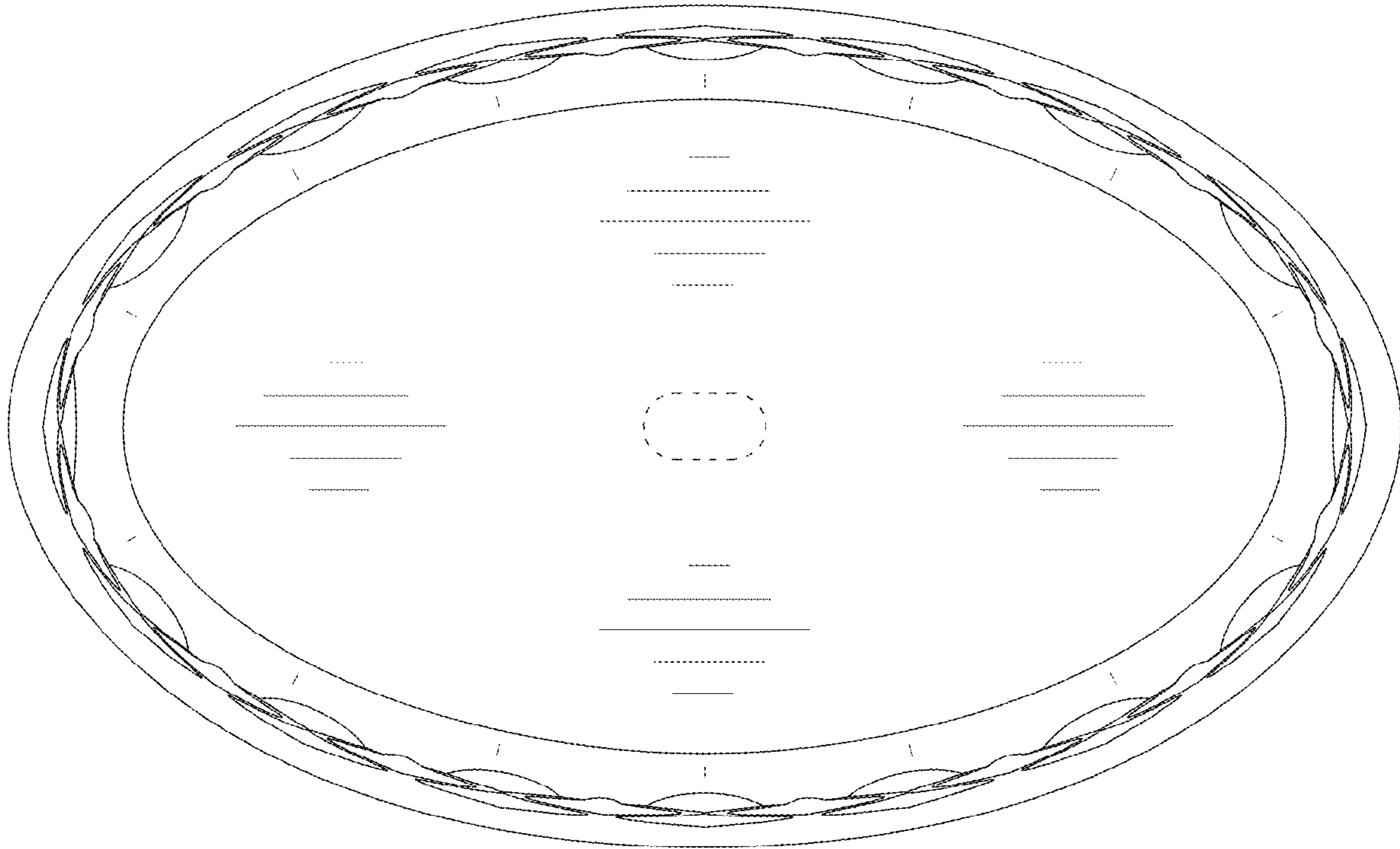


FIG. 8

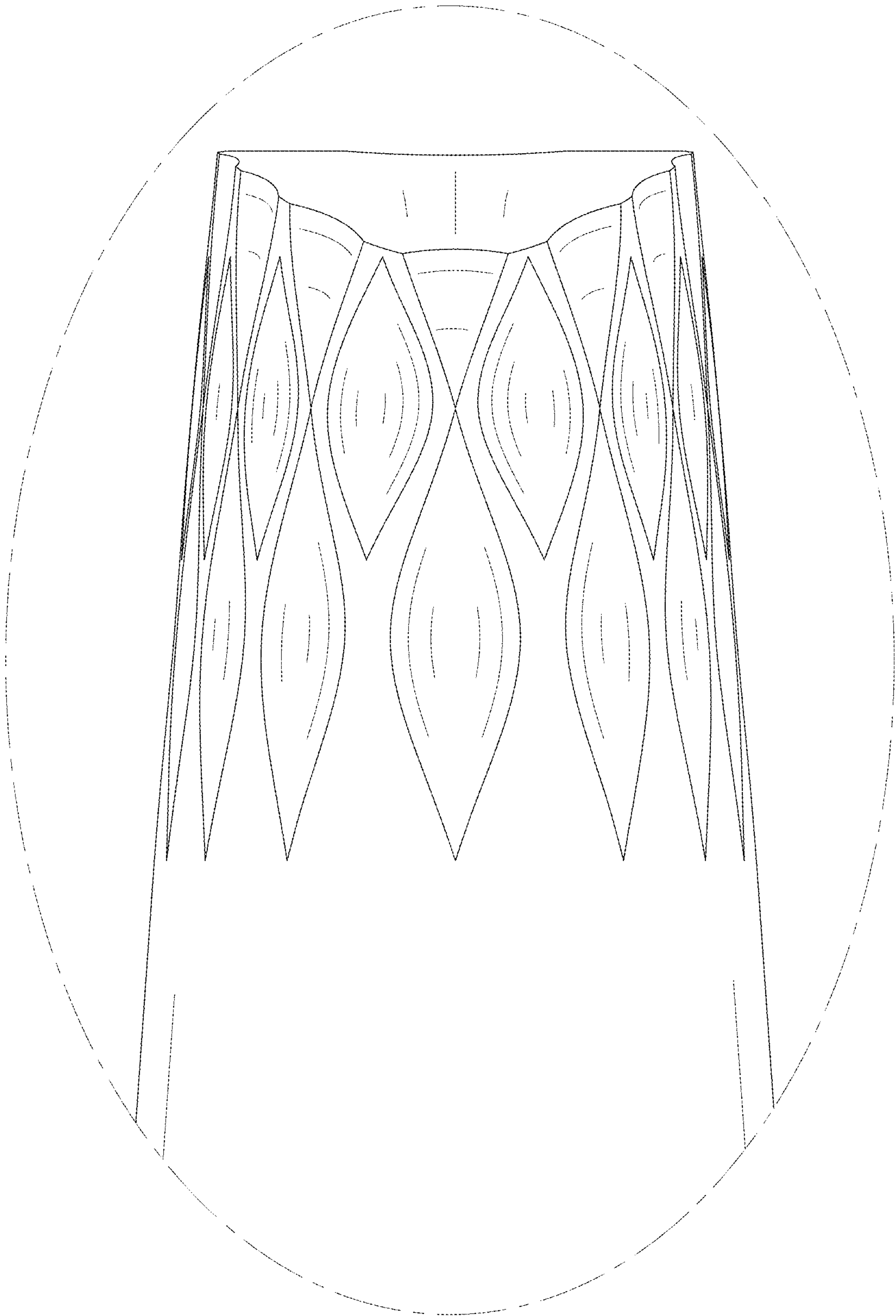


FIG. 9