



US00D924470S

(12) **United States Design Patent** (10) **Patent No.:** **US D924,470 S**  
**Hsiao** (45) **Date of Patent:** **\*\* Jul. 6, 2021**

(54) **LIGHTBAR**  
(71) Applicant: **Juluen Enterprise Co. Ltd.**, New Taipei (TW)  
(72) Inventor: **Chuan-Han Hsiao**, Taipei (TW)  
(73) Assignee: **JULUEN ENTERPRISE CO., LTD.**, New Taipei (TW)  
(\*\*) Term: **15 Years**  
(21) Appl. No.: **29/726,514**  
(22) Filed: **Mar. 3, 2020**  
(51) **LOC (13) Cl.** ..... **26-05**  
(52) **U.S. Cl.**  
USPC ..... **D26/141**  
(58) **Field of Classification Search**  
USPC ..... D26/76, 78, 79, 80, 81, 82, 83, 85, 86, D26/88, 90, 113, 118, 119, 120, 121, 122, D26/138, 139, 140, 141, 142  
CPC ..... F21S 2/00; F21S 4/00; F21S 4/003; F21S 4/005; F21S 4/006; F21S 4/007; F21S 4/008; F21S 6/00; F21S 8/00; F21S 8/024; F21S 8/026; F21S 8/031; F21S 8/033; F21S 8/035-037; F21S 8/04; F21S 8/043; F21S 8/063  
See application file for complete search history.

9,279,553 B1 \* 3/2016 Scribante ..... F21S 8/026  
D780,363 S \* 2/2017 Scribante ..... D26/76  
D784,594 S \* 4/2017 Stolte ..... D26/76  
D818,175 S \* 5/2018 Scribante ..... D26/76  
D819,861 S \* 6/2018 Scribante ..... D26/76  
D861,948 S \* 10/2019 Xu ..... D26/76  
2008/0080196 A1 \* 4/2008 Ruud ..... F21V 23/02  
362/373  
2011/0199760 A1 \* 8/2011 Nourishad ..... F21V 11/02  
362/225  
2012/0176784 A1 \* 7/2012 Peifer ..... F21S 8/04  
362/217.05  
2013/0294072 A1 \* 11/2013 Miller ..... F21V 13/04  
362/235  
2014/0376227 A1 \* 12/2014 Schubert ..... F21V 17/107  
362/249.02  
2015/0055353 A1 \* 2/2015 Hutchens ..... F16M 13/02  
362/370

\* cited by examiner

*Primary Examiner* — Mark A Goodwin  
*Assistant Examiner* — Benjamin M Weeks

(57) **CLAIM**

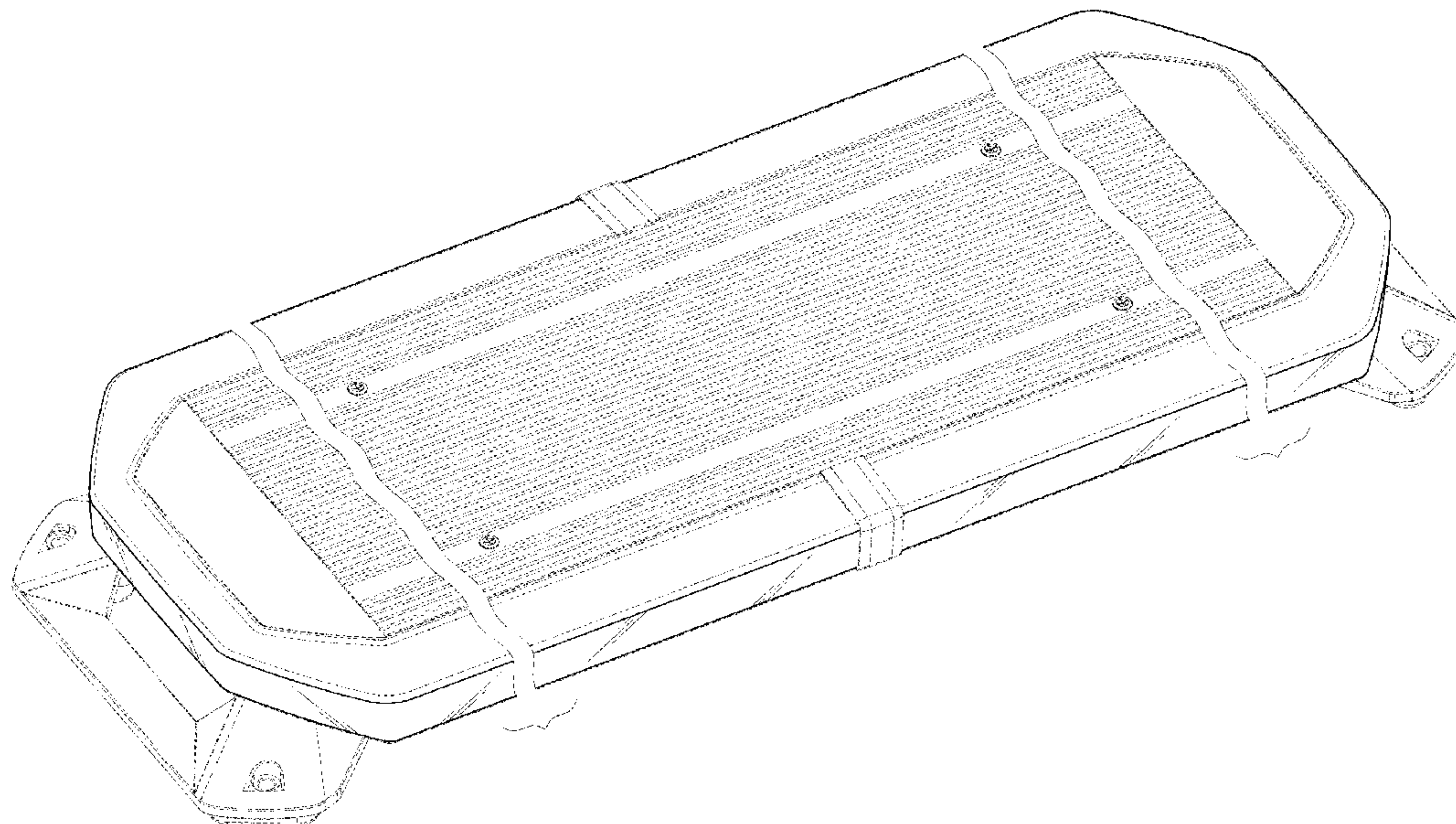
The ornamental design for a lightbar, as shown and described.

**DESCRIPTION**

FIG. 1 is a perspective view of a lightbar showing my new design;  
FIG. 2 is a front view thereof, the rear view being mirror symmetrical;  
FIG. 3 is a right view thereof, the left view being mirror symmetrical; and,  
FIG. 4 is a top view thereof, the bottom elevational view being unornamented and thus not shown or claimed.  
The broken lines depict portions of the lightbar that form no part of the claimed design.  
The separation and bracket indicate, for ease of illustration, that the precise length of the lightbar is not claimed.

**1 Claim, 4 Drawing Sheets**

(56) **References Cited**  
U.S. PATENT DOCUMENTS  
D192,745 S \* 5/1962 Guth ..... D26/76  
D632,004 S \* 2/2011 Waldmann ..... D26/88  
D650,509 S \* 12/2011 Wegger ..... D26/90  
8,556,451 B1 \* 10/2013 Wilkinson ..... F21V 21/005  
362/217.05  
D703,858 S \* 4/2014 Miller ..... D26/76  
D716,489 S \* 10/2014 O'Leary ..... D26/90  
9,052,075 B2 \* 6/2015 Demuyneck ..... F21V 7/005





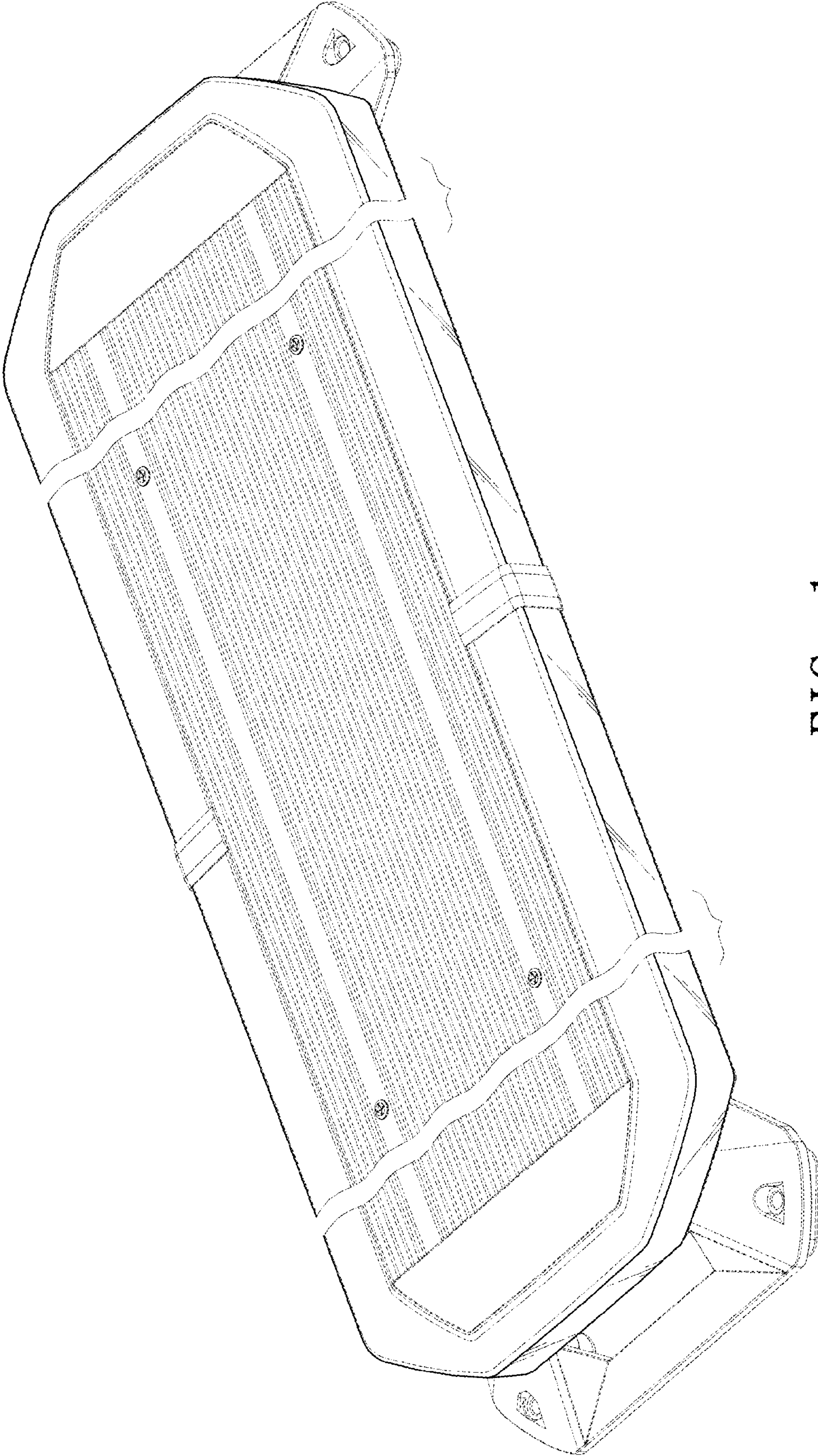


FIG. 1

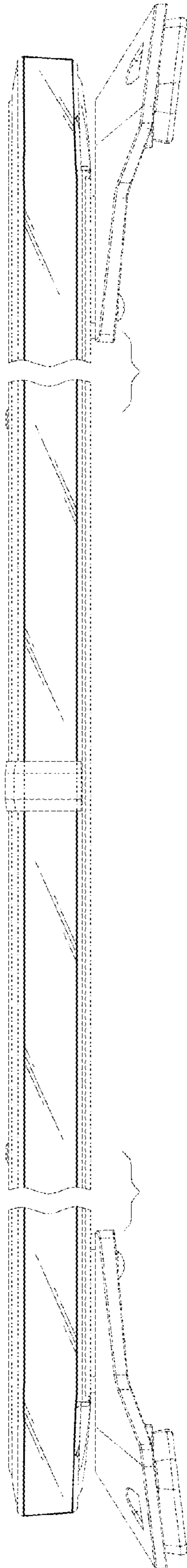


FIG. 2

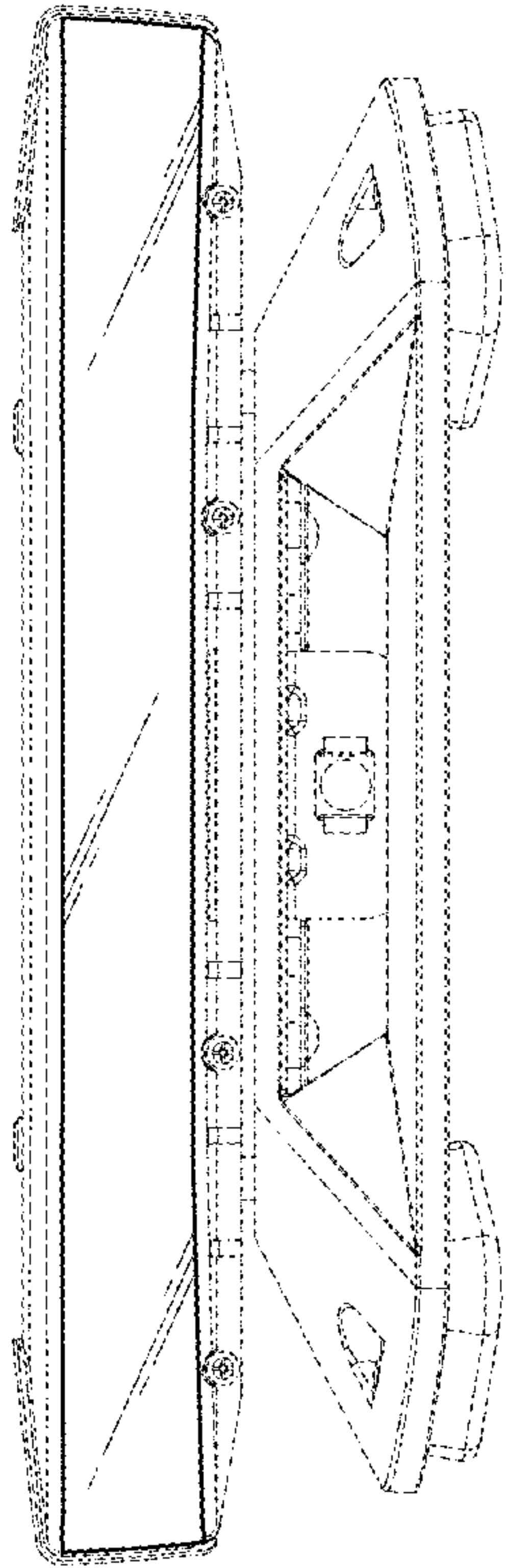


FIG. 3






FIG. 4