

US00D924464S

(12) **United States Design Patent** (10) **Patent No.:** **US D924,464 S**
Egbert et al. (45) **Date of Patent:** **** Jul. 6, 2021**

(54) **TABLE TOP LIGHT**
(71) Applicant: **Jasco products company LLC**,
Oklahoma City, OK (US)
(72) Inventors: **Ryan Egbert**, Edmond, OK (US); **Phil Cascia**, Edmond, OK (US)
(73) Assignee: **Jasco Products Company LLC**,
Oklahoma City, OK (US)
(**) Term: **15 Years**
(21) Appl. No.: **29/709,188**
(22) Filed: **Oct. 11, 2019**
(51) **LOC (13) Cl.** **26-05**
(52) **U.S. Cl.**
USPC **D26/93**
(58) **Field of Classification Search**
USPC D26/24, 26, 51, 61, 72, 93, 94, 98, 104,
D26/106, 108, 110, 112, 118; D10/107,
D10/114.1; 362/186, 197
CPC ... F21V 7/00; F21V 7/04; F21V 7/043; F21V
7/045; F21V 7/046; F21V 15/00; F21V
15/01; F21V 37/0095; F21V 21/00; F21V
21/30; F21S 6/00; F21S 6/002; F21S
6/003; F21S 6/004; F21S 6/005; F21S
6/006; F21S 6/007; F21S 6/008; F21S
9/00; F21S 9/022; F21W 2131/30
See application file for complete search history.

(56) **References Cited**
U.S. PATENT DOCUMENTS
D294,180 S 2/1988 Johnson et al.
D352,126 S 11/1994 Ruud et al.
D443,383 S 6/2001 Shih
D561,925 S * 2/2008 Levine D26/72
D564,124 S 3/2008 Dickson
D596,978 S 6/2009 Lando et al.
D620,185 S 7/2010 Schmitt et al.

D629,150 S 12/2010 Douloubakas
D633,237 S * 2/2011 Wang D26/26
D639,985 S * 6/2011 Stolte D26/26
D646,006 S * 9/2011 Stolte D26/26
D690,455 S * 9/2013 Hagenauer D26/93
D693,515 S * 11/2013 Muller D26/93
D735,875 S * 8/2015 Hagenauer D24/210
D736,943 S * 8/2015 Hagenauer D24/210
D761,471 S 7/2016 Hoffmann
D775,398 S 12/2016 Warden et al.
D789,591 S 6/2017 Couture et al.
D796,725 S 9/2017 Recker et al.
D798,491 S * 9/2017 Kelly D26/104
D858,861 S * 9/2019 Lin D26/108
D866,815 S * 11/2019 Wang D26/24
D878,639 S * 3/2020 Luo D26/24
D889,012 S * 6/2020 Lin D26/51

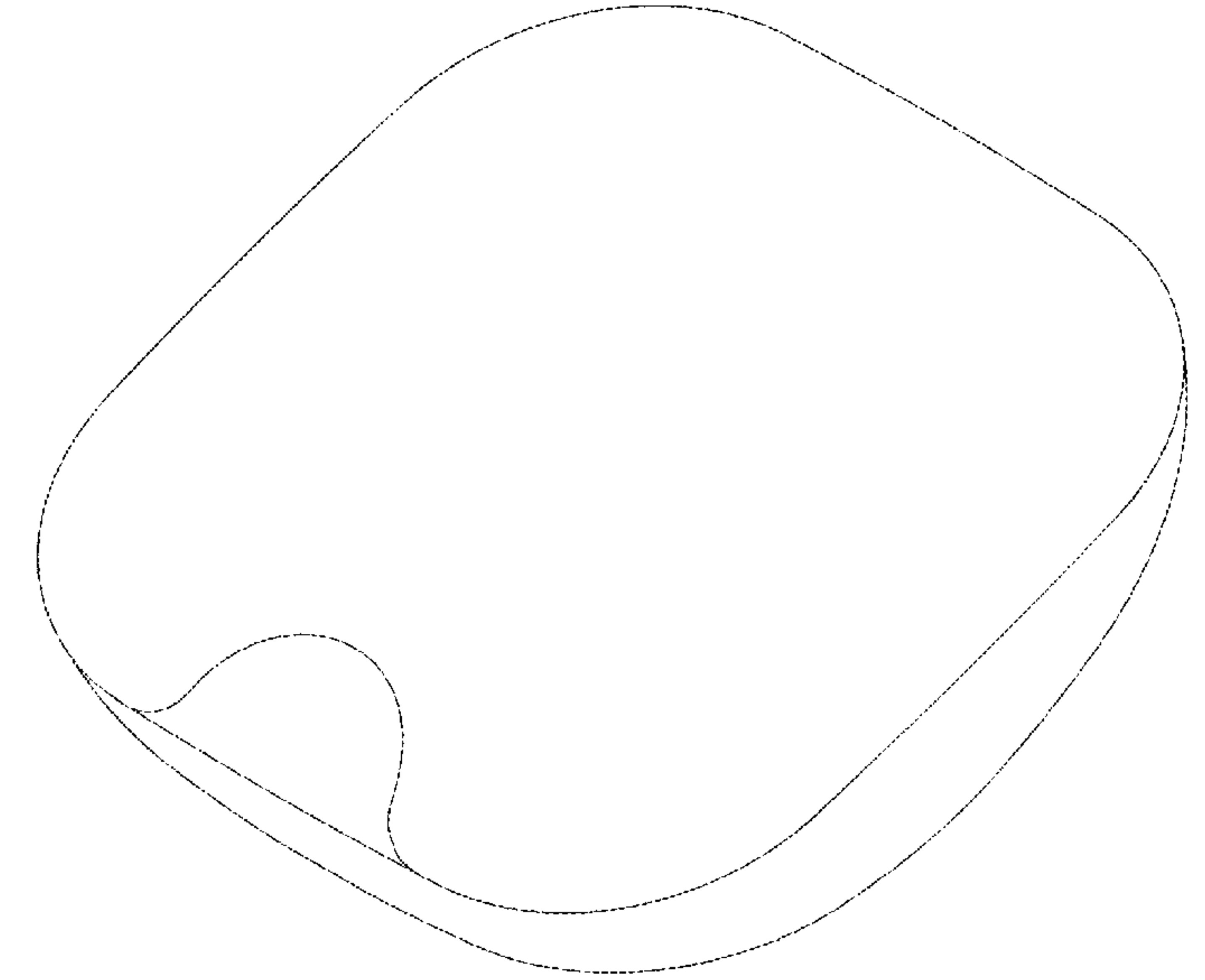
(Continued)

Primary Examiner — Wan Laymon
Assistant Examiner — Clint A Samuel
(74) *Attorney, Agent, or Firm* — Bruce P. LaBrie;
Resolution Legal Group

(57) **CLAIM**
The ornamental design for a table top light, as shown and described.

DESCRIPTION
FIG. 1 is a front elevational view of a table top light showing our new design;
FIG. 2 is a top view thereof;
FIG. 3 is a rear elevational view thereof;
FIG. 4 is a bottom view thereof;
FIG. 5 is a left elevational view thereof;
FIG. 6 is a right elevational view thereof;
FIG. 7 is a perspective view thereof; and,
FIG. 8 is a perspective view thereof.
The structural features depicted by broken lines have been shown for the purpose of illustrating portions of the table top light that form no part of the claimed design.

1 Claim, 4 Drawing Sheets



(56)

References Cited

U.S. PATENT DOCUMENTS

D892,363	S	*	8/2020	Liu	D26/24
D893,060	S	*	8/2020	Israni	D26/24
D900,353	S	*	10/2020	Yi	D26/24
D905,318	S	*	12/2020	Cui	D26/106
D906,568	S	*	12/2020	Wu	D26/72
D906,569	S	*	12/2020	Wu	D26/72
D908,932	S	*	1/2021	Richardson	D26/24

* cited by examiner

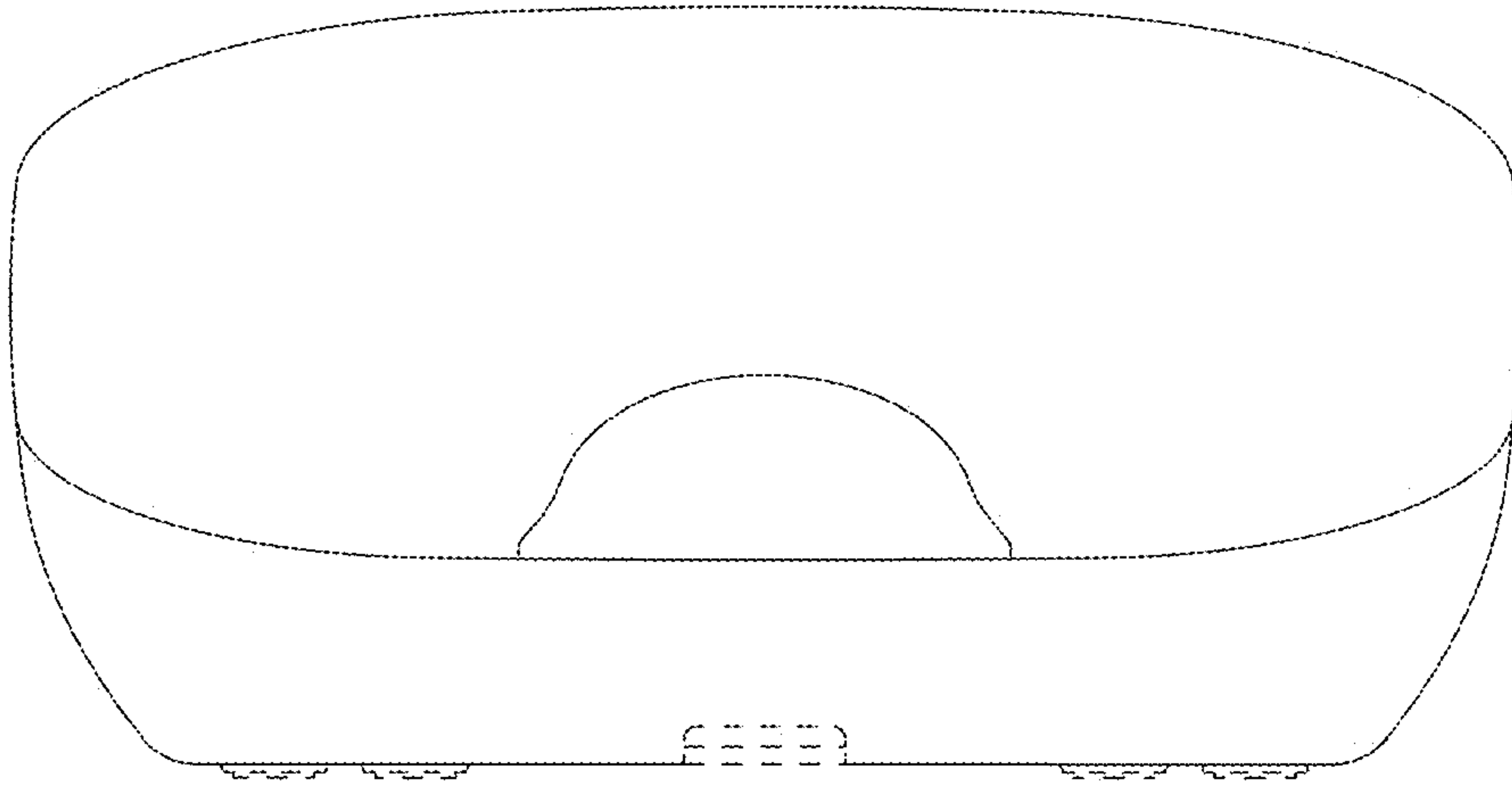


FIG. 1




FIG. 2




FIG. 3

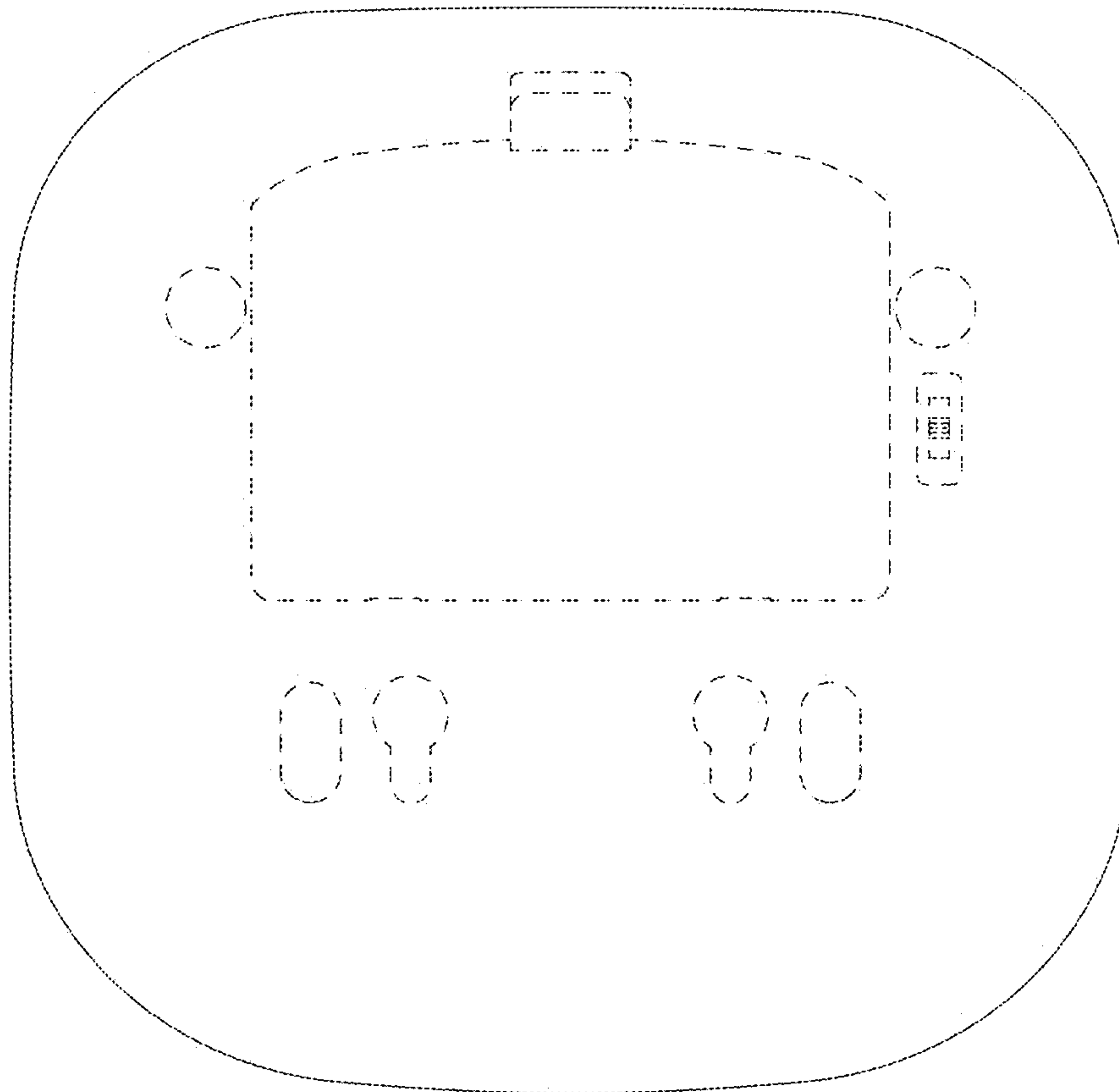


FIG. 4

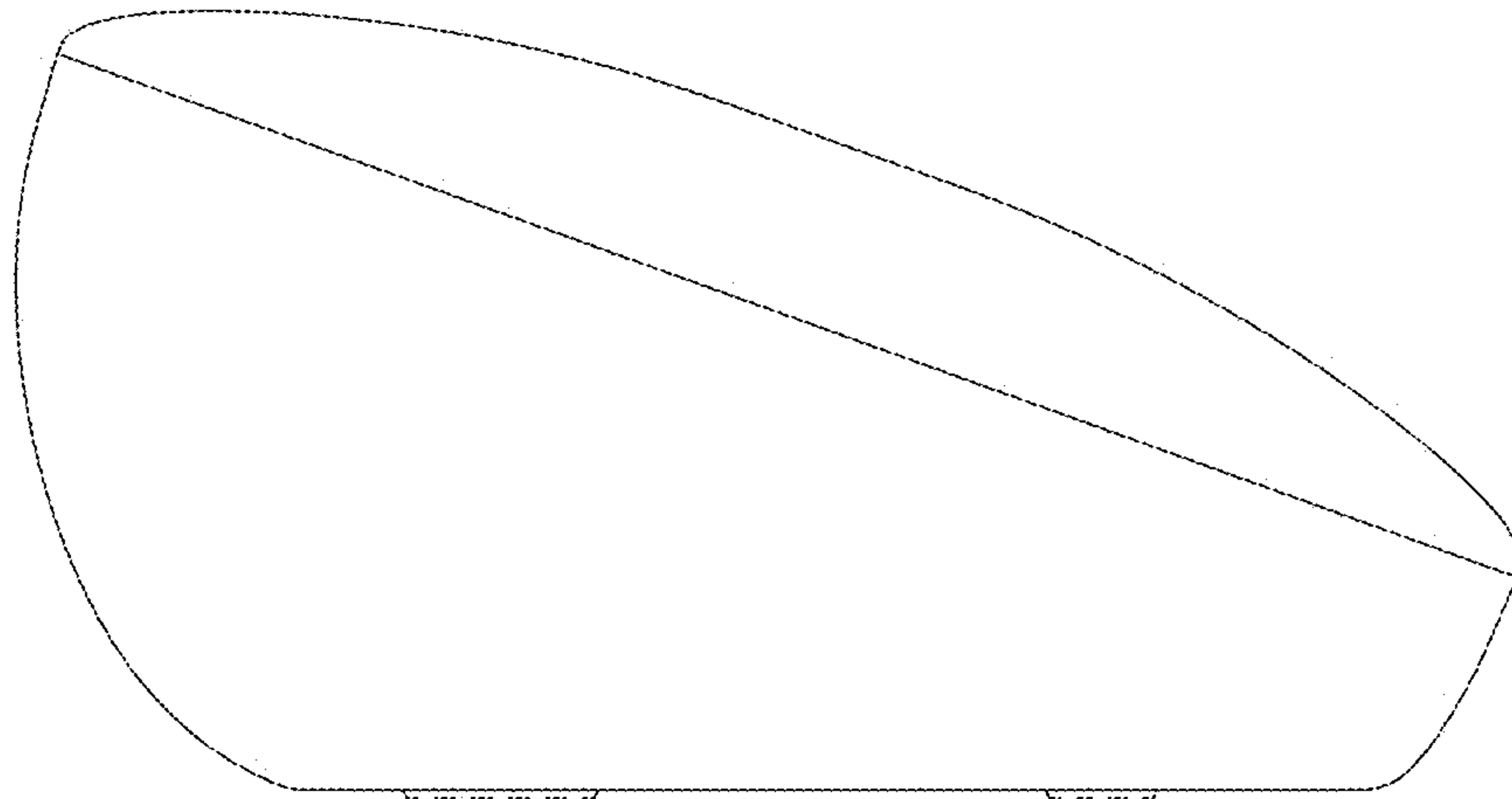


FIG. 5




FIG. 6

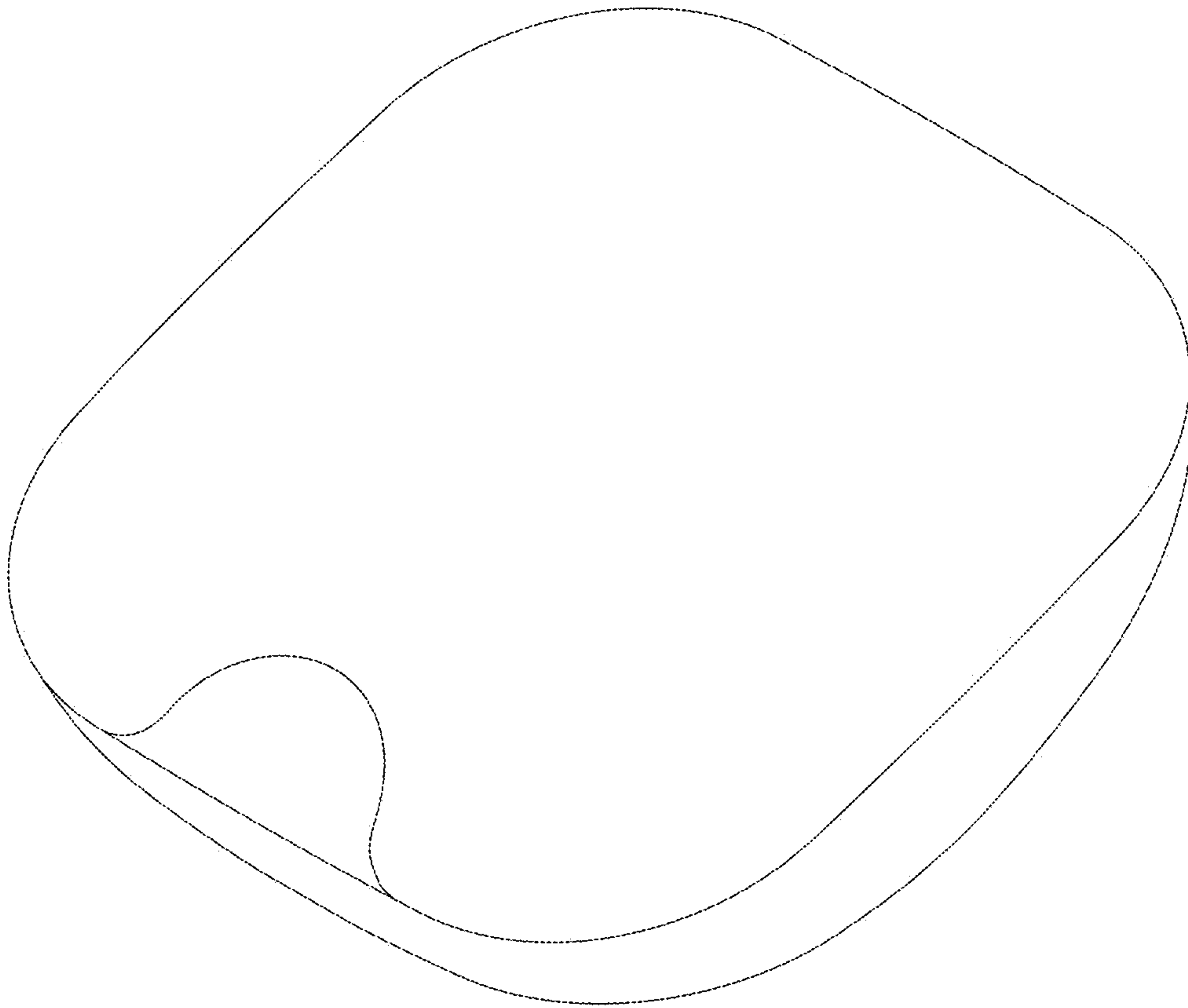


FIG. 7

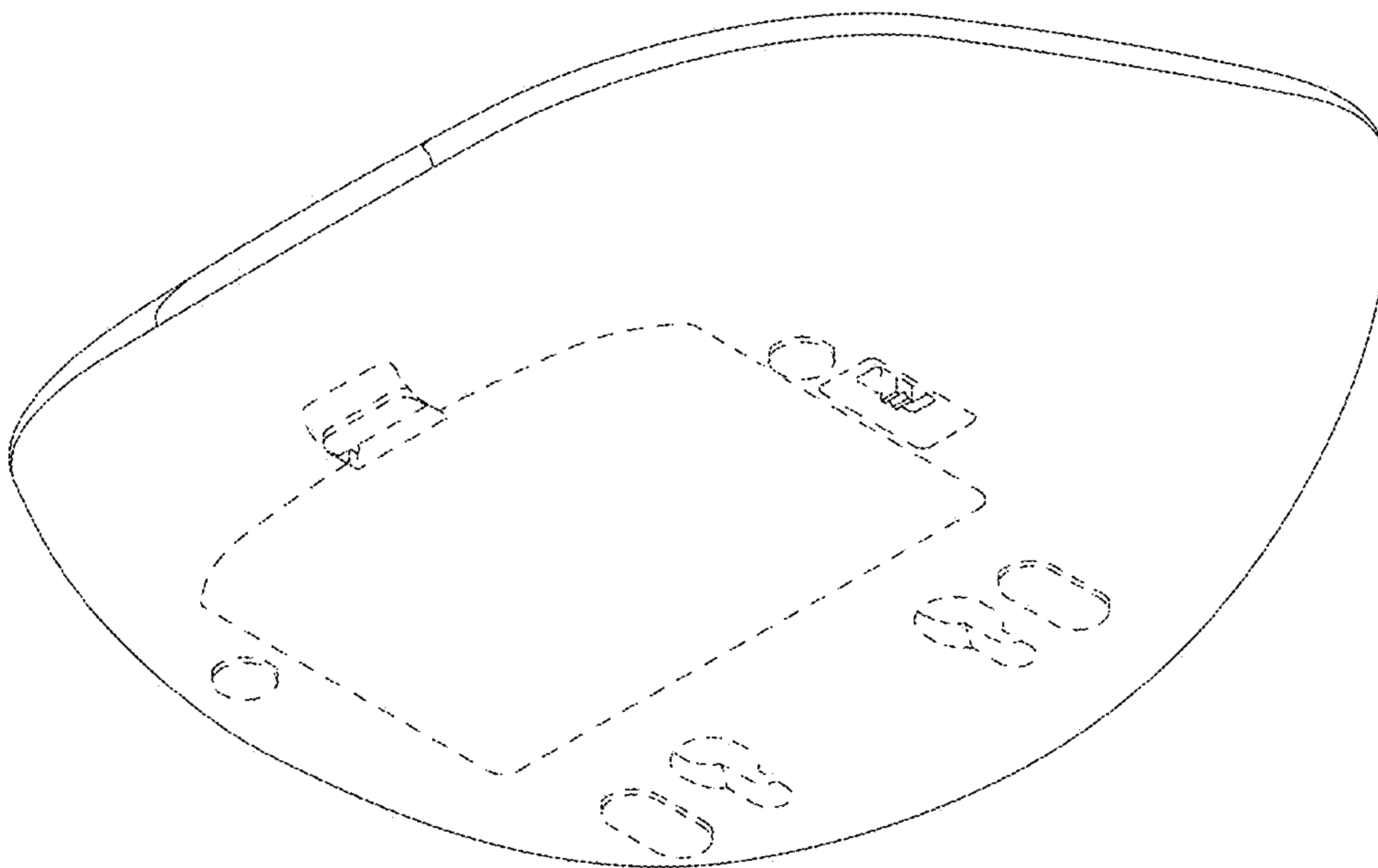


FIG. 8