



US00D924459S

(12) **United States Design Patent**
Richardson et al.

(10) **Patent No.:** **US D924,459 S**

(45) **Date of Patent:** **** Jul. 6, 2021**

(54) **LIGHT**

(71) Applicant: **RBW STUDIO, LLC**, Brooklyn, NY
(US)

(72) Inventors: **Theodore Richardson**, Brooklyn, NY
(US); **Charles Brill**, Brooklyn, NY
(US); **Alexander Williams**, Brooklyn,
NY (US)

(73) Assignee: **RBW STUDIO, LLC**, Brooklyn, NY
(US)

(**) Term: **15 Years**

(21) Appl. No.: **29/669,923**

(22) Filed: **Nov. 13, 2018**

(51) **LOC (13) Cl.** **26-03**

(52) **U.S. Cl.**
USPC **D26/85**

(58) **Field of Classification Search**
USPC D26/72, 80, 85, 86, 87, 92, 122, 76
CPC .. F21S 8/033; F21S 8/035; F21S 8/036; F21S
8/046
See application file for complete search history.

(56) **References Cited**

U.S. PATENT DOCUMENTS

D106,992 S	*	11/1937	Schroeder	D26/76
D212,442 S	*	10/1968	Keller, Jr.	D26/122
D215,482 S	*	10/1969	Henline	D26/122
D215,487 S	*	10/1969	Henline	D26/122
D246,330 S	*	11/1977	Krase	D26/76
D569,027 S	*	5/2008	Hakamada	D26/76
D584,441 S	*	1/2009	Ghini	D26/76
D619,292 S	*	7/2010	Pei	D26/76
D629,554 S	*	12/2010	Gielen	D26/76
D695,443 S	*	12/2013	Kaule	D26/76

D702,391 S	*	4/2014	Clark	D26/76
D766,487 S	*	9/2016	Cai	D26/76
D799,097 S	*	10/2017	Sonneman	D26/85

OTHER PUBLICATIONS

Maxim Stackhouse VX 16" High Bronze LED Outdoor Wall Light available at lampsplus.com as early as Oct. 19, 2018. (Year: 2018).*
1970s Italian Mid-Century Modern Brass and Glass Wall Sconces available at cairish.com, visited Feb. 23, 2021. (Year: 1979).*
Rich Brilliant Willing, "Crisp", <<https://richbrilliantwilling.com/collections/crisp>>, available as early as Mar. 2, 2016.

* cited by examiner

Primary Examiner — Clare E Heflin

(74) *Attorney, Agent, or Firm* — Saidman DesignLaw Group, LLC

(57) **CLAIM**

The ornamental design for a light, as shown and described.

DESCRIPTION

FIG. 1 is a perspective view of a light showing our new design;

FIG. 2 is a front view thereof;

FIG. 3 is a rear view thereof;

FIG. 4 is a left side view thereof;

FIG. 5 is a right side view thereof;

FIG. 6 is a top view thereof; and,

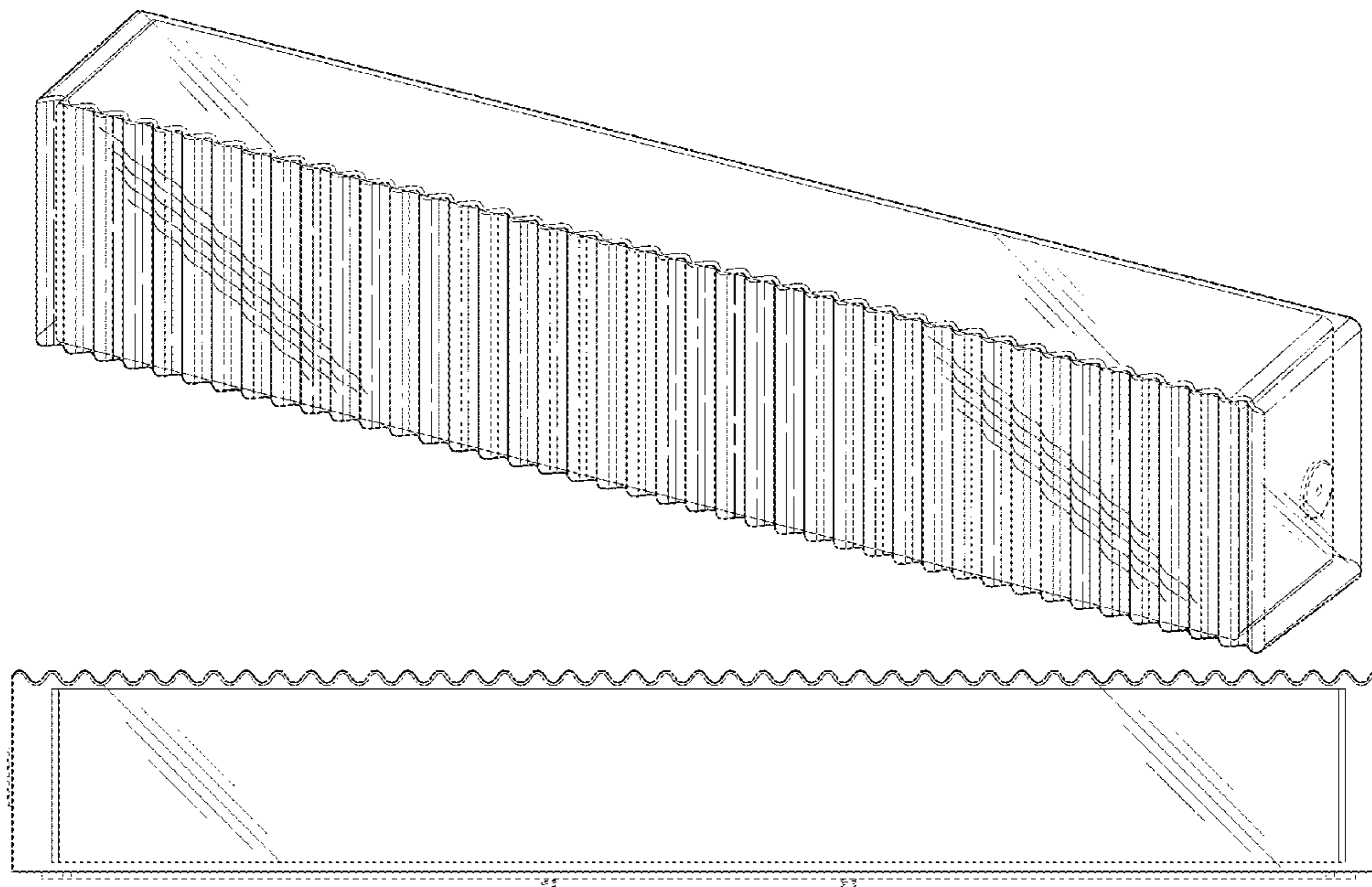
FIG. 7 is a bottom view thereof.

The broken lines illustrate structure or features which form no part of the claimed design.

The diagonal shade lines illustrate transparency.

The drawings include surface shading which illustrates contour and not surface ornamentation.

1 Claim, 4 Drawing Sheets



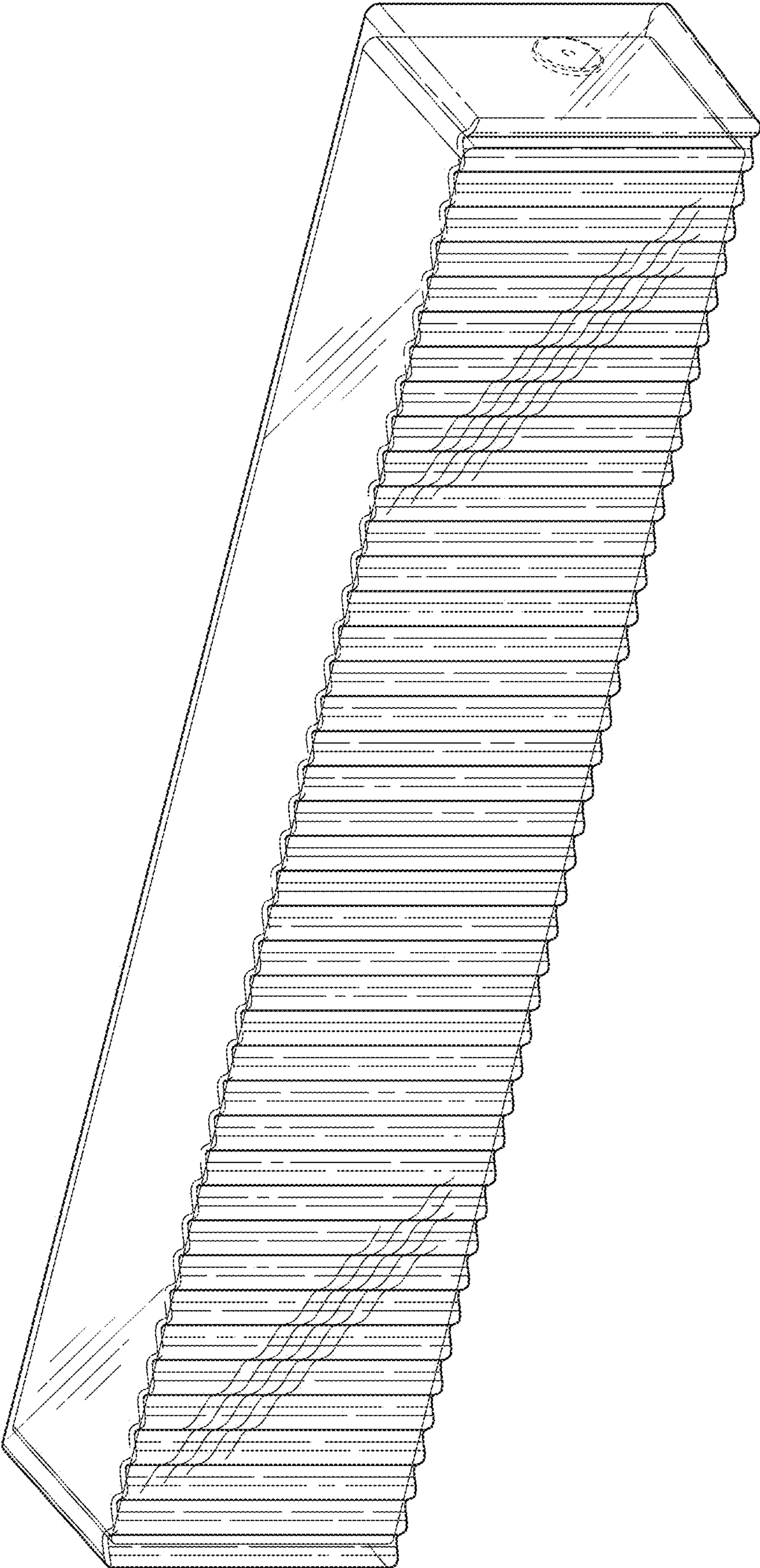


FIG. 1




FIG. 2

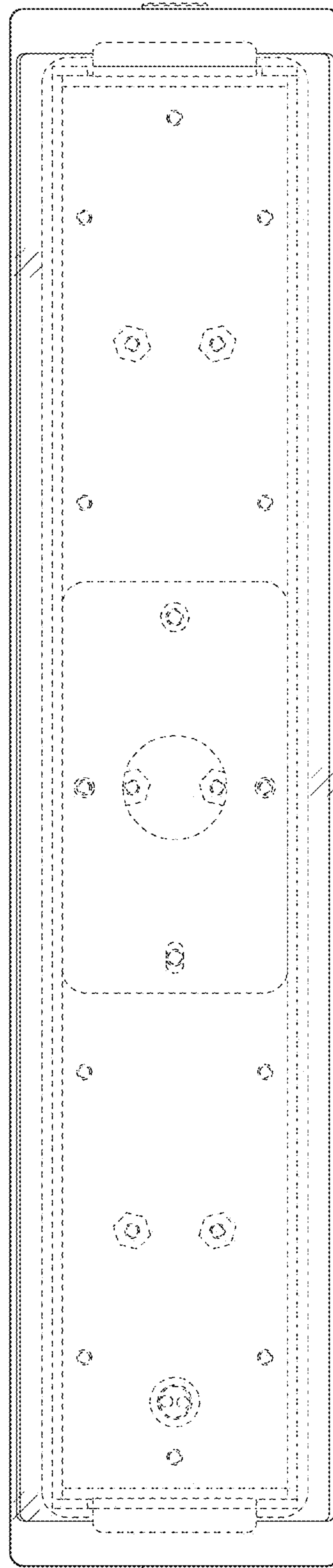


FIG. 3

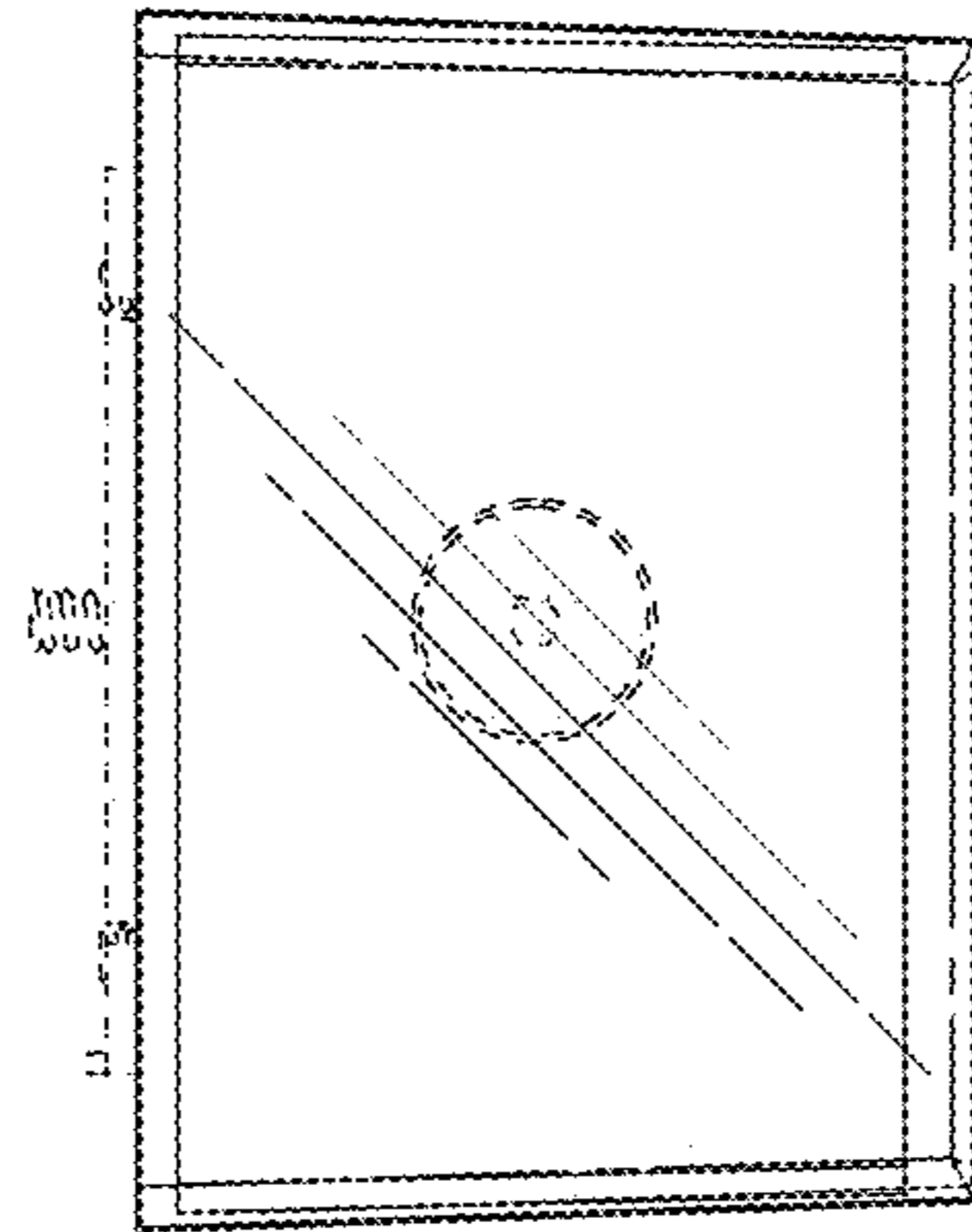


FIG. 4

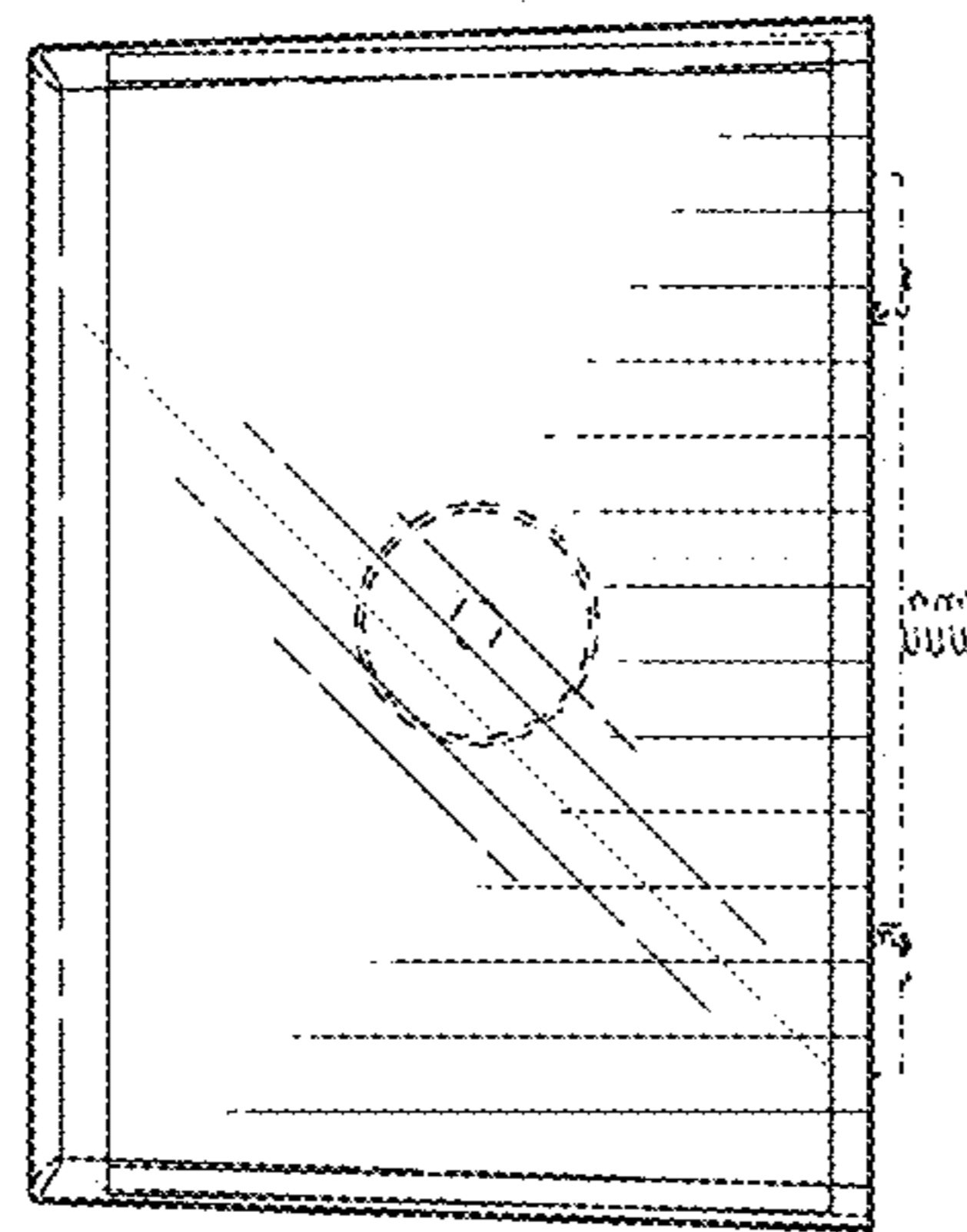


FIG. 5




FIG. 6




FIG. 7