



US00D924451S

(12) **United States Design Patent** (10) **Patent No.:** **US D924,451 S**
Nagasaka et al. (45) **Date of Patent:** **** Jul. 6, 2021**

(54) **REAR COMBINATION LAMP FOR AN AUTOMOBILE**

D635,698 S * 4/2011 Jeong D26/28
D681,245 S * 4/2013 Colborne D26/28
D714,985 S * 10/2014 Moon D26/28

(71) Applicant: **TOYOTA JIDOSHA KABUSHIKI KAISHA**, Toyota (JP)

OTHER PUBLICATIONS

(72) Inventors: **Ken Nagasaka**, Brussels (BE); **Akira Kubota**, Toyota (JP)

Toyota Jidosha Kabushiki Kaisha, Catalogue of Estima Hybrid, Toyota Estima Hybrid (2014), published Sep. 1, 2014.
Netcarshow.com, Audi A7 Sportback (2018), <https://www.netcarshow.com/audi/2018-a7_sportback/>, available as early as Sep. 30, 2018.
Netcarshow.com, Toyota Avalon (2019), <<https://www.netcarshow.com/toyota/2019-avalon/>>, available as early as Jan. 31, 2018.

(73) Assignee: **TOYOTA JIDOSHA KABUSHIKI KAISHA**

(**) Term: **15 Years**

* cited by examiner

(21) Appl. No.: **29/718,562**

Primary Examiner — Marcus A Jackson

(22) Filed: **Dec. 26, 2019**

(74) *Attorney, Agent, or Firm* — Saidman DesignLaw Group, LLC

(30) **Foreign Application Priority Data**

Jun. 28, 2019 (JP) 2019-014646

(51) **LOC (13) Cl.** **26-06**

(52) **U.S. Cl.**
USPC **D26/28**

(58) **Field of Classification Search**
USPC D26/28-36, 139
CPC F21S 48/00; F21S 48/10; F21S 48/115;
F21S 48/225; F21S 48/1233; F21S 48/1266; F21S 48/1388; F21S 48/2268;
F21V 5/00; F21V 21/04; F21V 29/004;
B60Q 9/13; B60Q 9/135; B60Q 9/1375
See application file for complete search history.

(57) **CLAIM**

The ornamental design for a rear combination lamp for an automobile, as shown and described.

(56) **References Cited**


U.S. PATENT DOCUMENTS

D526,427 S * 8/2006 Morioka D26/28
D595,880 S * 7/2009 Lamm D26/28

DESCRIPTION

FIG. 1 is a perspective view of a rear combination lamp for an automobile showing our new design;
FIG. 2 is a front view thereof;
FIG. 3 is a rear view thereof;
FIG. 4 is a right side view thereof;
FIG. 5 is a left side view thereof;
FIG. 6 is a top view thereof; and,
FIG. 7 is a bottom view thereof.

1 Claim, 7 Drawing Sheets






FIG. 1




FIG. 2




FIG. 3




FIG. 4




FIG. 5




FIG. 6

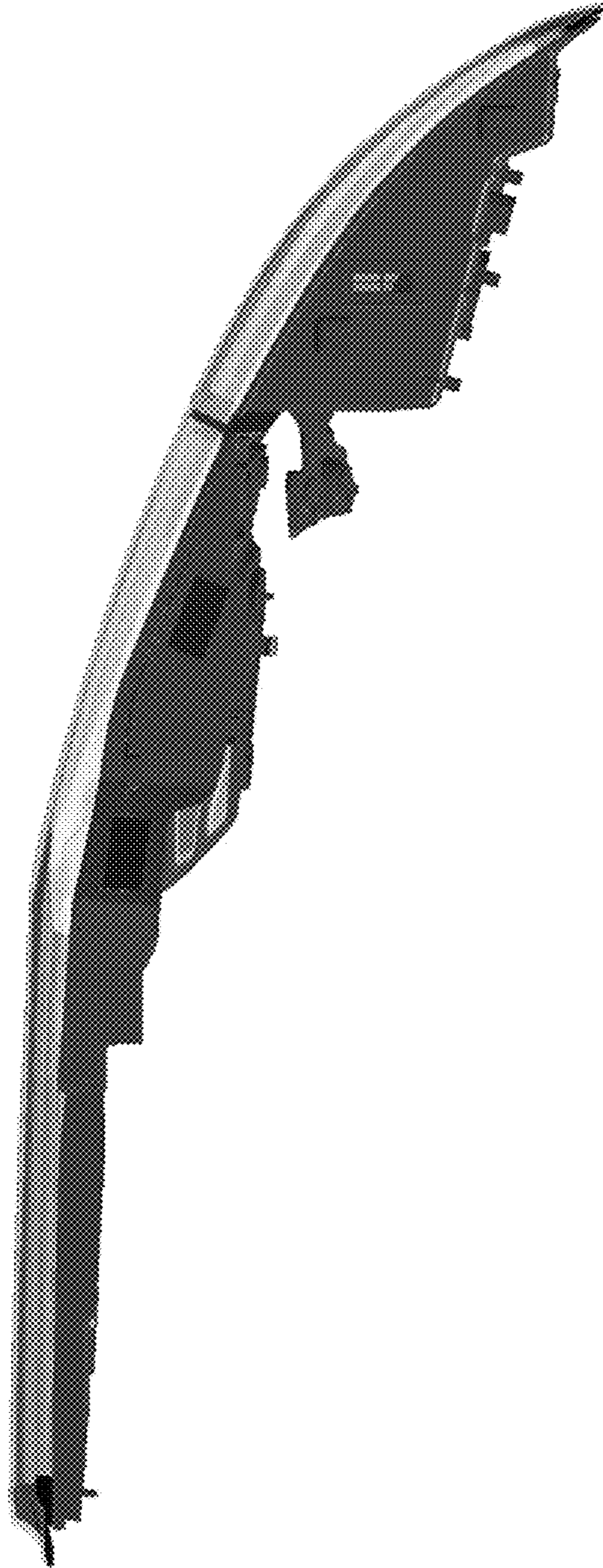


FIG. 7