

US00D924444S

(12) **United States Design Patent** (10) **Patent No.:** **US D924,444 S**  
**Frazier et al.** (45) **Date of Patent:** **\*\* Jul. 6, 2021**

(54) **FLOOR TILE**  
(71) Applicant: **Soccer Park, LLC**, Boise, ID (US)  
(72) Inventors: **Joshua Leland Frazier**, Boise, ID (US); **Justin Shook**, Boise, ID (US)  
(73) Assignee: **Soccer Park, LLC**, Boise, ID (US)  
(\*\*) Term: **15 Years**  
(21) Appl. No.: **29/714,877**  
(22) Filed: **Nov. 26, 2019**  
(51) **LOC (13) Cl.** ..... **25-01**  
(52) **U.S. Cl.**  
USPC ..... **D25/163**  
(58) **Field of Classification Search**  
USPC ..... D25/163, 151  
CPC ..... E04F 15/02172; E04F 15/02405; E04F 15/02194; E04F 15/024; E04F 15/02; E04F 15/16; E04F 15/02183; E04F 15/22; E04F 15/225; E04F 2203/026; E04B 5/043; E04B 5/08; E04C 2/36  
See application file for complete search history.

8,397,466 B2 3/2013 Jenkins et al.  
8,407,951 B2 4/2013 Haney et al.  
8,424,257 B2 4/2013 Jenkins et al.  
8,505,256 B2 8/2013 Cerny et al.  
D689,629 S \* 9/2013 Dhavalikar ..... D25/151  
8,597,754 B2 12/2013 Sawyer et al.  
D713,561 S 9/2014 Parker  
D713,564 S 9/2014 Parker  
8,844,225 B2 9/2014 Harris et al.  
9,394,702 B2 \* 7/2016 Cormier ..... E01C 13/02  
9,512,623 B1 \* 12/2016 Prinz ..... E04F 15/02038  
10,145,124 B2 \* 12/2018 Tosolini ..... E01C 9/086  
D839,634 S 2/2019 Vieveen  
D848,642 S 5/2019 Downey et al.  
10,279,560 B2 \* 5/2019 Evans Hurson ..... B32B 3/06  
2007/0261317 A1 11/2007 Moller

\* cited by examiner

*Primary Examiner* — Doris Clark  
(74) *Attorney, Agent, or Firm* — Dunlap Bennett & Ludwig, PLLC; Anna Kinney

(57) **CLAIM**


The ornamental design for a floor tile, as shown and described.

**DESCRIPTION**

FIG. 1 is a top front perspective view of a floor tile; FIG. 2 is a front elevation view thereof; FIG. 3 is a rear elevation view thereof; FIG. 4 is a right elevation view thereof; FIG. 5 is a left elevation view thereof; FIG. 6 is a top plan view thereof; FIG. 7 is a bottom plan view thereof; and, FIG. 8 is an enlarged detail view taken along line 8-8 in FIG. 1.  
The broken lines shown in the drawings depict a portions of a floor tile that forms no part of the claimed invention.

**1 Claim, 4 Drawing Sheets**

(56) **References Cited**  
U.S. PATENT DOCUMENTS  
D253,911 S \* 1/1980 Hendrickson ..... D25/163  
4,436,779 A 3/1984 Menconi et al.  
D274,948 S 7/1984 Swanson et al.  
D327,748 S 7/1992 Dorfman, Jr.  
D336,348 S 6/1993 Dorfman, Jr.  
D356,709 S 3/1995 Scott  
5,992,106 A 11/1999 Carling et al.  
D522,067 S 5/2006 Allen  
D532,123 S \* 11/2006 Folliard ..... D25/163  
D618,368 S 6/2010 Jenkins et al.  
D637,318 S 5/2011 Sawyer et al.








FIG.1






FIG. 2



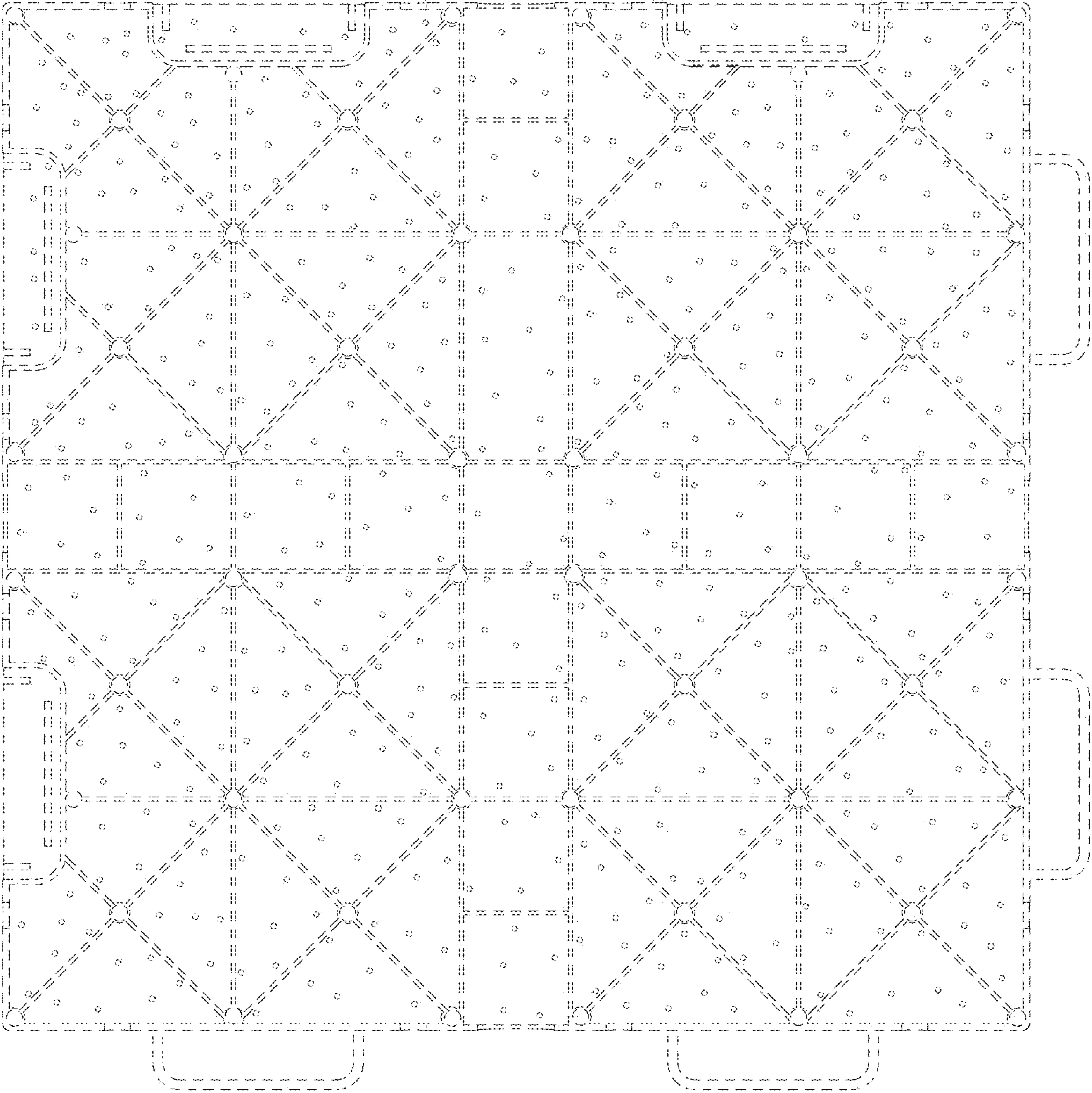


FIG. 3




FIG. 4




FIG. 5



FIG. 6




FIG. 7

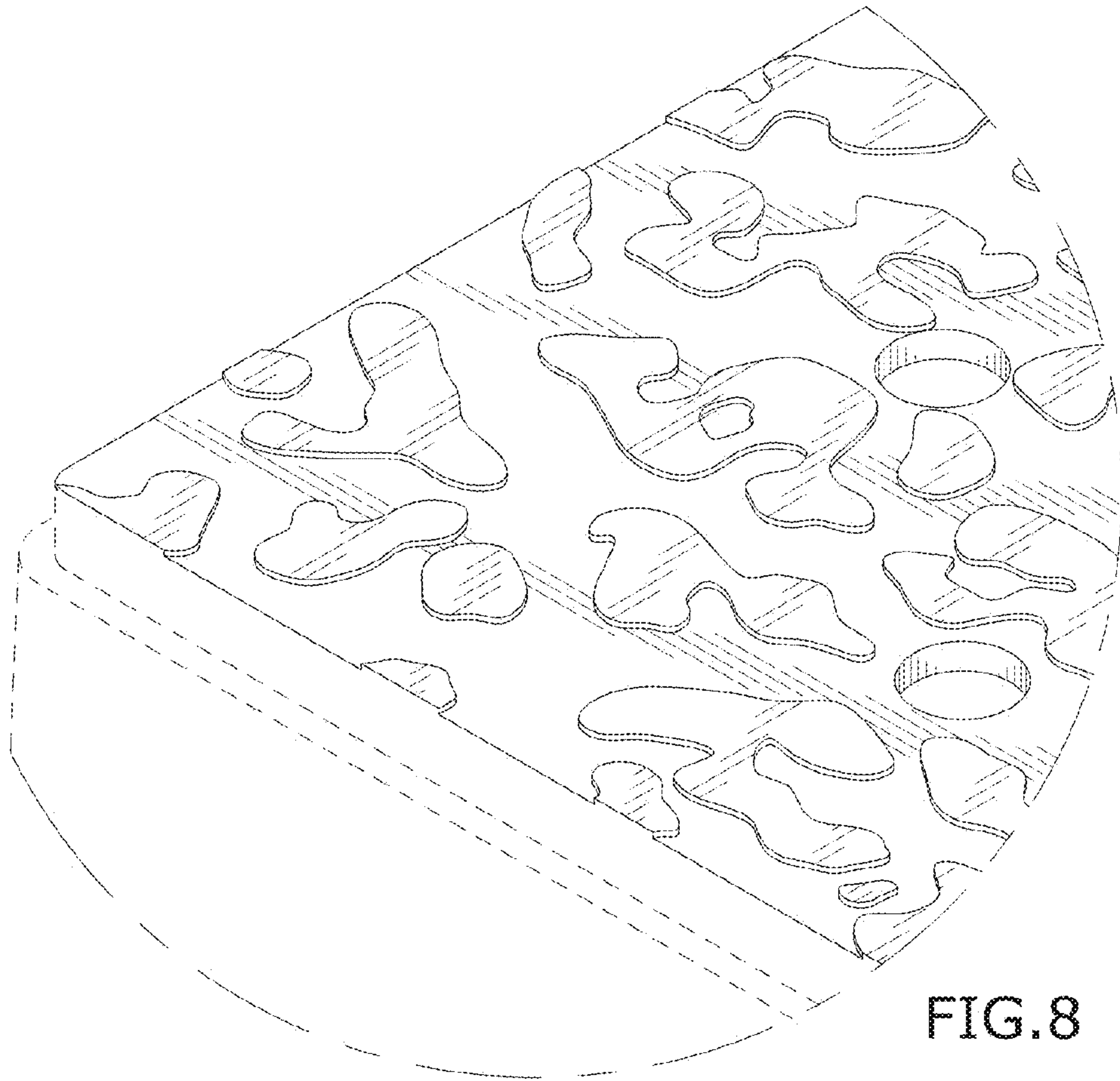


FIG. 8