



US00D924441S

(12) **United States Design Patent** (10) **Patent No.:** **US D924,441 S**
Gudemane et al. (45) **Date of Patent:** **** Jul. 6, 2021**

- (54) **BEAM**
- (71) Applicant: **Wabash National, L.P.**, Lafayette, IN (US)
- (72) Inventors: **Sandesh Gudemane**, Clarksville, TN (US); **Travis McCloud**, Malabar, FL (US)
- (73) Assignee: **Wabash National, L.P.**, Lafayette, IN (US)
- (**) Term: **15 Years**
- (21) Appl. No.: **29/700,831**
- (22) Filed: **Aug. 6, 2019**
- (51) **LOC (13) Cl.** **25-01**
- (52) **U.S. Cl.**
USPC **D25/126**
- (58) **Field of Classification Search**
USPC D25/119, 125, 126, 127, 128, 129, 130, D25/131, 132, 133, 134, 135, 136
CPC A47B 47/021; A47B 57/34; A47B 57/50; A47B 96/1441; B21D 47/01; B60P 7/15; B65D 90/004; B65D 90/0053
See application file for complete search history.

- D620,618 S * 7/2010 Teffenhart, Jr. D25/123
- D713,054 S * 9/2014 Teffenhart, Jr. D25/61
- D723,206 S * 2/2015 Lewis, Jr. D26/72
- D812,782 S * 3/2018 Dorman D25/119
- D879,326 S * 3/2020 Hendry D25/61
- D880,009 S * 3/2020 Loughren D25/126

* cited by examiner

Primary Examiner — Samantha Q Lawrence

(74) *Attorney, Agent, or Firm* — Quarles & Brady LLP

(57) **CLAIM**

The ornamental design for a beam, as shown and described.

DESCRIPTION


FIG. 1 is an isometric view of a front, top, and right side of one embodiment of an ornamental design of a beam; FIG. 2 is a top plan view of the beam of FIG. 1; FIG. 3 is an enlarged view of a portion of the beam shown within the encircled area 3 of FIG. 2; FIG. 4 is a bottom plan view of the beam of FIG. 1; FIG. 5 is a left side elevational view of the beam of FIG. 1; FIG. 6 is a right side elevational view of the beam of FIG. 1; FIG. 7 is a front elevational view of the beam of FIG. 1; and, FIG. 8 is a rear elevational view of the beam of FIG. 1. The dash-dash-dash lines are included for the purpose of illustrating portions of the beam that form no part of the claimed design. The dash-dot-dash lines showing boundary lines form no part of the claimed design. The beam is shown with a symbolic break in its length. The appearance of any portion of the article between the break lines forms no part of the claimed design.

1 Claim, 4 Drawing Sheets

(56) **References Cited**

U.S. PATENT DOCUMENTS

- 5,513,890 A * 5/1996 Christensen B60R 9/00 224/546
- D569,997 S * 5/2008 McPherson D25/119
- D579,579 S * 10/2008 Chaney D25/119



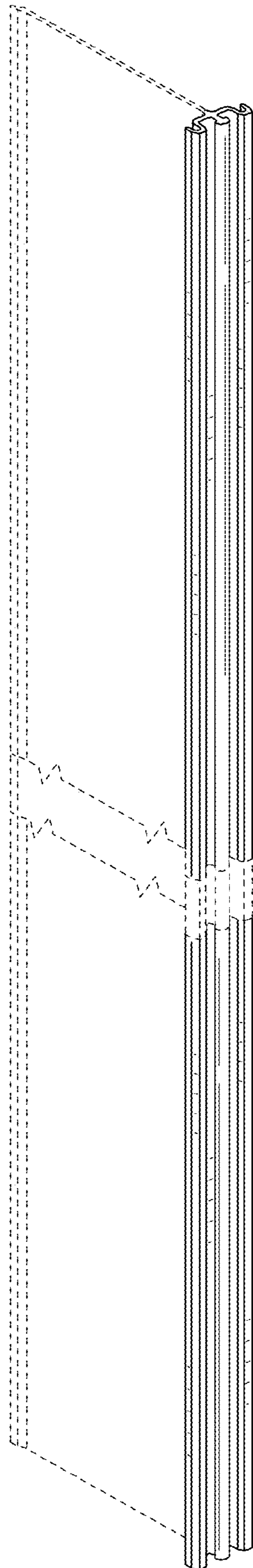
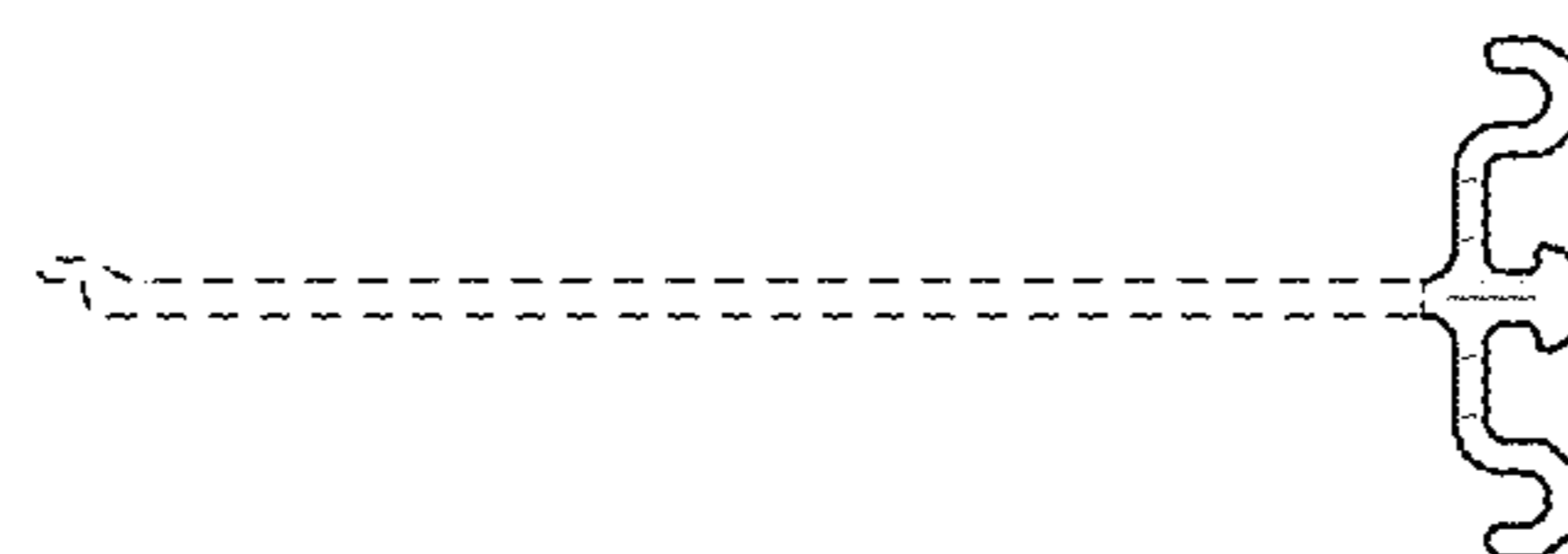
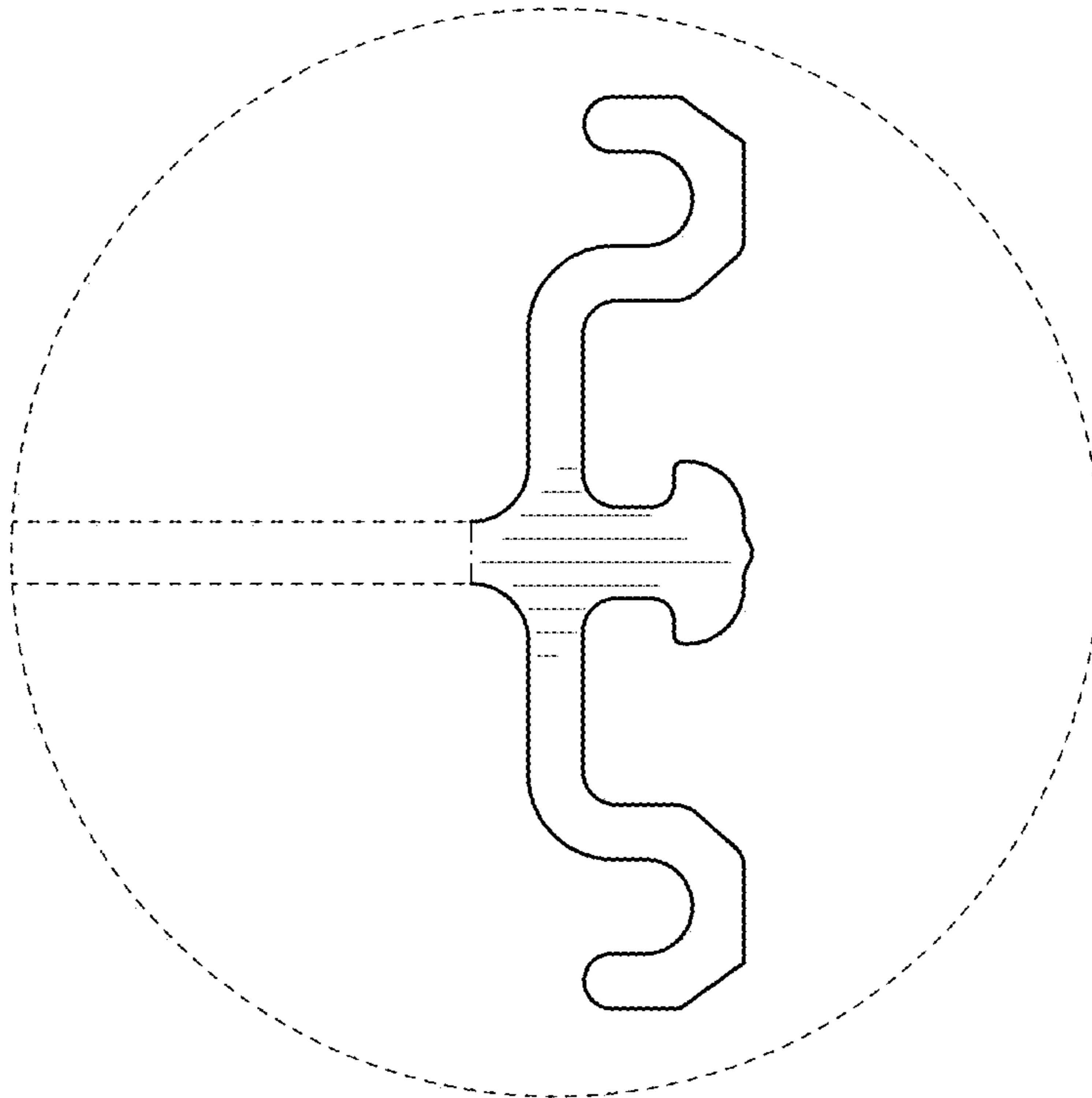
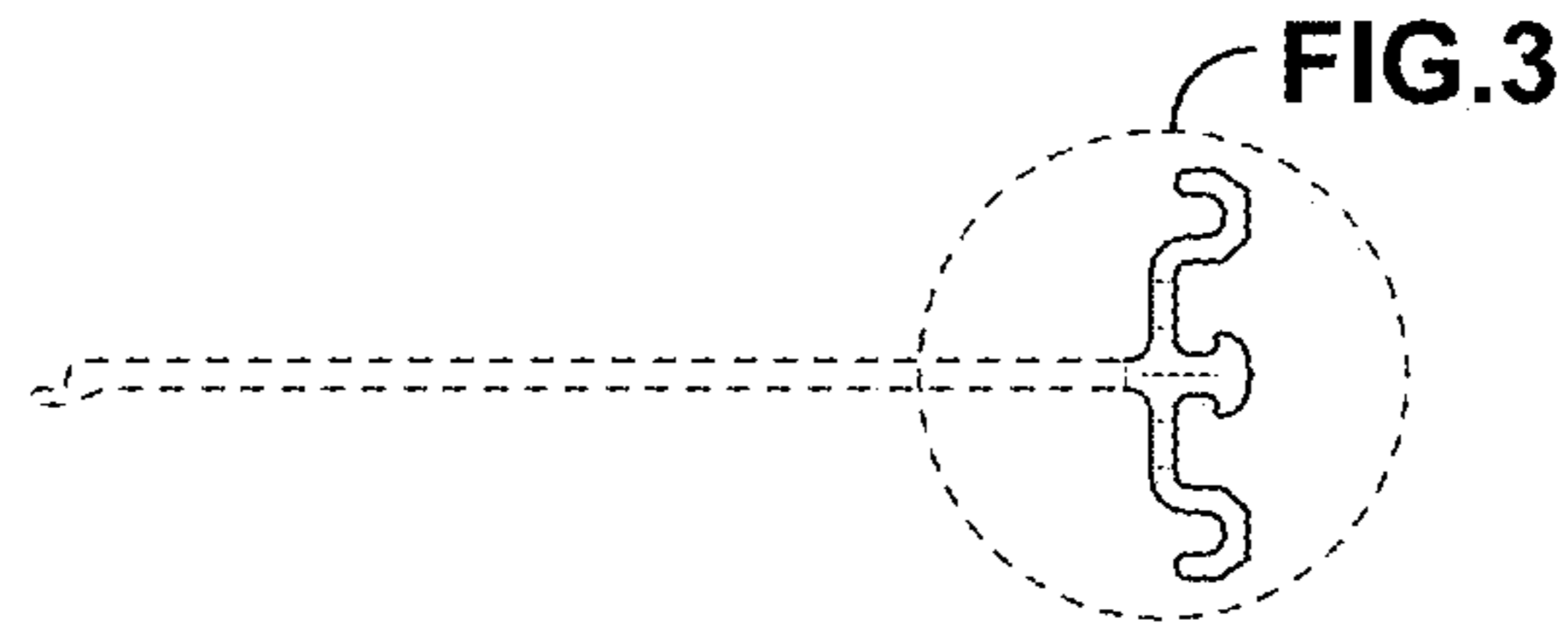


FIG. 1



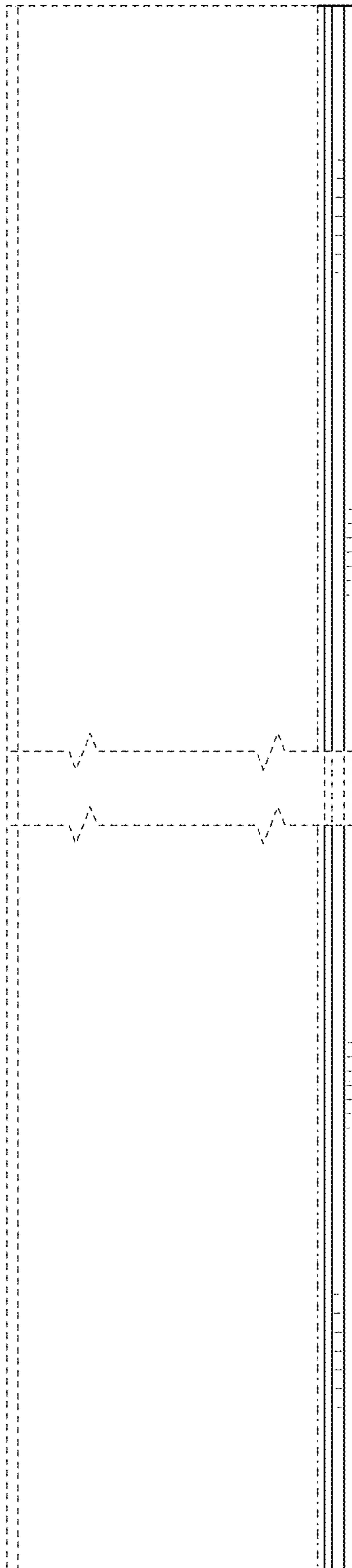


FIG. 5

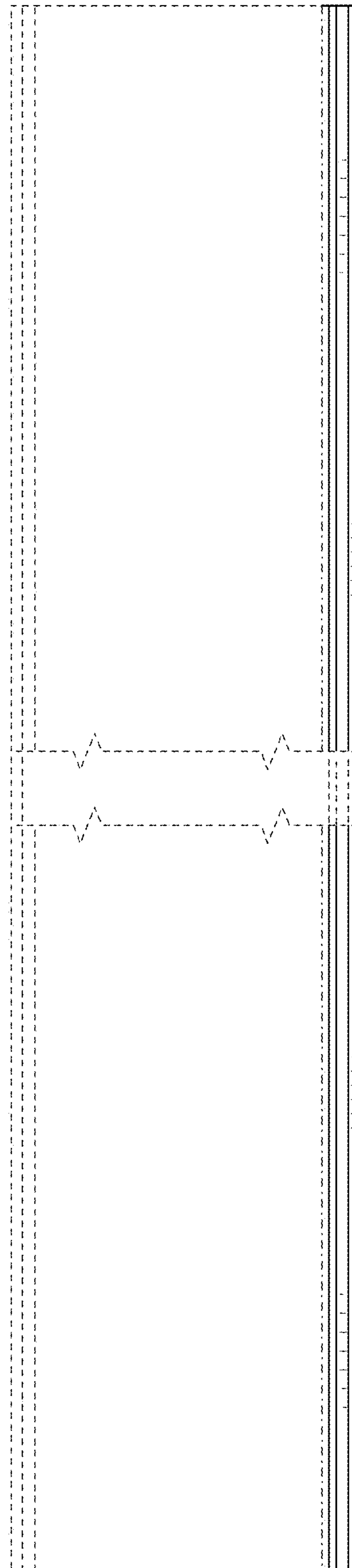


FIG. 6



FIG. 7



FIG. 8