



US00D924435S

(12) **United States Design Patent** (10) **Patent No.:** **US D924,435 S**
Mack (45) **Date of Patent:** **** Jul. 6, 2021**

(54) **SHOULDER PAD**
(71) Applicant: **Wayne Mack**, Maple Valley, WA (US)
(72) Inventor: **Wayne Mack**, Maple Valley, WA (US)
(**) Term: **15 Years**
(21) Appl. No.: **29/688,635**
(22) Filed: **Apr. 23, 2019**
(51) **LOC (13) Cl.** **25-04**
(52) **U.S. Cl.**
USPC **D25/68**
(58) **Field of Classification Search**
USPC D25/62-69; D21/499, 500; 434/403,
434/128; 273/146, 241, 450; 224/405;
182/129; D32/40; D8/90; D24/101;
451/526
CPC E06C 7/00
See application file for complete search history.

8,322,491 B2 12/2012 Crampton
8,388,419 B2 * 3/2013 Koenig, Jr. B24D 15/02
451/526
8,671,542 B2 3/2014 Lanzafame
D740,407 S * 10/2015 Kassouni D24/101
2002/0046904 A1 4/2002 Richard
2002/0189902 A1 12/2002 Nelson
2009/0211843 A1 8/2009 McClain

* cited by examiner

Primary Examiner — Gino Colan

(74) *Attorney, Agent, or Firm* — R. Reams Goodloe, Jr.

(57) **CLAIM**

The ornamental design for a shoulder pad, as shown and described.

DESCRIPTION

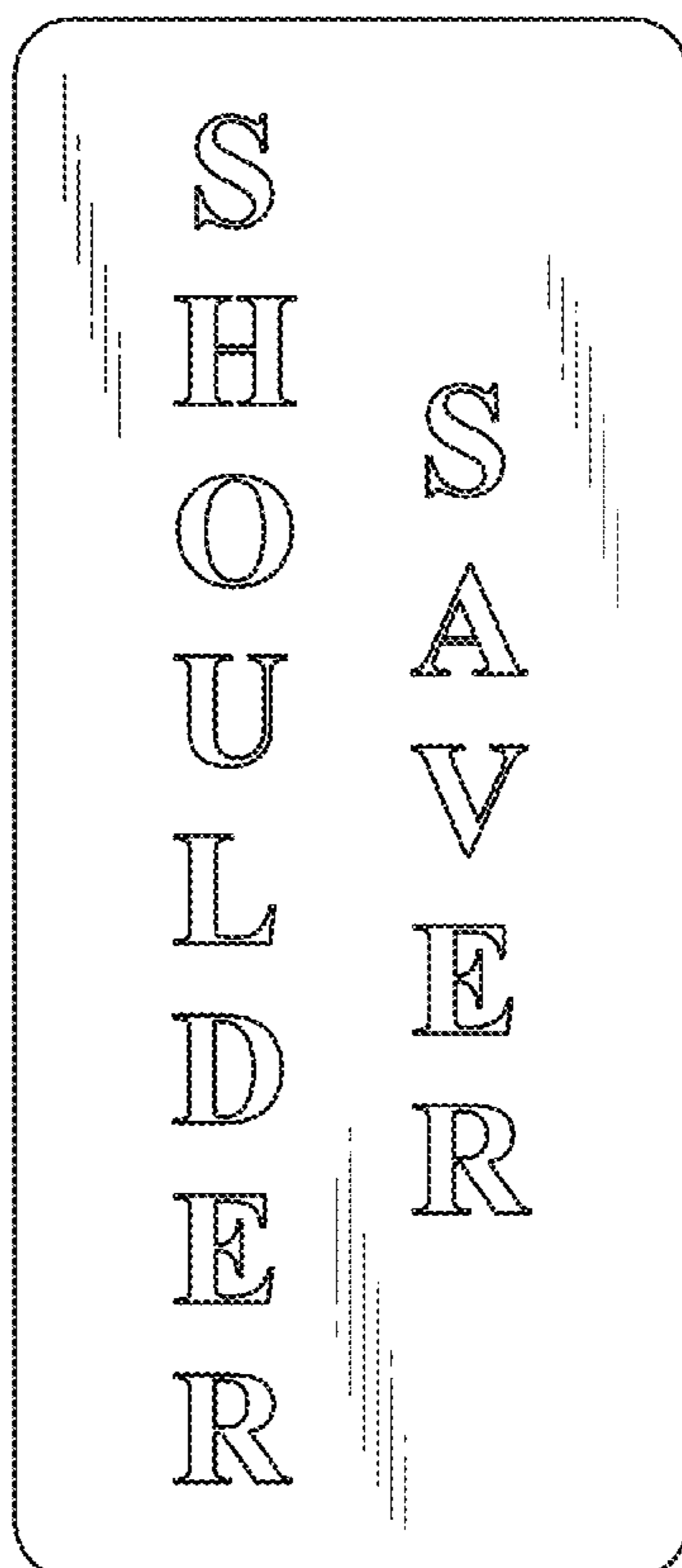
FIG. 1 is a front view of a shoulder pad showing my new design;
FIG. 2 is a rear view of the shoulder pad;
FIG. 3 is a right side view of the shoulder pad;
FIG. 4 is a left side view of the shoulder pad;
FIG. 5 is a top view of the shoulder pad;
FIG. 6 is a bottom view of the shoulder pad;
FIG. 7 is a top front side perspective view of the shoulder pad; and,
FIG. 8 is a top front side perspective view of the shoulder pad in a position for use.
The broken lines in FIG. 8 are illustrative of environmental structure forming no part of the claimed design.

1 Claim, 4 Drawing Sheets

(56) **References Cited**

U.S. PATENT DOCUMENTS

D265,592 S * 7/1982 Perkins D25/68
5,058,789 A 10/1991 Piper
D372,989 S 8/1996 Gile
D406,681 S * 3/1999 Kelly D32/40
6,189,752 B1 2/2001 Perry
D480,619 S * 10/2003 Koenig, Jr. D8/90
6,786,371 B2 9/2004 Horneman
7,789,198 B2 9/2010 Myers



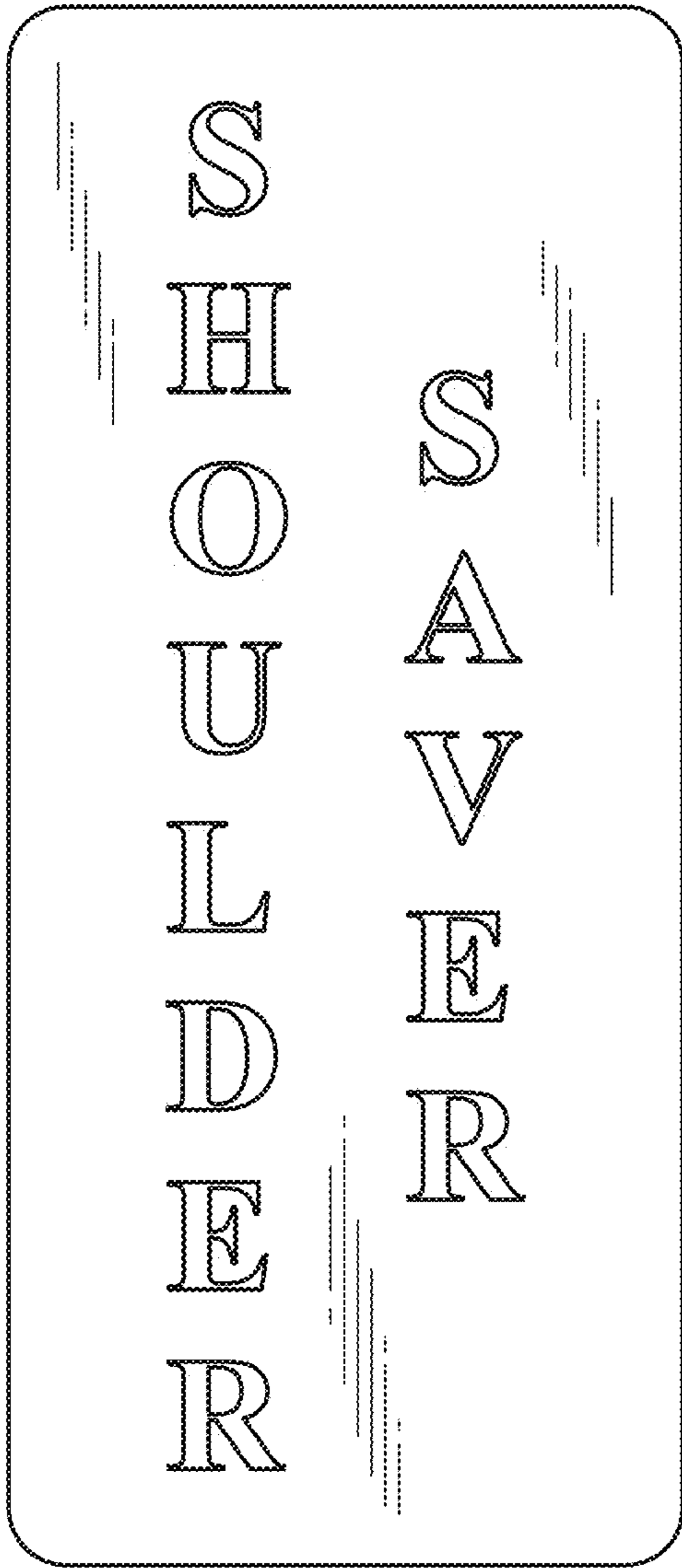


FIG. 1



FIG. 2

FIG. 3

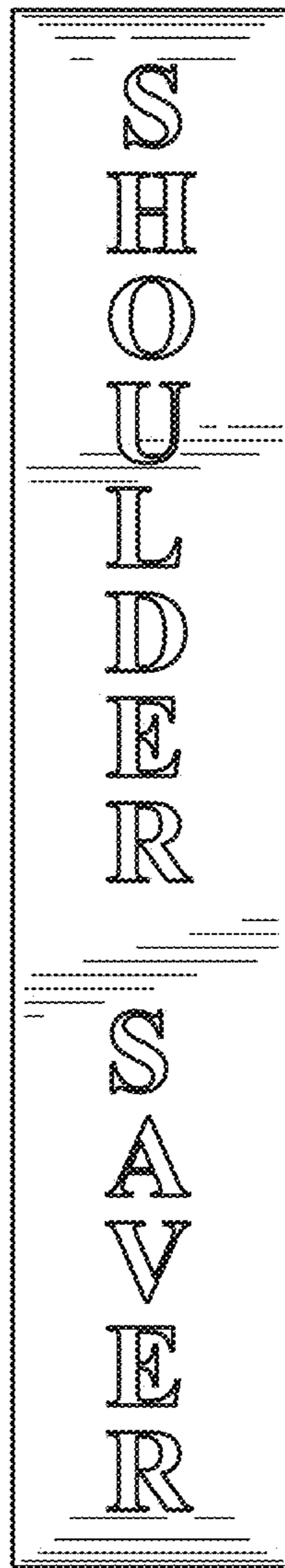


FIG. 4

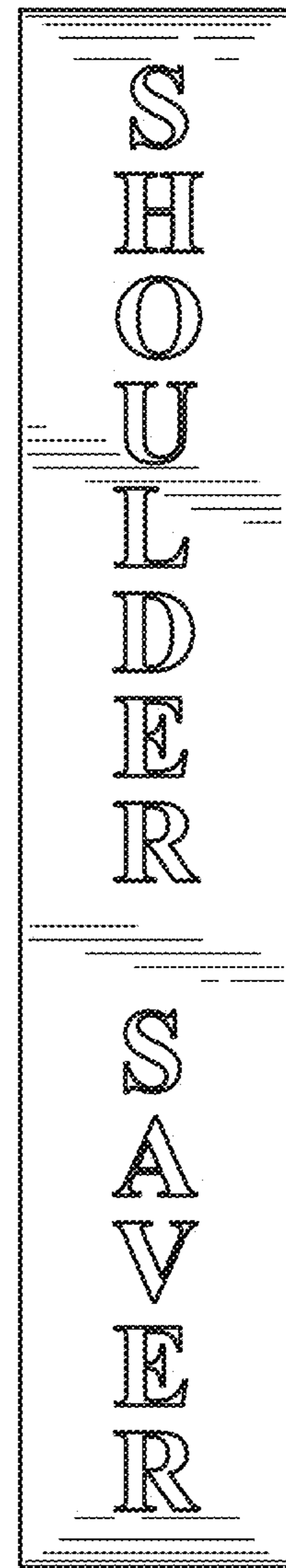


FIG. 5

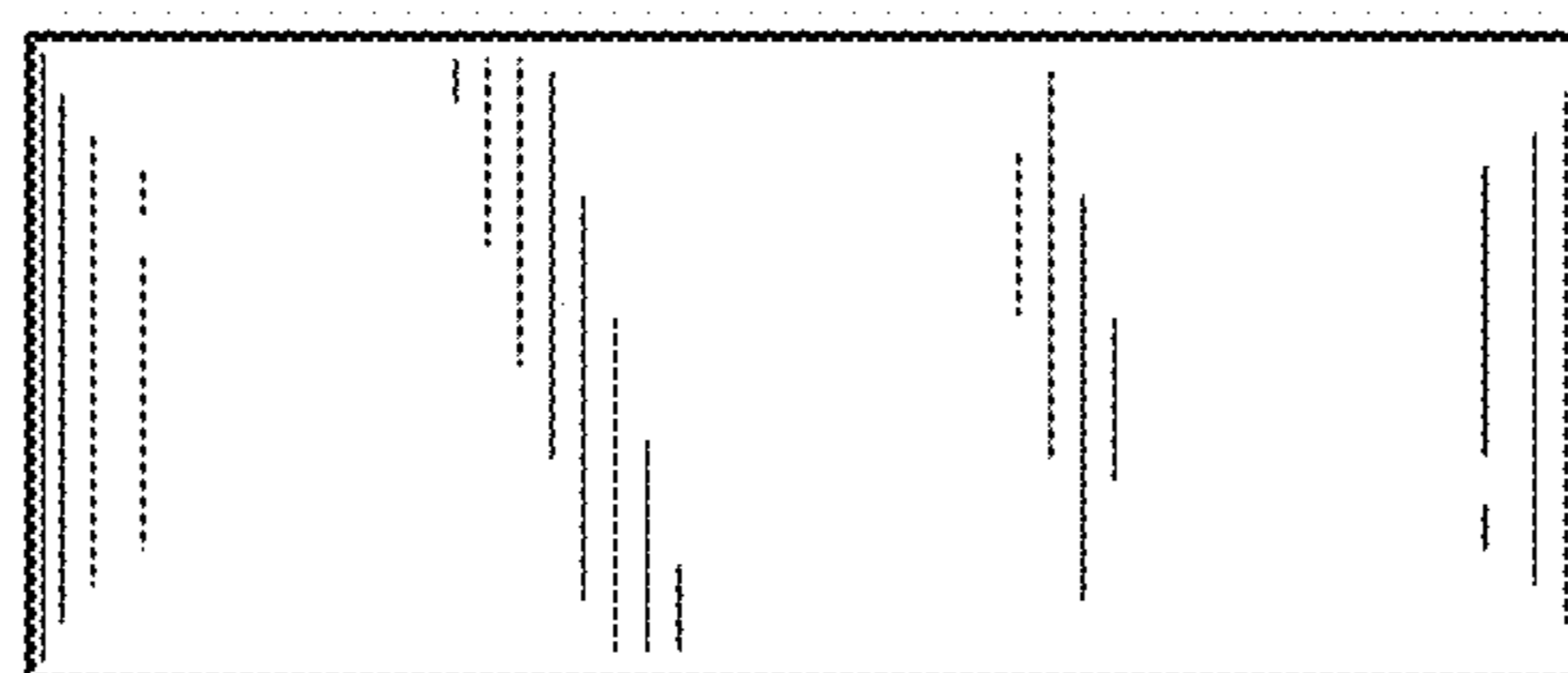
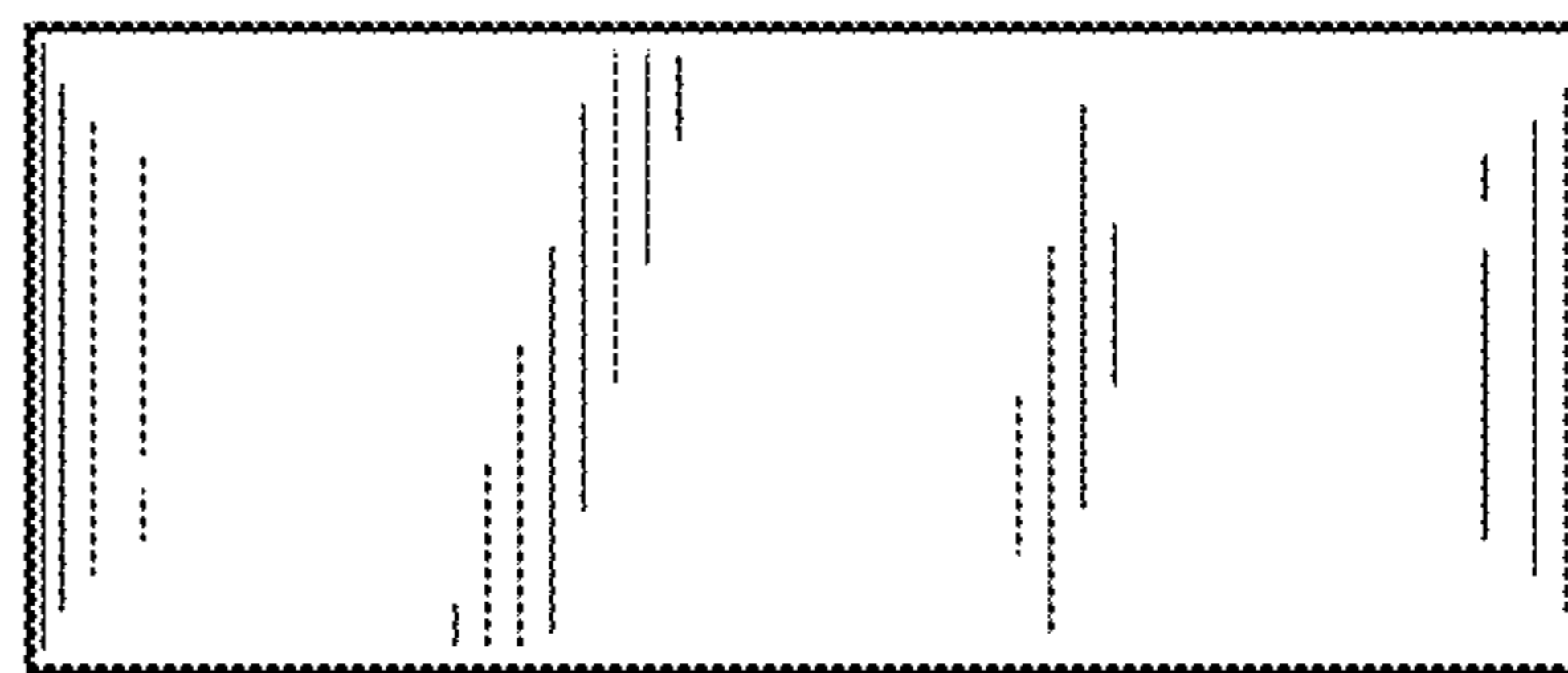


FIG. 6






FIG. 7

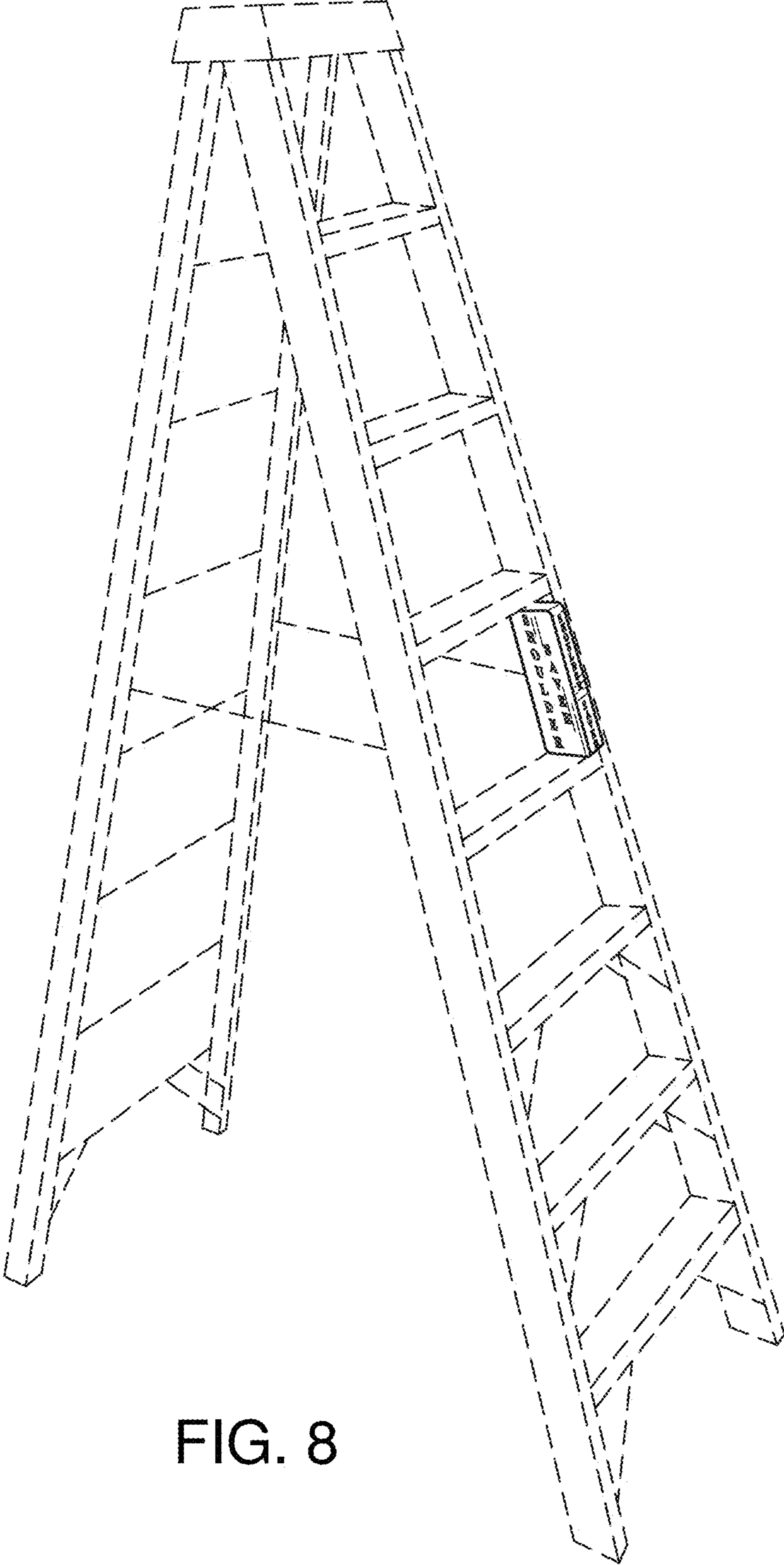


FIG. 8