



US00D924432S

(12) **United States Design Patent**
Chican

(10) **Patent No.:** **US D924,432 S**

(45) **Date of Patent:** **** Jul. 6, 2021**

(54) **PLATFORM WITH SEATS FOR AUDITORIUMS**
(71) Applicant: **Pierre Chican**, L'Isle-Adam (FR)
(72) Inventor: **Pierre Chican**, L'Isle-Adam (FR)

(**) Term: **15 Years**
(21) Appl. No.: **35/507,181**

(22) Filed: **Feb. 27, 2019**

(80) **Hague Agreement Data**

Int. Filing Date: **Feb. 27, 2019**
Int. Reg. No.: **DM/202047**
Int. Reg. Date: **Feb. 27, 2019**
Int. Reg. Pub. Date: **Aug. 2, 2019**

(51) **LOC (13) Cl.** **25-03**

(52) **U.S. Cl.**
USPC **D25/12**

(58) **Field of Classification Search**
USPC D25/1, 2, 3, 4, 5, 6, 7, 8, 9, 10, 11, 12, D25/13, 14, 15, 16, 17, 18, 19, 20, 21, D25/22, 23, 24, 25, 26, 27, 28, 29, 30, D25/31, 32, 33, 34, 35
CPC E04B 1/3211; E04B 2001/3294; E04B 2001/3247; E04B 2001/3252; E04B 2001/3288; E04B 7/105; E04H 3/22; E04H 1/02; E04H 3/30; E04H 2003/147; A47C 1/12; A63J 25/00
See application file for complete search history.

(56) **References Cited**

U.S. PATENT DOCUMENTS

3,399,501 A * 9/1968 Rossman E04H 3/22 52/10
D261,432 S * 10/1981 Ballard D25/19
4,848,047 A * 7/1989 Sneyd E04B 1/3211 52/81.2

5,170,599 A * 12/1992 Knight E04B 1/3211 52/91.1
6,164,018 A * 12/2000 Runge E04H 3/22 52/174
2014/0235362 A1 * 8/2014 Fox H04R 27/00 472/75
2016/0153208 A1 * 6/2016 Oehl E04F 19/02 52/6
2017/0326469 A1 * 11/2017 Hoddle E04H 3/12
2018/0288379 A1 * 10/2018 Weisgerber G03B 21/13
2019/0323248 A1 * 10/2019 Chican E04H 3/30
2019/0387884 A1 * 12/2019 Jacobs A47C 7/622
2020/0029406 A1 * 1/2020 Chang B60Q 3/43

* cited by examiner

Primary Examiner — Samantha Q Lawrence
(74) *Attorney, Agent, or Firm* — BakerHostetler

(57) **CLAIM**

The ornamental design for platform with seats for auditoriums, as shown and described.

DESCRIPTION

Platform with seats for auditoriums
Figure 2.1 is a front view of a platform with seats for auditoriums;
Figure 2.2 is a top view thereof;
Figure 2.3 is a bottom view thereof;
Figure 2.4 is a side view thereof;
Figure 2.5 is a front perspective view thereof;
Figure 2.6 is another front view thereof; and
Figure 2.7 is a back view thereof.

The design consists in a new form of platform with seats for a cinema, theater or auditorium; the platform having circular lines and a specific design; in addition, this platform shall be mounted on an inclined wall in a cinema, theater or auditorium, thus creating a specific layout, producing a particular overall visual impression.

The broken lines shown in Figures 2.1, 2.2, 2.4, 2.5, and 2.6 illustrates environment and forms no part of the claimed design.

1 Claim, 7 Drawing Sheets




Fig. 2.1

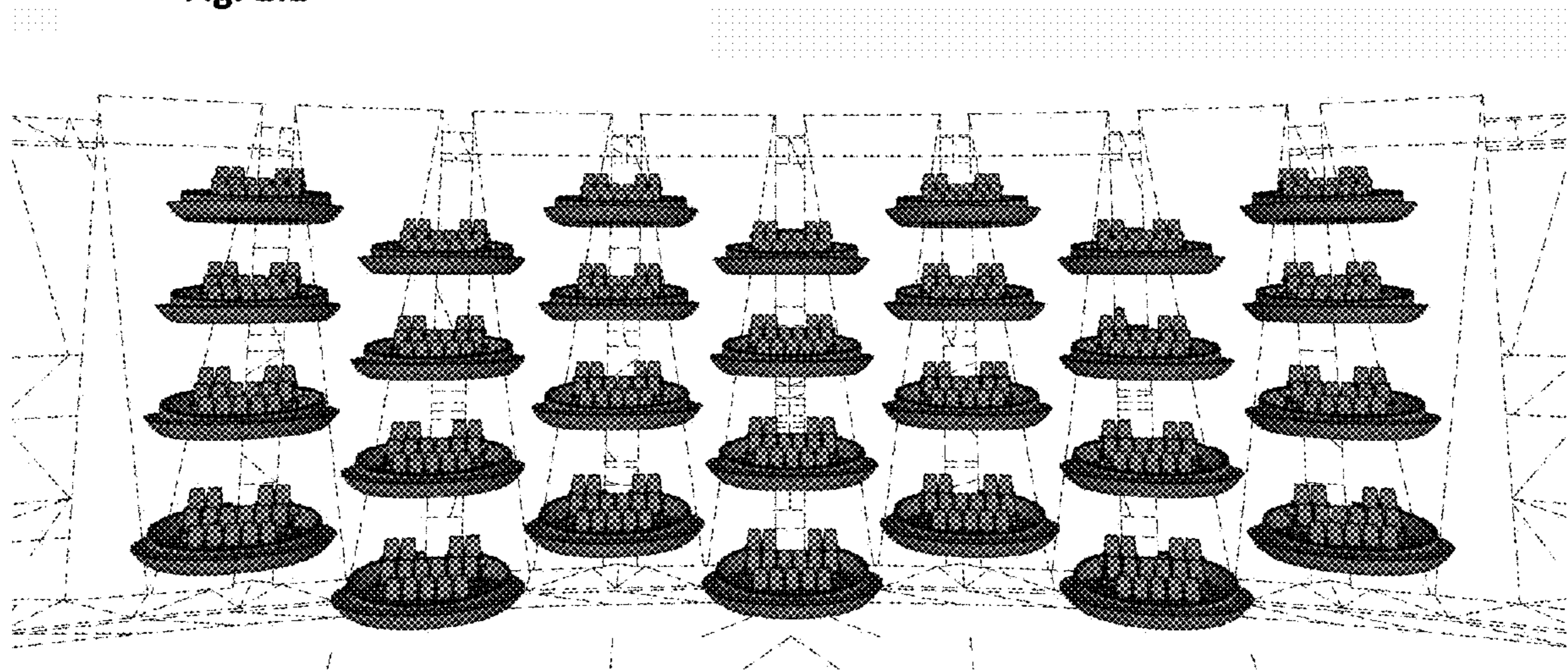


Fig. 2.2

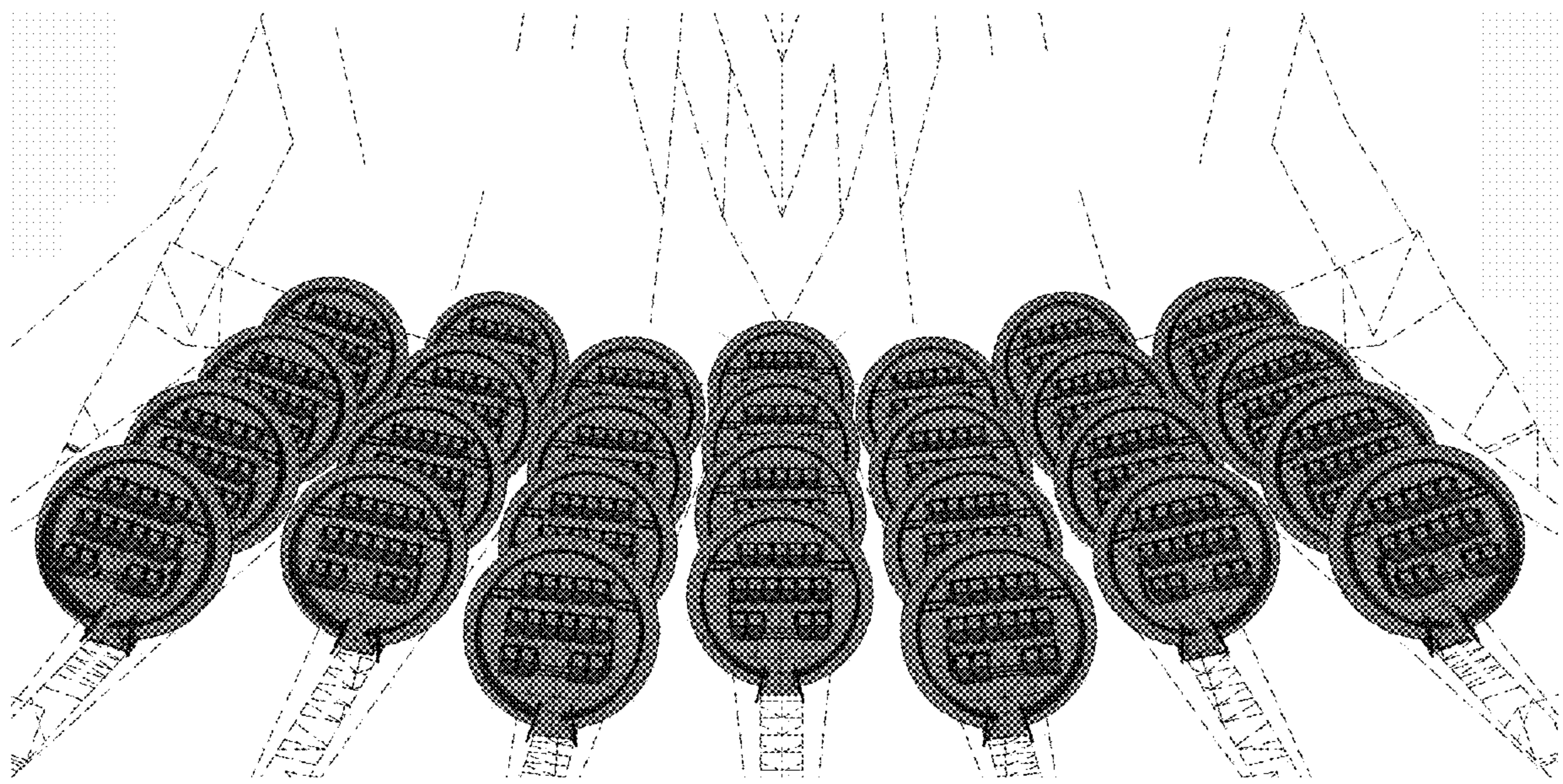


Fig. 2.3

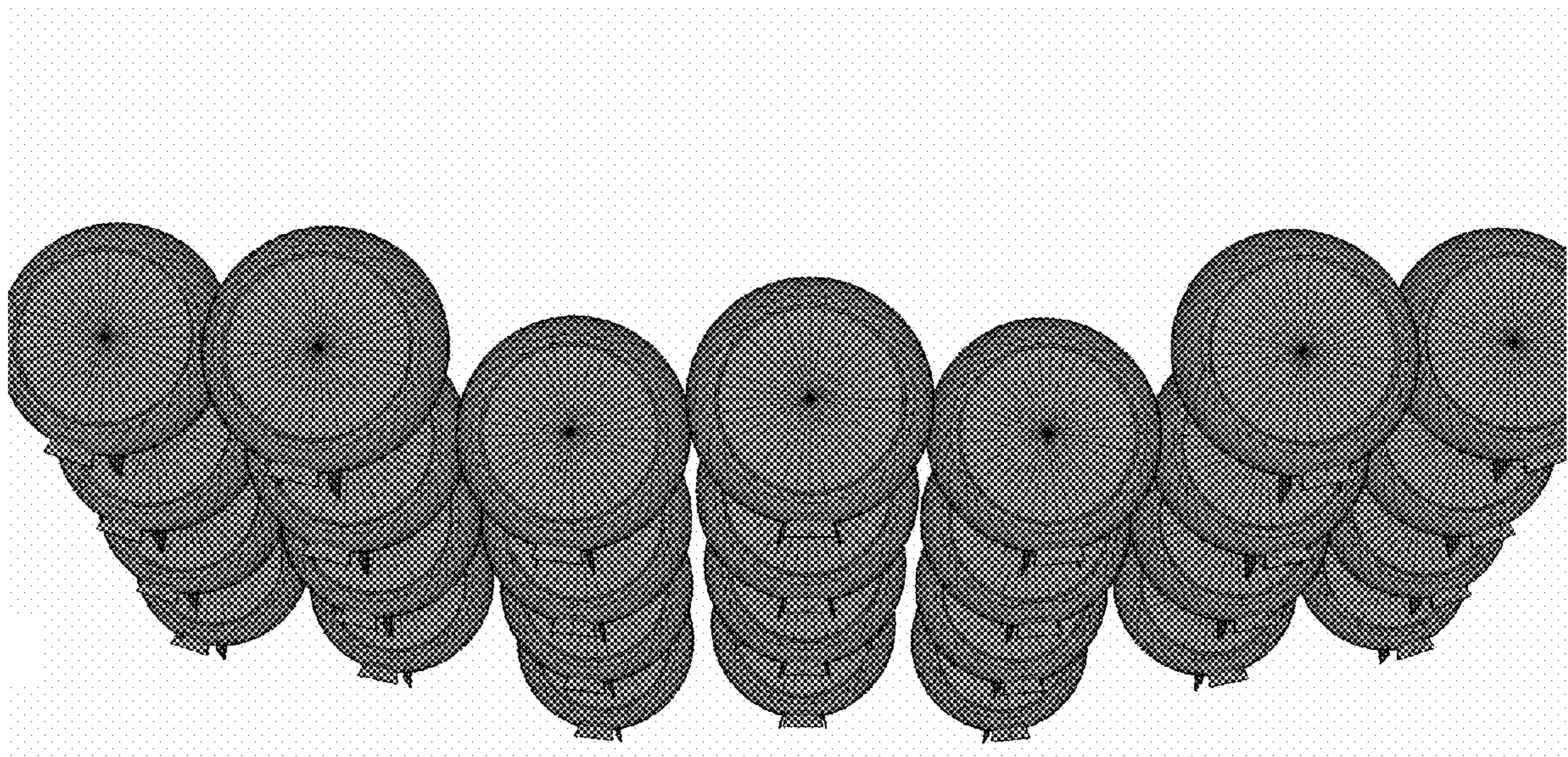


Fig. 2.4

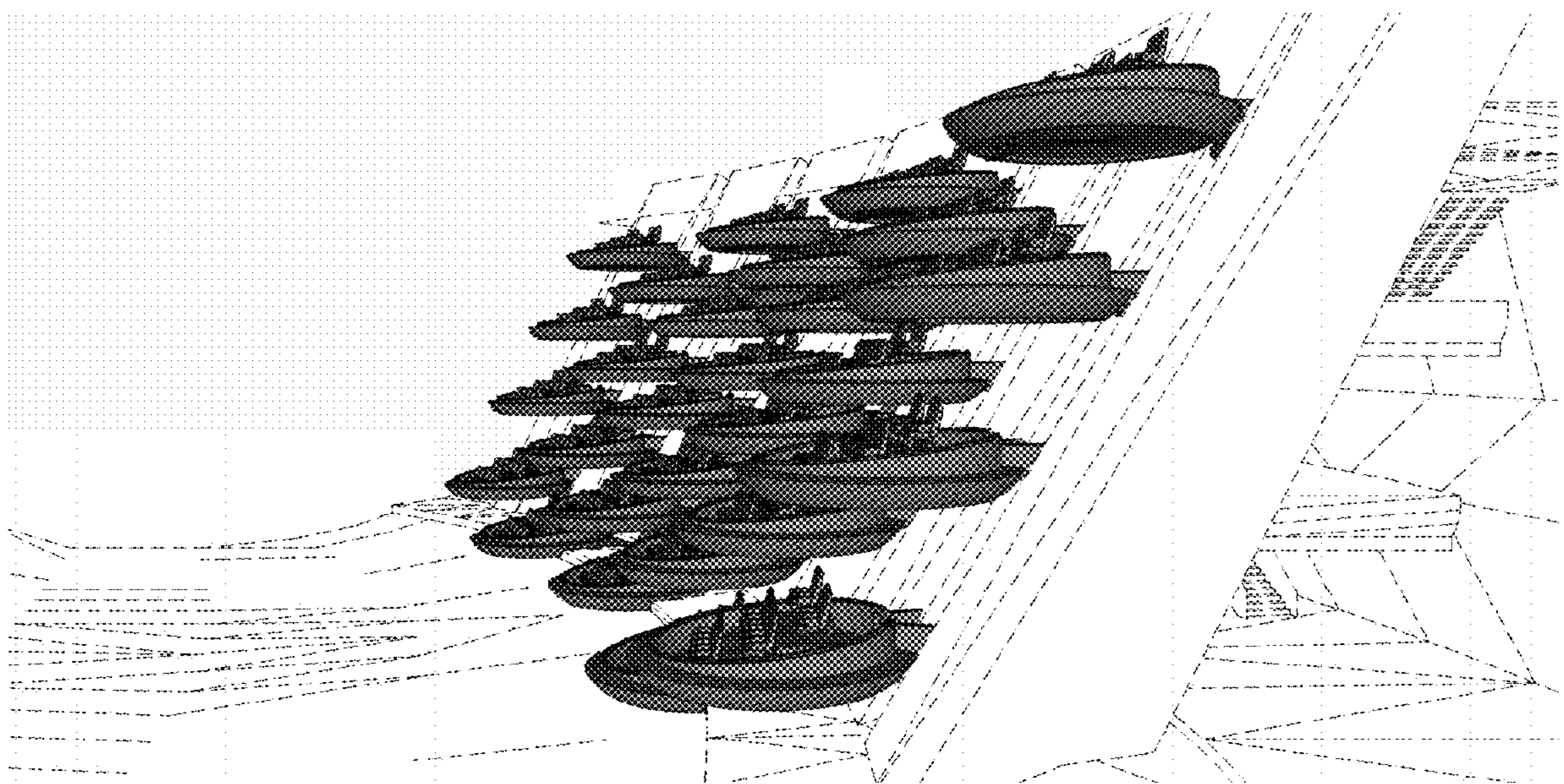


Fig. 2.5




Fig. 2.6

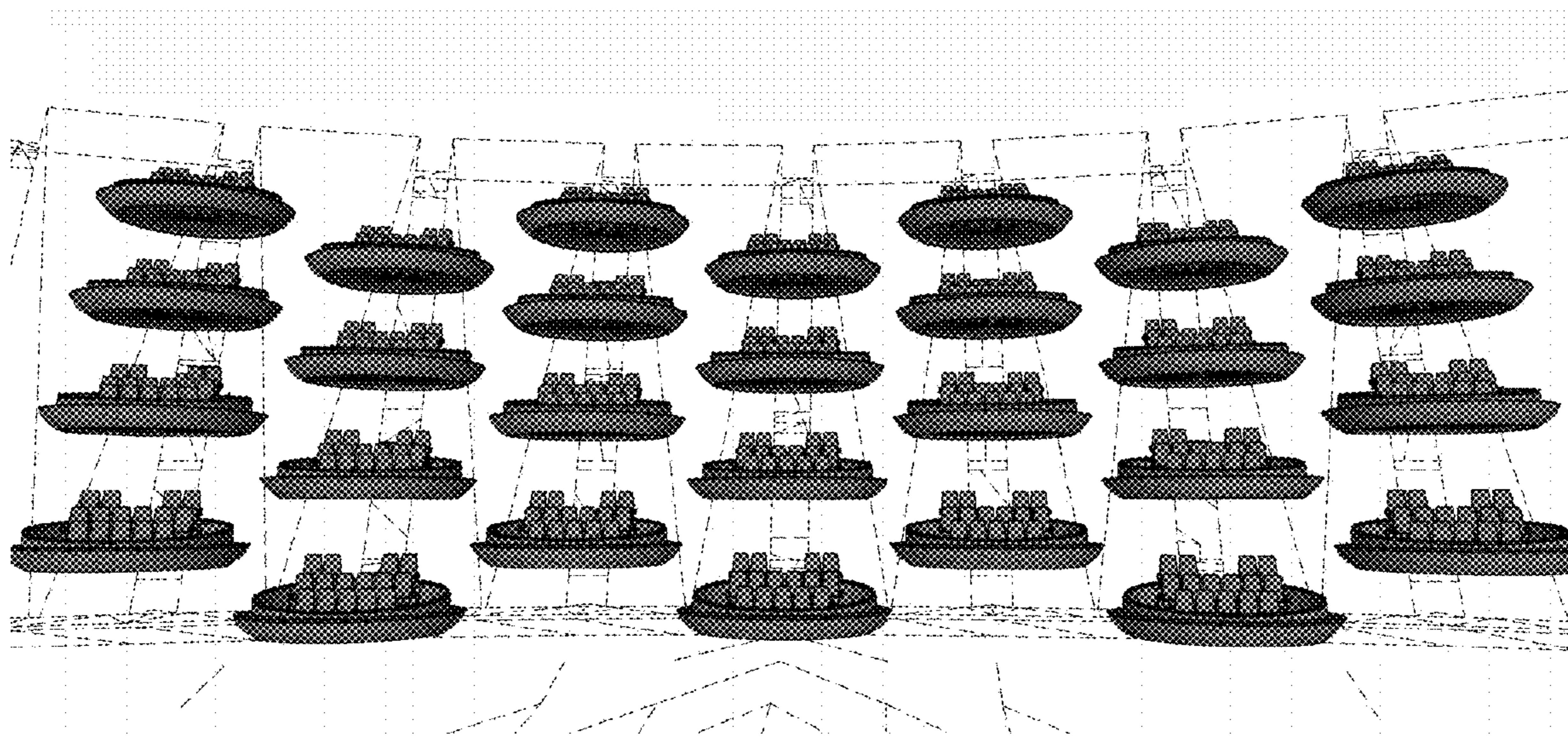


Fig. 2.7

