



US00D924428S

(12) **United States Design Patent** (10) **Patent No.:** **US D924,428 S**  
**Chen** (45) **Date of Patent:** **\*\* Jul. 6, 2021**

(54) **MOBILE PHONE STERILIZER**

(71) Applicant: **SHENZHEN HYGEA TECHNOLOGY CO., LTD**, Shenzhen (CN)

(72) Inventor: **Rong Chen**, Shenzhen (CN)

(\*\*) Term: **15 Years**

(21) Appl. No.: **29/736,012**

(22) Filed: **May 27, 2020**

(51) **LOC (13) Cl.** ..... **24-01**

(52) **U.S. Cl.**  
USPC ..... **D24/217**

(58) **Field of Classification Search**  
USPC ..... D24/216–219, 231, 232; D32/1, 25; D3/203.1, 294  
CPC ... A61L 2/26; A61L 2/10; A61L 2/025; A61L 2202/11; A61L 2202/23; A61L 2202/122; A61L 2202/10

See application file for complete search history.

(56) **References Cited**

**U.S. PATENT DOCUMENTS**

D502,546 S *	3/2005	Shin	.....	D24/217
D790,725 S *	6/2017	Orcutt	.....	D24/216
D854,705 S *	7/2019	Ouyang	.....	D24/217
D882,262 S *	4/2020	Zhang	.....	D3/294
D885,603 S *	5/2020	Zhang	.....	D24/217
D887,006 S *	6/2020	Frenkler	.....	D24/176
D893,740 S *	8/2020	Lv	.....	D24/217
D900,333 S *	10/2020	Xie	.....	D24/217
D907,103 S *	1/2021	Zhao	.....	D16/230
D914,233 S *	3/2021	Yi	.....	D24/217
D914,234 S *	3/2021	Yi	.....	D24/217

D916,311 S *	4/2021	Yoo	.....	D24/217
2017/0324267 A1 *	11/2017	Decker	.....	H02J 7/0042
2019/0099509 A1 *	4/2019	Martz	.....	A61L 2/10

**FOREIGN PATENT DOCUMENTS**

CN 306013598 \* 8/2020

**OTHER PUBLICATIONS**

Shenzhen Hygea Technology, UV Sanitizing Box, posted at <https://hygealedlight.en.alibaba.com/>, no posting date, retrieved May 4, 2021, online, URL: [https://hygealedlight.en.alibaba.com/\(Year: 2021\).](https://hygealedlight.en.alibaba.com/(Year: 2021).)\*

\* cited by examiner

*Primary Examiner* — Lilyana Bekic  
*Assistant Examiner* — Mary Shannon Malley


(57) **CLAIM**

The ornamental design for a mobile phone sterilizer, as shown and described.

**DESCRIPTION**

FIG. 1 is a perspective view of a mobile phone sterilizer showing my new design;  
FIG. 2 is another perspective view thereof;  
FIG. 3 is a front view thereof;  
FIG. 4 is a rear view thereof;  
FIG. 5 is a left side view thereof;  
FIG. 6 is a right side view thereof;  
FIG. 7 is a top plan view thereof; and,  
FIG. 8 is a bottom plan view thereof.  
The broken lines in the figures illustrate portions of the mobile phone sterilizer that form no part of the claimed design.

**1 Claim, 8 Drawing Sheets**



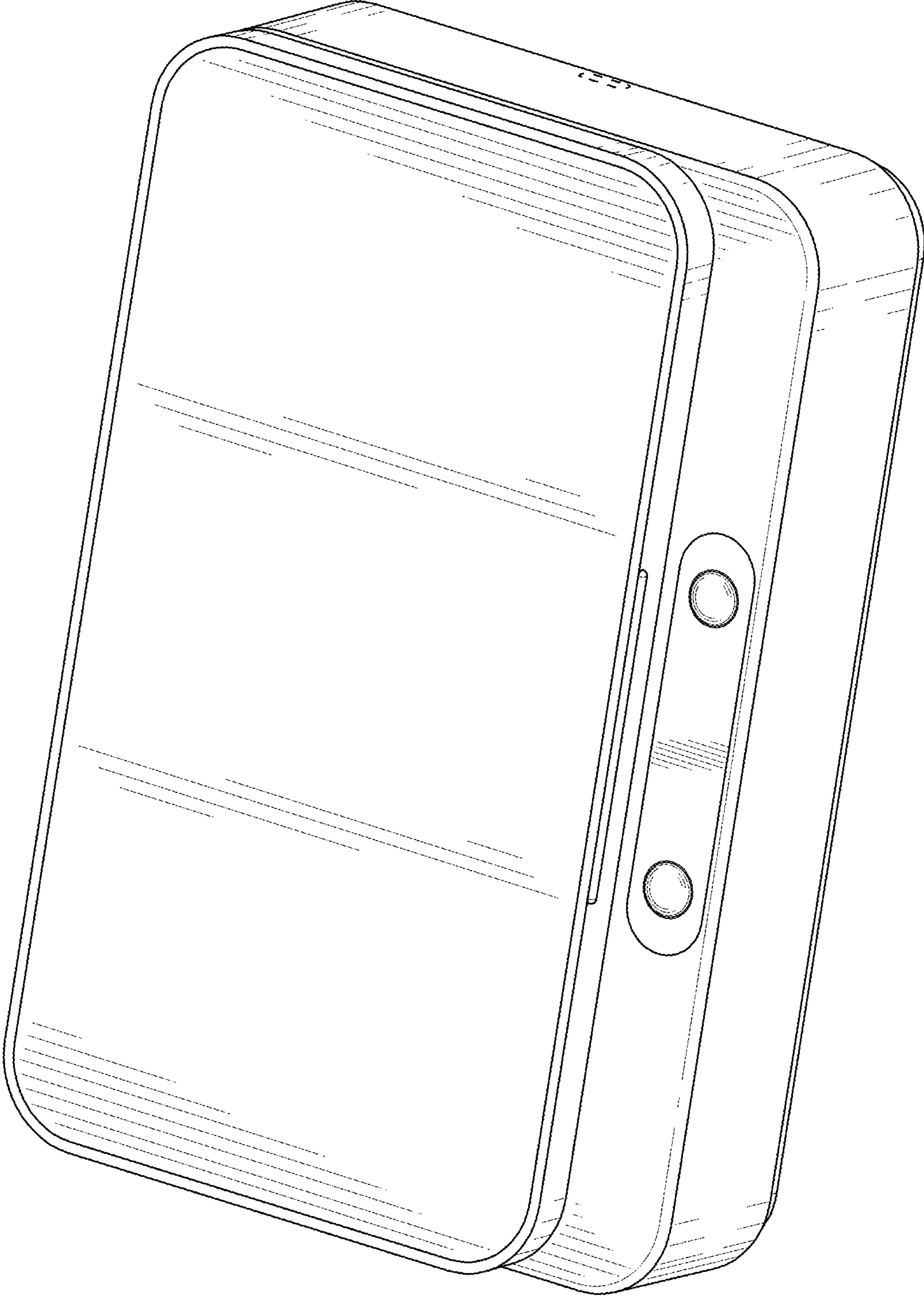


FIG. 1




FIG. 2




FIG. 3



FIG. 4




FIG. 5

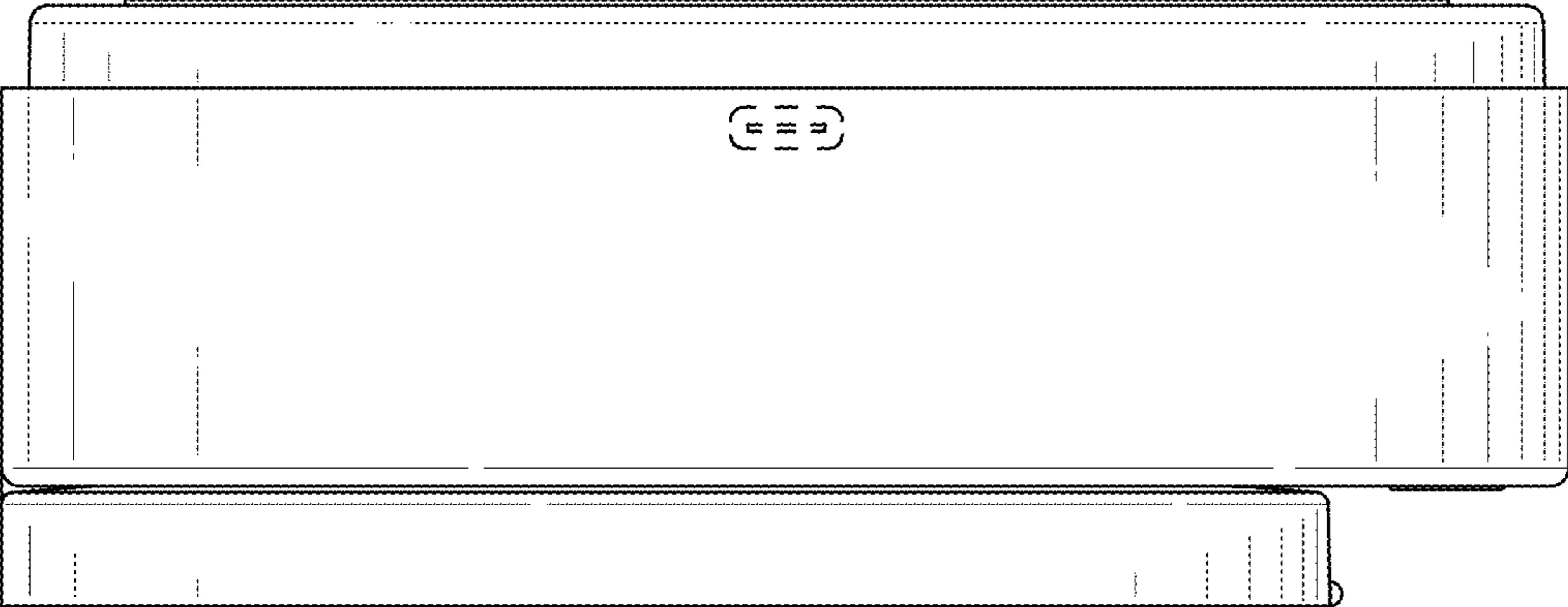


FIG. 6




FIG. 7






FIG. 8