



US00D924427S

(12) **United States Design Patent** (10) **Patent No.:** **US D924,427 S**  
**Chevalier et al.** (45) **Date of Patent:** **\*\* Jul. 6, 2021**

(54) **CHROMATOGRAPH CABINET**  
(71) Applicant: **NOVASEP PROCESS**, Pompey (FR)  
(72) Inventors: **Jerome Chevalier**, Pournoy-la-grasse (FR); **Stephane Neveu**, Strasbourg (FR); **Yan Schnell**, Strasbourg (FR)  
(73) Assignee: **NOVASEP PROCESS**, Pompey (FR)  
(\*\*) Term: **15 Years**  
(21) Appl. No.: **29/648,926**  
(22) Filed: **May 24, 2018**  
(30) **Foreign Application Priority Data**

Dec. 28, 2017 (EM) ..... 004566511-0002

(51) **LOC (13) Cl.** ..... **24-01**  
(52) **U.S. Cl.**  
USPC ..... **D24/216**

(58) **Field of Classification Search**  
USPC ..... D24/216, 219, 223, 224, 227, 229, 230, D24/231, 232, 233, 234, 107, 186, 217, D24/220, 225, 226; D10/81, 97; D6/72, D6/675, 675.5, 663  
CPC ..... G01N 2035/00306; G01N 2035/00326; G01N 2035/00336; G01N 33/53; G01N 33/5302; G01N 33/569; B01L 7/52  
See application file for complete search history.

(56) **References Cited**

**U.S. PATENT DOCUMENTS**

D354,013 S \* 1/1995 Ninomiya ..... D10/81  
D646,189 S \* 10/2011 Dinter ..... D10/81  
D712,692 S \* 9/2014 McManic ..... D6/702  
D717,081 S \* 11/2014 Dworman ..... D6/657  
D727,477 S \* 4/2015 Mayer ..... D23/286  
D750,989 S \* 3/2016 Shimizu ..... D10/81  
D802,156 S \* 11/2017 Barton ..... D24/216  
D822,848 S \* 7/2018 Lemke ..... D24/232

2008/0290016 A1\* 11/2008 Bailey ..... B01D 15/22 210/198.2  
2017/0008651 A1\* 1/2017 Lizari Illarramendi .. B65B 3/04  
2019/0137531 A1\* 5/2019 Zhu ..... G01N 35/04

**OTHER PUBLICATIONS**

Hipersep Pilot®, a new concept in the HPLC world, posted at youtube.com, posted Nov. 29, 2017, online, URL:https://www.youtube.com/watch?v=fztqlhKSfts (Year: 2017).\*

(Continued)

*Primary Examiner* — Lilyana Bekic  
*Assistant Examiner* — Mary Shannon Malley  
(74) *Attorney, Agent, or Firm* — Notaro, Michalos & Zaccaria P.C.


(57) **CLAIM**

The ornamental design for a chromatograph cabinet, as shown and described.

**DESCRIPTION**

FIG. 1 is a front, left perspective view of a chromatograph cabinet showing our new design therefor;  
FIG. 2 is a right side view thereof;  
FIG. 3 is a rear view thereof;  
FIG. 4 is a front view thereof;  
FIG. 5 is a left side view thereof;  
FIG. 6 is a front, left perspective view of the chromatograph cabinet shown with three of the modules removed in order to show structure that is hidden from view when all of the modules are attached; and,  
FIG. 7 is a top view of the design of FIGS. 1-5.  
The dash-dash broken lines in the figures and the lower opacity areas within the dash-dash lines show portions of the chromatograph that form no part of the claimed design.

**1 Claim, 7 Drawing Sheets**



(56)

**References Cited**

OTHER PUBLICATIONS

BioSC™ Pilot, the winning combination for your biologics purification, posted at youtube.com, posted Jun. 11, 2018, online, URL:<https://www.youtube.com/watch?v=cApl31c1dbs> (Year: 2018).\*

Achieve Integrated and Scalable Continuous Chromatography, posted at downstreamcolumn.com, posted Aug. 17, 2017, online, URL:<https://downstreamcolumn.com/cool-tools/achieve-integrated-scalable-continuous-chromatography/> (Year: 2017).\*

Cadence™ BioSMB Process 80 System and Cadence BioSMB Process 350 System, posted at products.pall.cn, no posting date, online, URL:[https://products.pall.cn/cn/en\\_US/Biopharmaceuticals/Continuous-Processing/BP0302/cadence-biosmb-process-80-system-and-cadence-biosmb-process-350-system-zidiqdr519](https://products.pall.cn/cn/en_US/Biopharmaceuticals/Continuous-Processing/BP0302/cadence-biosmb-process-80-system-and-cadence-biosmb-process-350-system-zidiqdr519) (Year: 2019).\*

\* cited by examiner



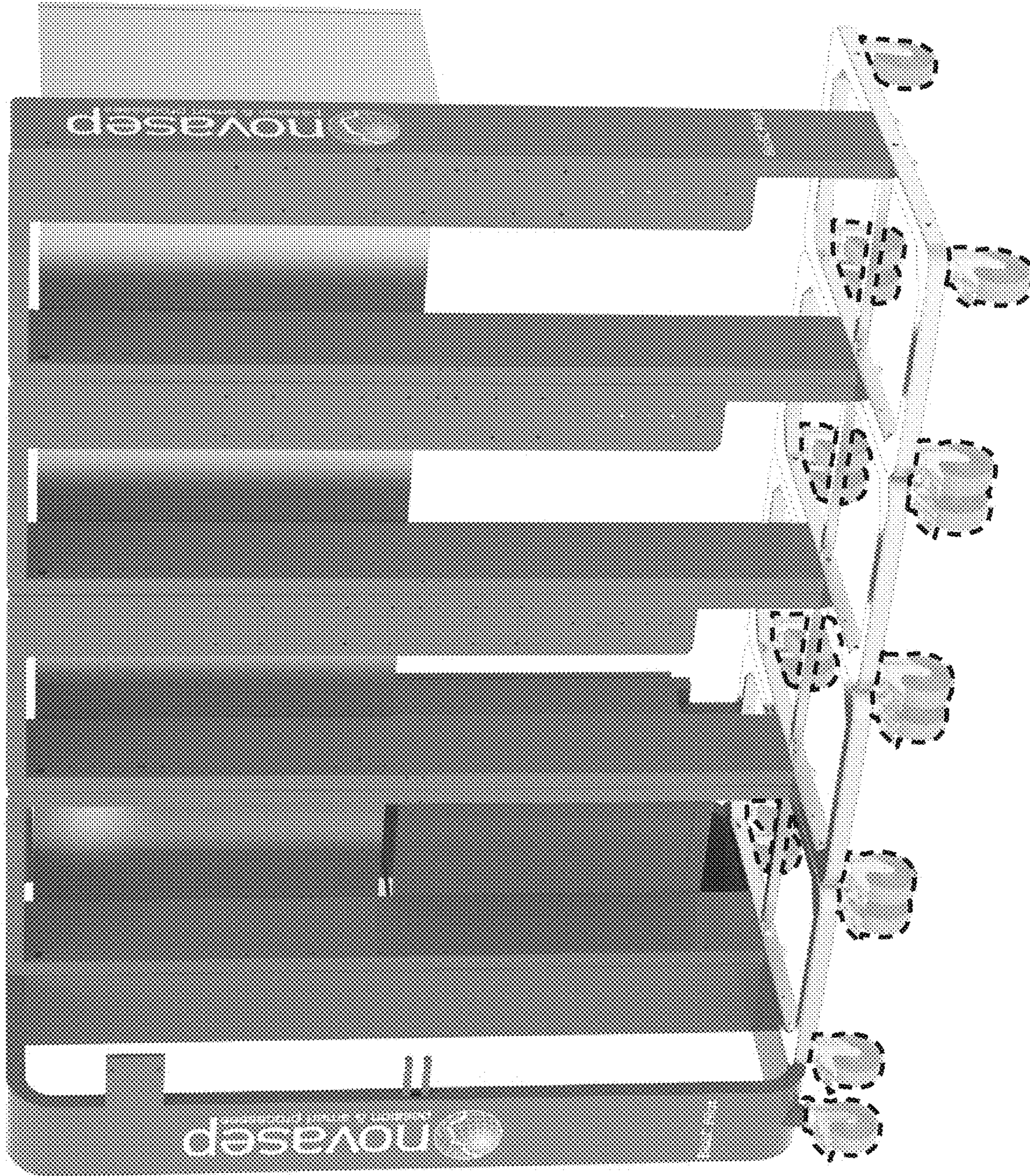


FIG. 1



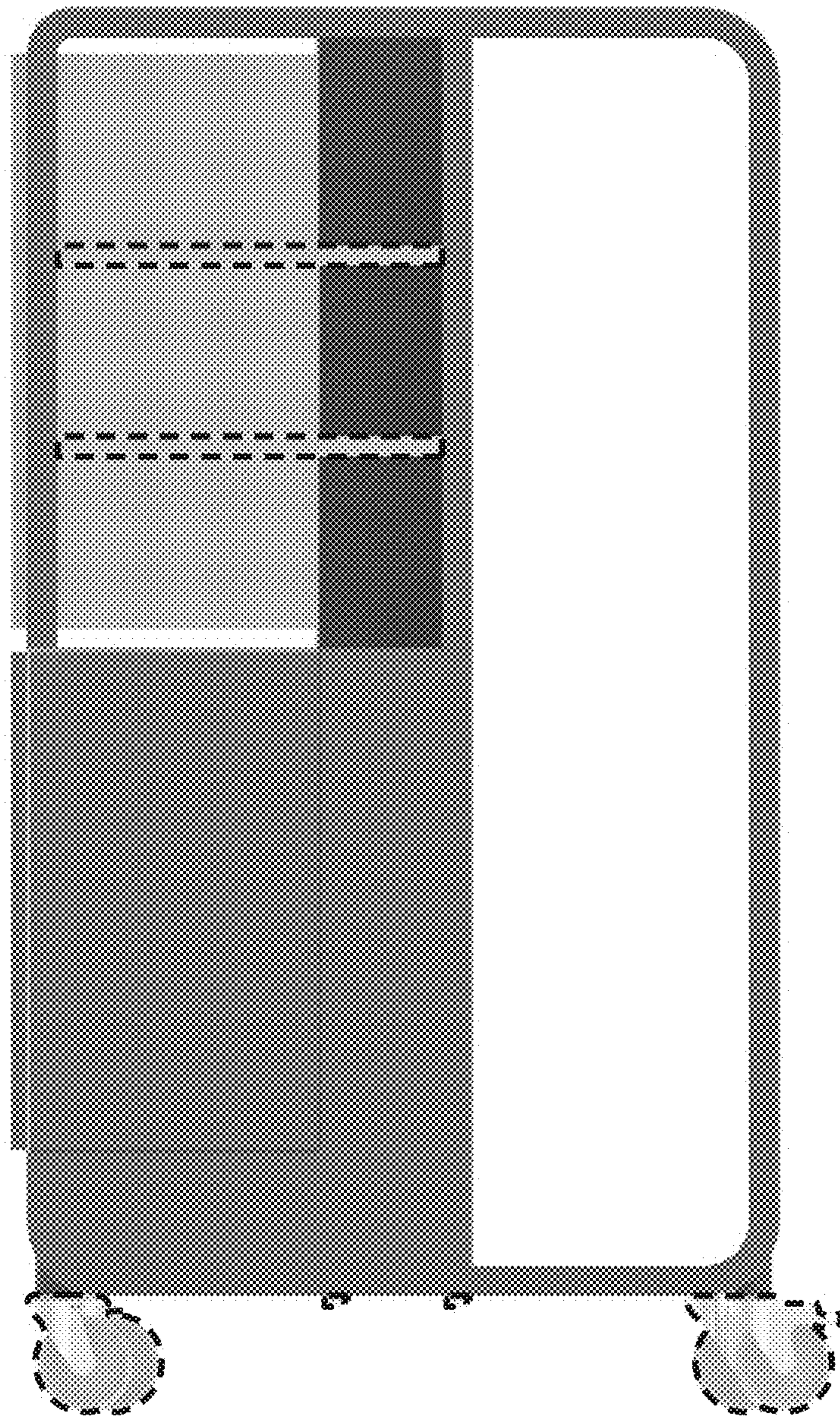


FIG. 2



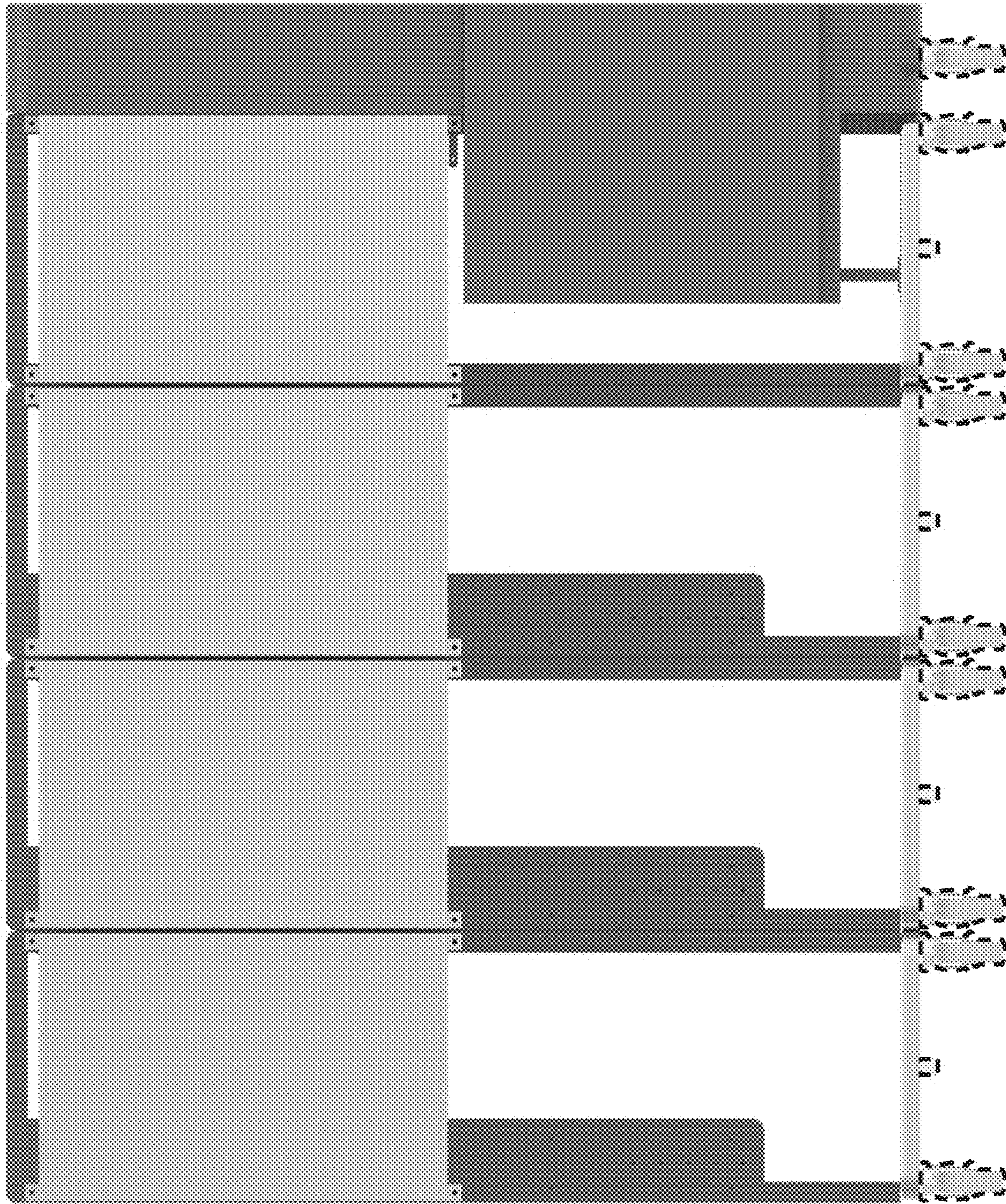



FIG. 3










FIG. 5






FIG. 6



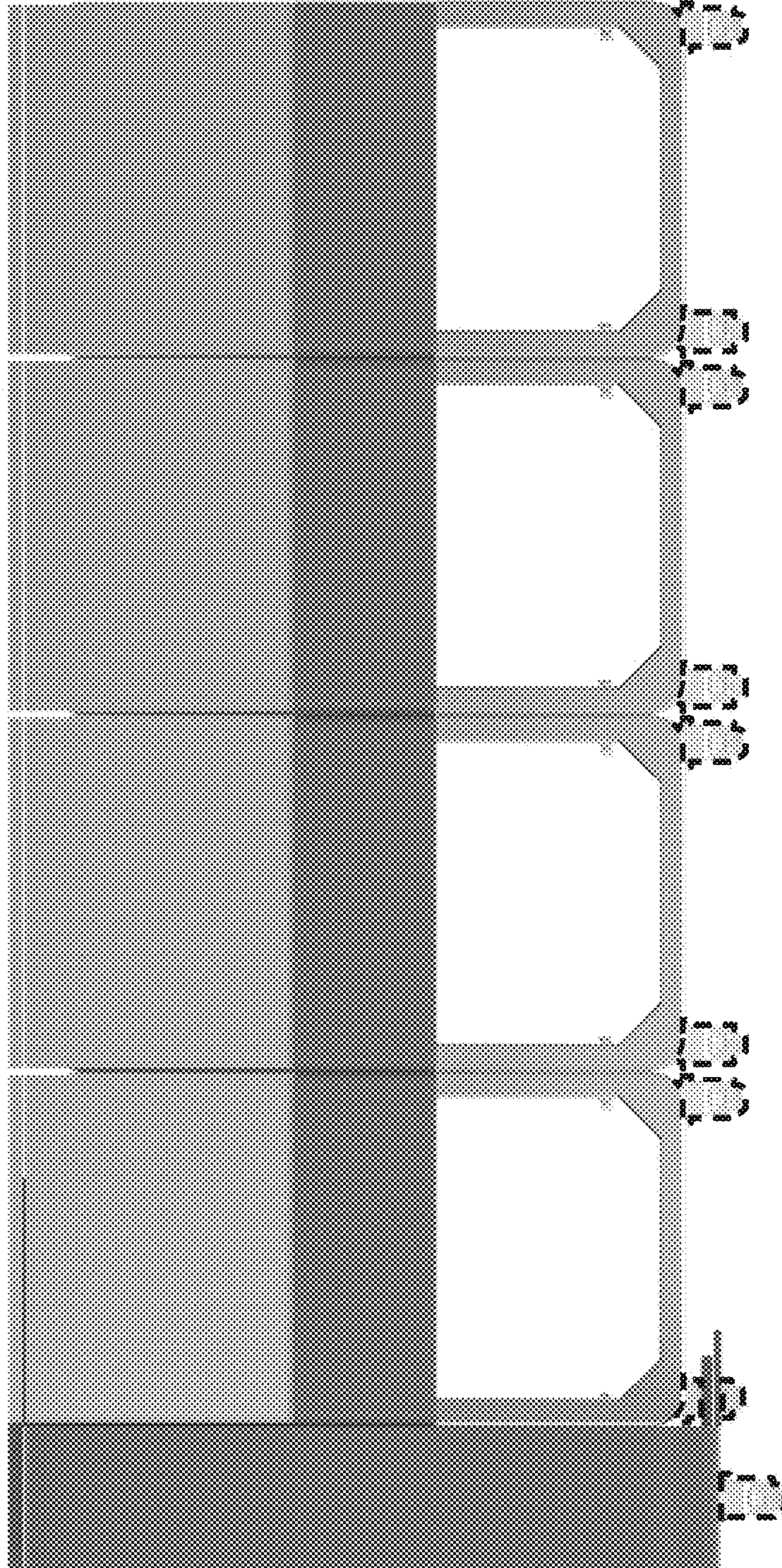


FIG. 7