



US00D924423S

(12) **United States Design Patent**
Luo et al.

(10) **Patent No.:** **US D924,423 S**
(45) **Date of Patent:** **** Jul. 6, 2021**

(54) **EYE MASSAGER**
(71) Applicant: **Shenzhen Hongwang Nicemay Electric Co., Ltd, Shenzhen (CN)**
(72) Inventors: **Dewei Luo, Shenzhen (CN); Yongpeng Tang, Shenzhen (CN); Guowen Zheng, Shenzhen (CN)**
(73) Assignee: **Shenzhen Hongwang Nicemay Electric Co., Ltd, Shenzhen (CN)**

8,177,450 B2 * 5/2012 Zhang A61H 7/005
401/265
D696,413 S * 12/2013 Tai D24/215
D827,843 S * 9/2018 Bainton D24/200
D853,572 S * 7/2019 Yi D24/200
D899,616 S * 10/2020 Jung D24/215
2017/0172837 A1 * 6/2017 Yang A61H 7/005
2019/0343712 A1 * 11/2019 Cheng A61H 15/0078

* cited by examiner

Primary Examiner — Wan Laymon

(**) Term: **15 Years**

(21) Appl. No.: **29/728,342**

(22) Filed: **Mar. 18, 2020**

(51) **LOC (13) Cl.** **28-03**

(52) **U.S. Cl.**

USPC **D24/215**

(58) **Field of Classification Search**

USPC D24/200, 211–215

CPC .. A61H 15/00; A61H 15/0078; A61H 15/085;

A61H 15/0092; A61H 15/02; A61H

2015/0007; A61H 2015/0035; A61H

2015/0042; A61H 2015/005; A61H

2015/0064; A61H 2015/0071; A61H 7/00;

A61H 7/001; A61H 7/002; A61H 7/003;

A61H 7/004; A61H 7/005; A61H

2205/024

See application file for complete search history.

(56) **References Cited**

U.S. PATENT DOCUMENTS

D538,430 S * 3/2007 Ohta D24/214

7,678,066 B2 * 3/2010 Habatjou A61H 15/0092

601/15

(57) **CLAIM**

The ornamental design for an eye massager, as shown and described.

DESCRIPTION

FIG. 1 is a perspective view of an eye massager showing our new design;

FIG. 2 is another perspective view thereof;

FIG. 3 is a front elevational view thereof;

FIG. 4 is a rear elevational view thereof;

FIG. 5 is a left side elevational view thereof;

FIG. 6 is a right side elevational view thereof;

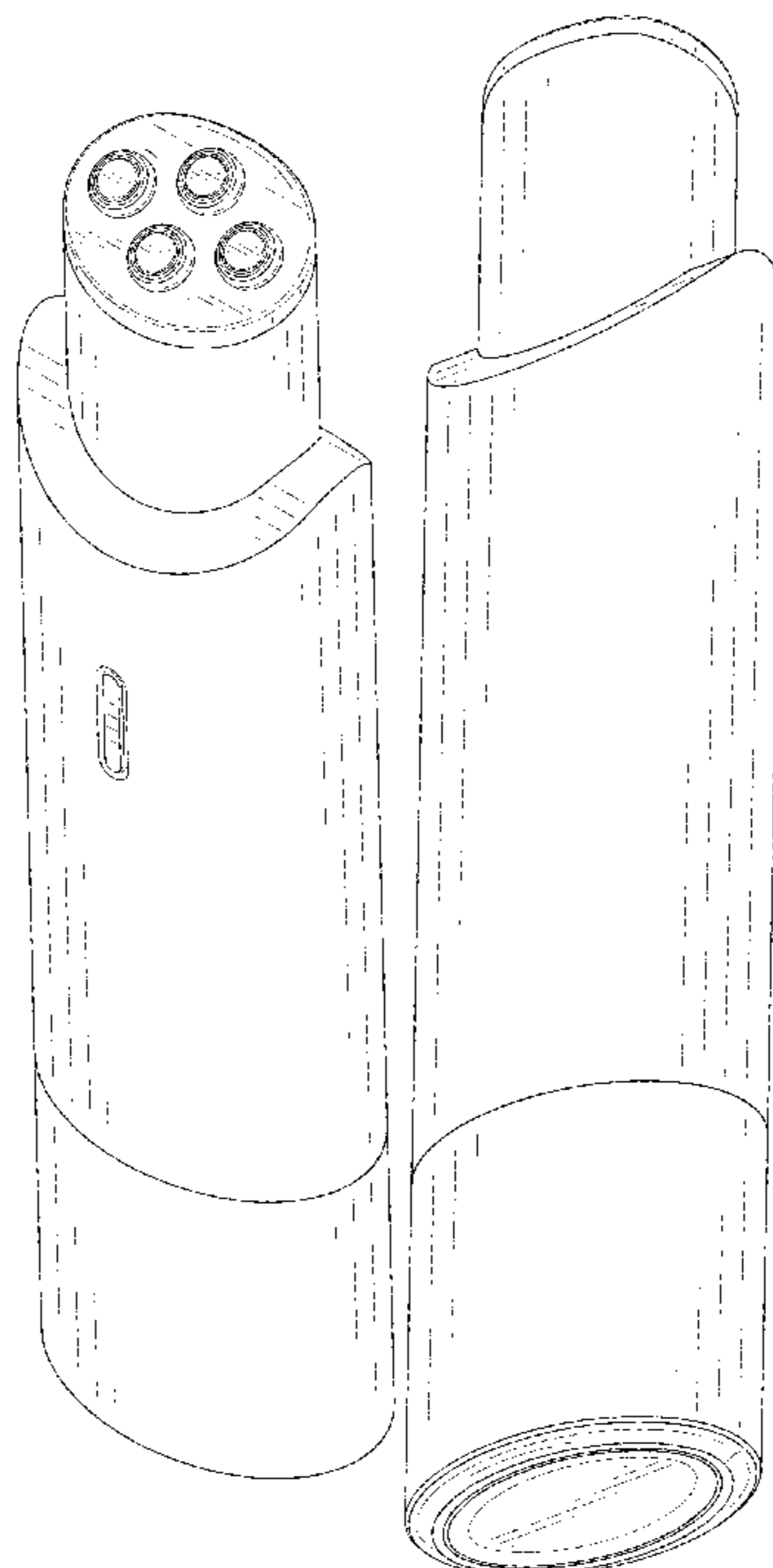
FIG. 7 is a top plan view thereof;

FIG. 8 is a bottom plan view thereof; and,

FIG. 9 is a perspective view of the eye massager with the cap on.

The broken lines in the drawings are for the purpose of illustrating portions of the eye massager that form no part of the claimed design.

1 Claim, 9 Drawing Sheets



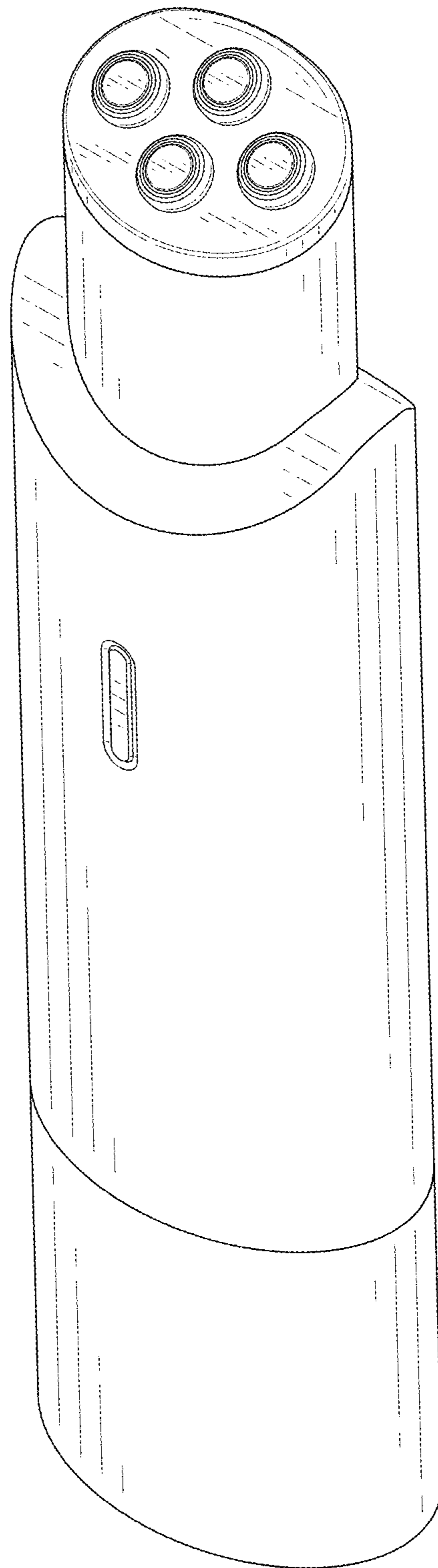


FIG. 1

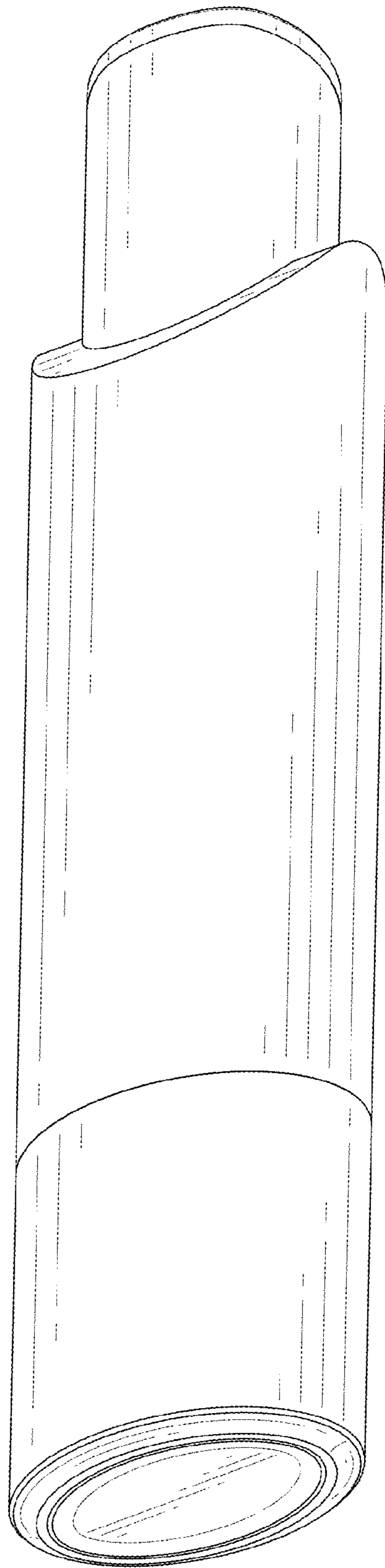


FIG. 2

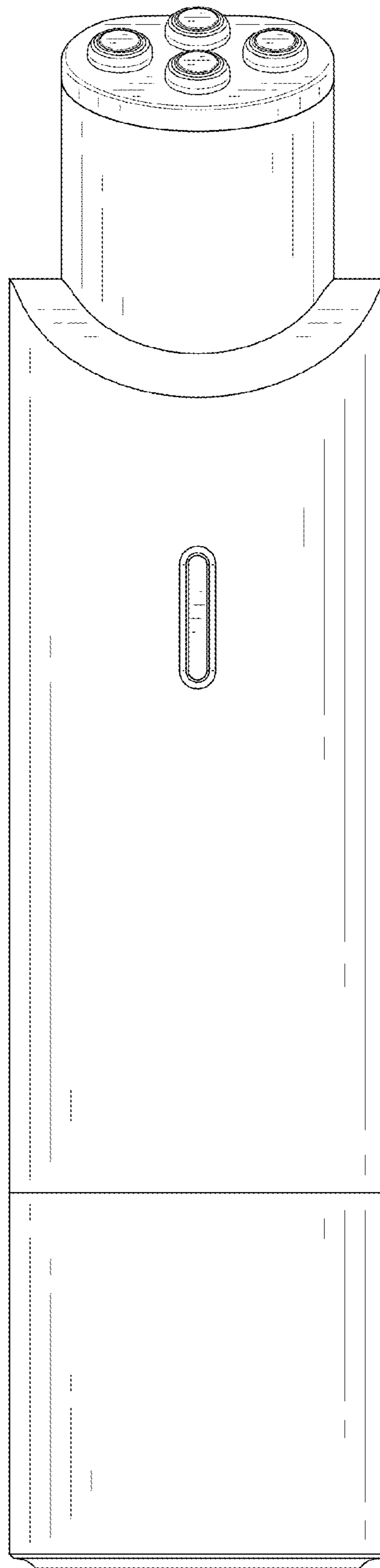


FIG. 3




FIG. 4

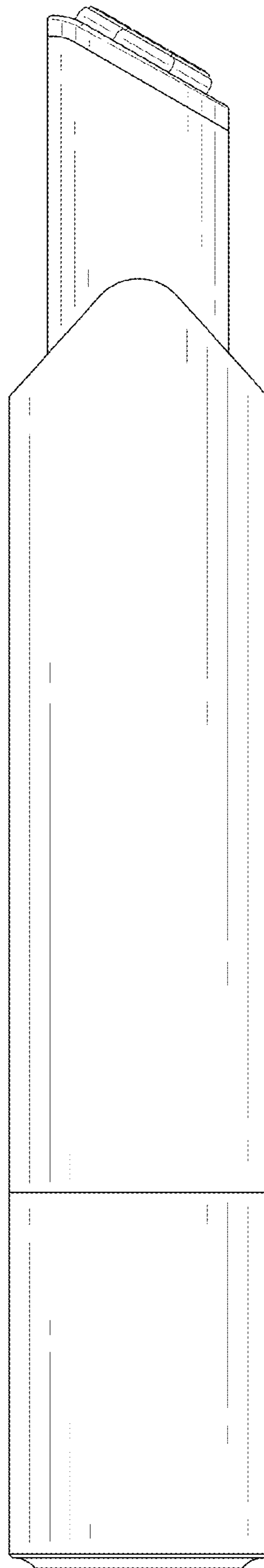


FIG. 5

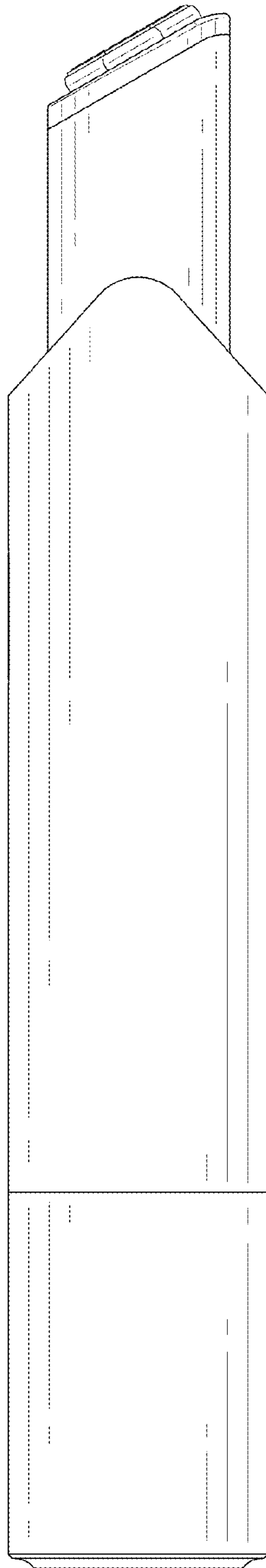


FIG. 6

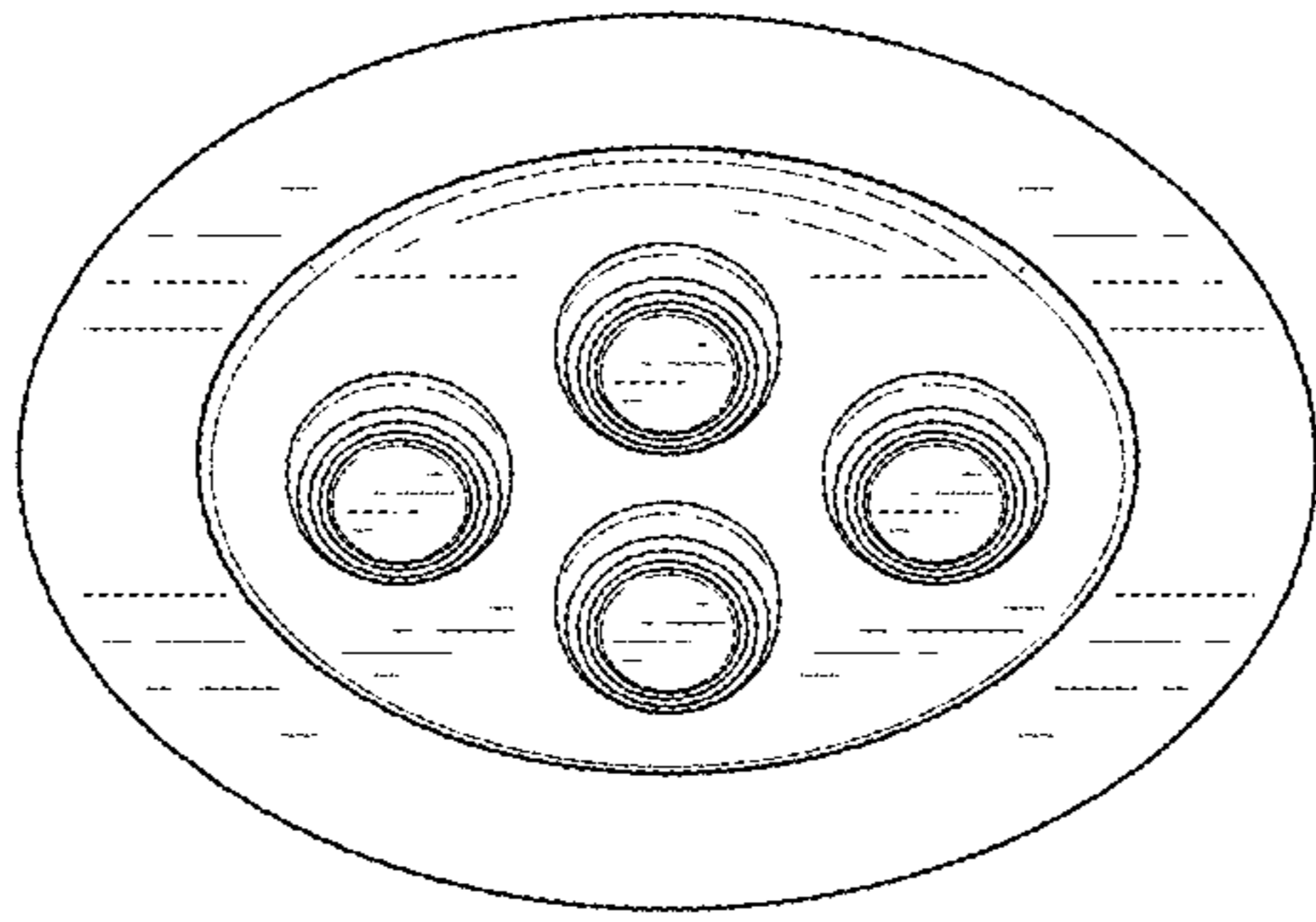


FIG. 7

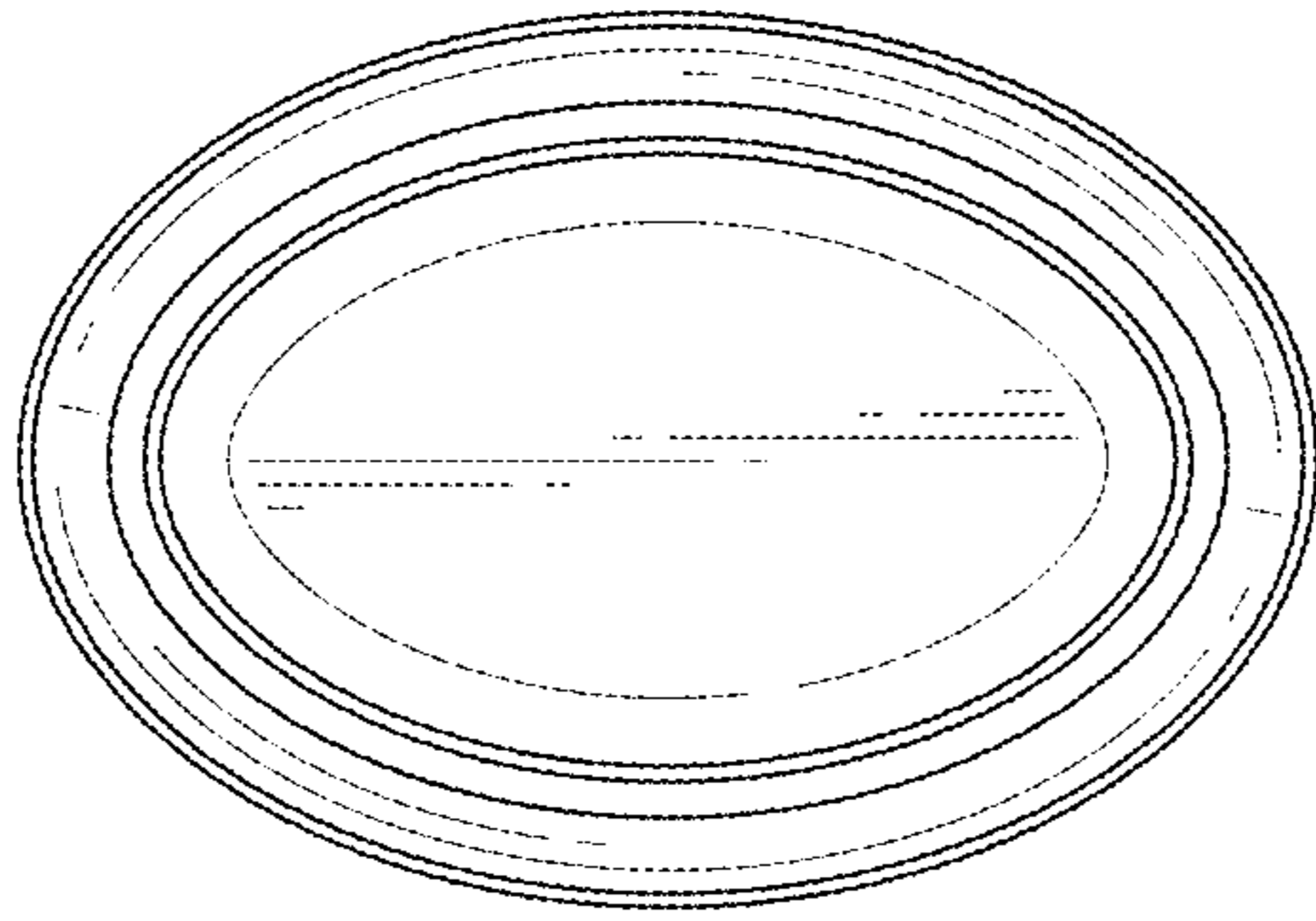


FIG. 8




FIG. 9