



US00D924417S

(12) **United States Design Patent**  
**Davis et al.**

(10) **Patent No.:** **US D924,417 S**  
(45) **Date of Patent:** **\*\* Jul. 6, 2021**

(54) **BARREL MASSAGE ROLLER**

(71) Applicants: **Richard Davis**, Owasso, OK (US);  
**Charles Caswell**, Tulsa, OK (US)

(72) Inventors: **Richard Davis**, Owasso, OK (US);  
**Charles Caswell**, Tulsa, OK (US)

(73) Assignee: **GoFit, L.L.C.**, Tulsa, OK (US)

(\*\*) Term: **15 Years**

(21) Appl. No.: **29/722,517**

(22) Filed: **Jan. 30, 2020**

(51) **LOC (13) Cl.** ..... **28-03**

(52) **U.S. Cl.**  
USPC ..... **D24/211**

(58) **Field of Classification Search**  
USPC ..... D24/200, 211, 212, 213, 214, 215;  
D30/160; D12/178  
CPC ..... A61H 7/001; A61H 7/007; A61H 7/00  
See application file for complete search history.

(56) **References Cited**

U.S. PATENT DOCUMENTS

2,546,095	A *	3/1951	Gustlin	.....	A61H 15/02
					601/121
D253,373	S *	11/1979	Celeste	.....	601/121
D274,649	S *	7/1984	Shiu	.....	D24/212
D299,972	S *	2/1989	Moore	.....	401/208
D361,132	S *	8/1995	Lee	.....	D24/200
D375,578	S *	11/1996	Hibri	.....	D28/37
D660,450	S *	5/2012	Johnson	.....	D24/215
D670,817	S *	11/2012	Narevsky	.....	D24/211

(Continued)

*Primary Examiner* — Cynthia Ramirez

*Assistant Examiner* — Michael A Maharajh

(74) *Attorney, Agent, or Firm* — AJ D. Martinez; Latham,  
Steele, Lehman, Keele, Ratcliff, Freije & Carter, P.C.

(57) **CLAIM**


The ornamental design for a barrel massage roller, as shown and described.

**DESCRIPTION**

FIG. 1 is a front perspective view of a first embodiment of the present invention;  
 FIG. 2 is a front elevation view of the embodiment shown in FIG. 1;  
 FIG. 3 is a rear elevation view of the embodiment shown in FIG. 1;  
 FIG. 4 is a right side view of the embodiment as shown in FIG. 1;  
 FIG. 5 is a left side view of the embodiment as shown in FIG. 1;  
 FIG. 6 is a top view of the embodiment as shown in FIG. 1;  
 FIG. 7 is a bottom view of the embodiment as shown in FIG. 1;  
 FIG. 8 is an enlarged perspective view of the embodiment shown in FIG. 1;  
 FIG. 9 is a front perspective view of a second embodiment of the present invention;  
 FIG. 10 is a front elevation view of the embodiment shown in FIG. 9;  
 FIG. 11 is a rear elevation view of the embodiment shown in FIG. 9;  
 FIG. 12 is a right side view of the embodiment shown in FIG. 9;  
 FIG. 13 is a left side view of the embodiment shown in FIG. 9;  
 FIG. 14 is a top view of the embodiment shown in FIG. 9;  
 FIG. 15 is a bottom view of the embodiment shown in FIG. 9; and,  
 FIG. 16 is an enlarged perspective view of the embodiment shown in FIG. 9.

The broken lines in the drawings are for the purpose of illustrating portions of the barrel massage roller which form no part of the claimed design.

**1 Claim, 14 Drawing Sheets**



(56)

References Cited

U.S. PATENT DOCUMENTS

D689,155 S \* 9/2013 Jahns ..... D21/692  
 D693,934 S \* 11/2013 Lin ..... D24/215  
 D700,346 S \* 2/2014 Palizzi ..... D24/211  
 D700,709 S \* 3/2014 Khodabakhshian ..... D24/211  
 D713,050 S \* 9/2014 Kao ..... A61H 15/00  
 D24/211  
 D736,398 S \* 8/2015 Kwon ..... D24/211  
 D737,456 S \* 8/2015 McDonough ..... A61H 15/0092  
 D24/211  
 D749,233 S \* 2/2016 Phillips ..... A61H 15/0092  
 D24/211  
 D755,304 S \* 5/2016 Ackerman ..... D21/698  
 D764,066 S \* 8/2016 Somjee ..... D24/211  
 D785,103 S \* 4/2017 Townsend ..... D21/662  
 D788,313 S \* 5/2017 Lawrie ..... D24/211  
 D800,330 S \* 10/2017 Loos ..... A61H 15/00  
 D24/211  
 D801,400 S \* 10/2017 Willison ..... D15/78  
 D805,649 S \* 12/2017 Mizelle ..... D24/211  
 D809,612 S \* 2/2018 Ganea ..... D21/662  
 D822,772 S \* 7/2018 Jorgenson ..... D21/662

D825,695 S \* 8/2018 Kim ..... D21/662  
 D827,846 S \* 9/2018 De Nitto ..... D24/211  
 D829,920 S \* 10/2018 Carpinelli ..... D24/211  
 D833,026 S \* 11/2018 Khodabakhshian ..... D24/211  
 D833,027 S \* 11/2018 Viner ..... D24/211  
 D833,635 S \* 11/2018 Chen ..... D24/214  
 D842,486 S \* 3/2019 Kaoru ..... D24/211  
 D845,498 S \* 4/2019 Johnson ..... D24/211  
 D849,338 S \* 5/2019 Becattini, Jr. .... D30/160  
 D863,579 S \* 10/2019 Wang ..... D24/211  
 D863,583 S \* 10/2019 Carpinello ..... D24/213  
 D871,685 S \* 12/2019 McMillan ..... D30/160  
 D872,387 S \* 1/2020 Crane ..... D30/160  
 D876,657 S \* 2/2020 Lin ..... D24/211  
 10,561,923 B1 \* 2/2020 Harvey ..... A63B 21/4035  
 D882,805 S \* 4/2020 Lien ..... D24/211  
 D884,804 S \* 5/2020 Ross ..... D21/662  
 D886,314 S \* 6/2020 Morris ..... D24/211  
 D887,094 S \* 6/2020 Ruan ..... D30/160  
 D903,890 S \* 12/2020 Spratt ..... D24/215  
 2016/0279009 A1 \* 9/2016 Somjee ..... A61H 1/008  
 2016/0331628 A1 \* 11/2016 Kuo ..... A61H 7/007  
 2018/0289581 A1 \* 10/2018 Zook ..... A61H 1/00  
 2019/0110947 A1 \* 4/2019 Ekema ..... A61H 15/0092

\* cited by examiner

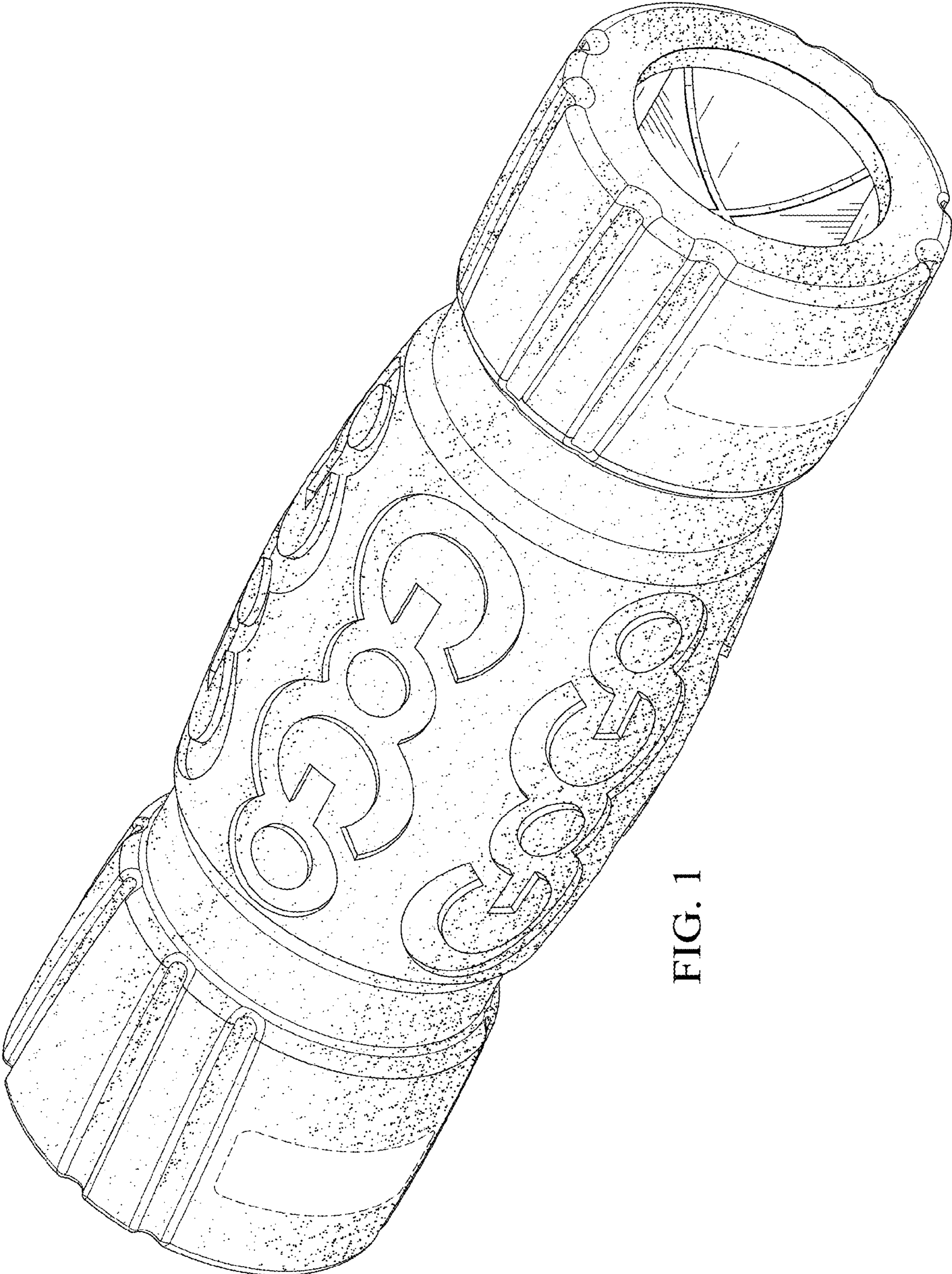


FIG. 1

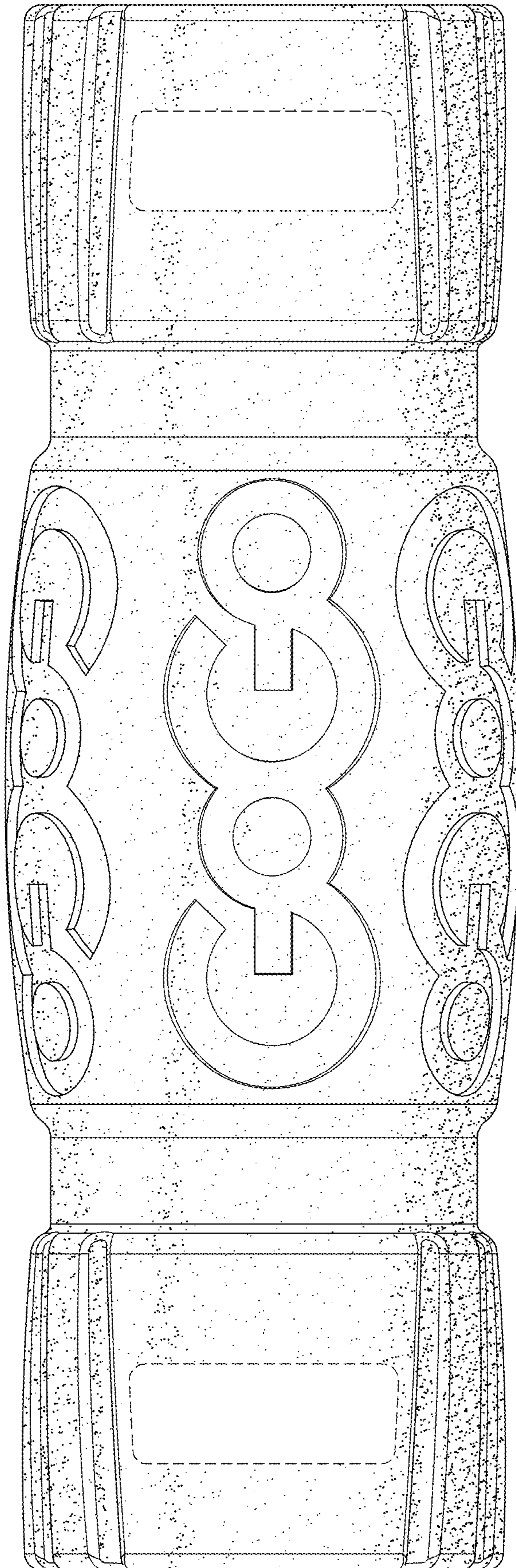


FIG. 2

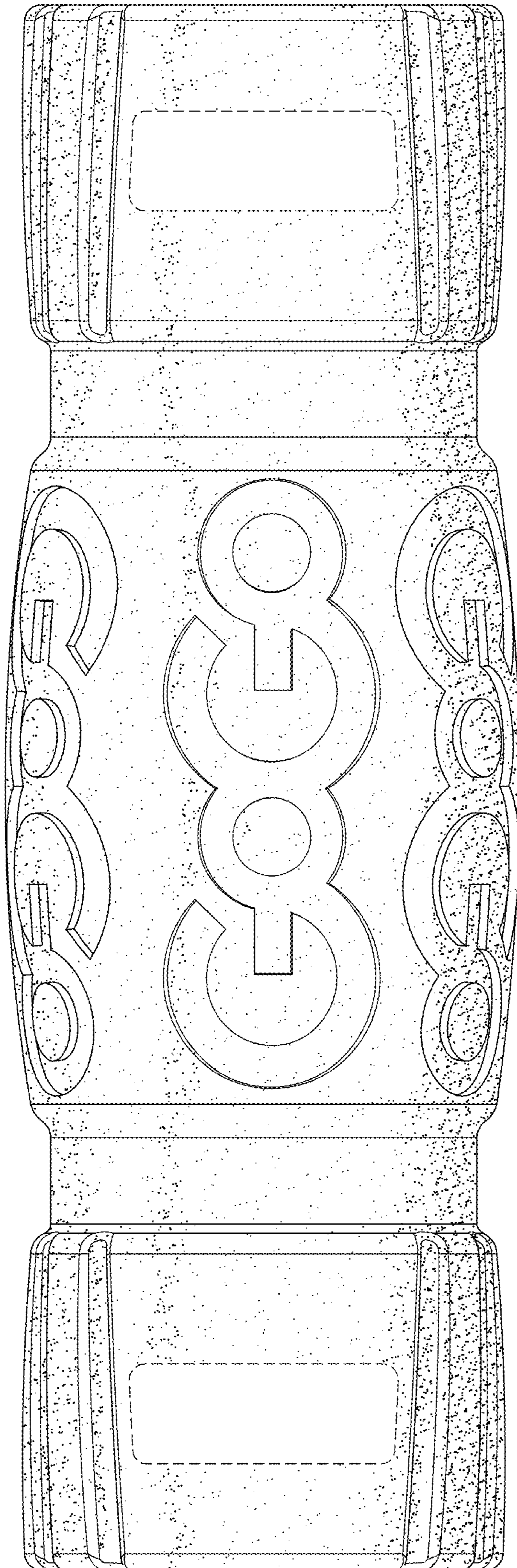


FIG. 3

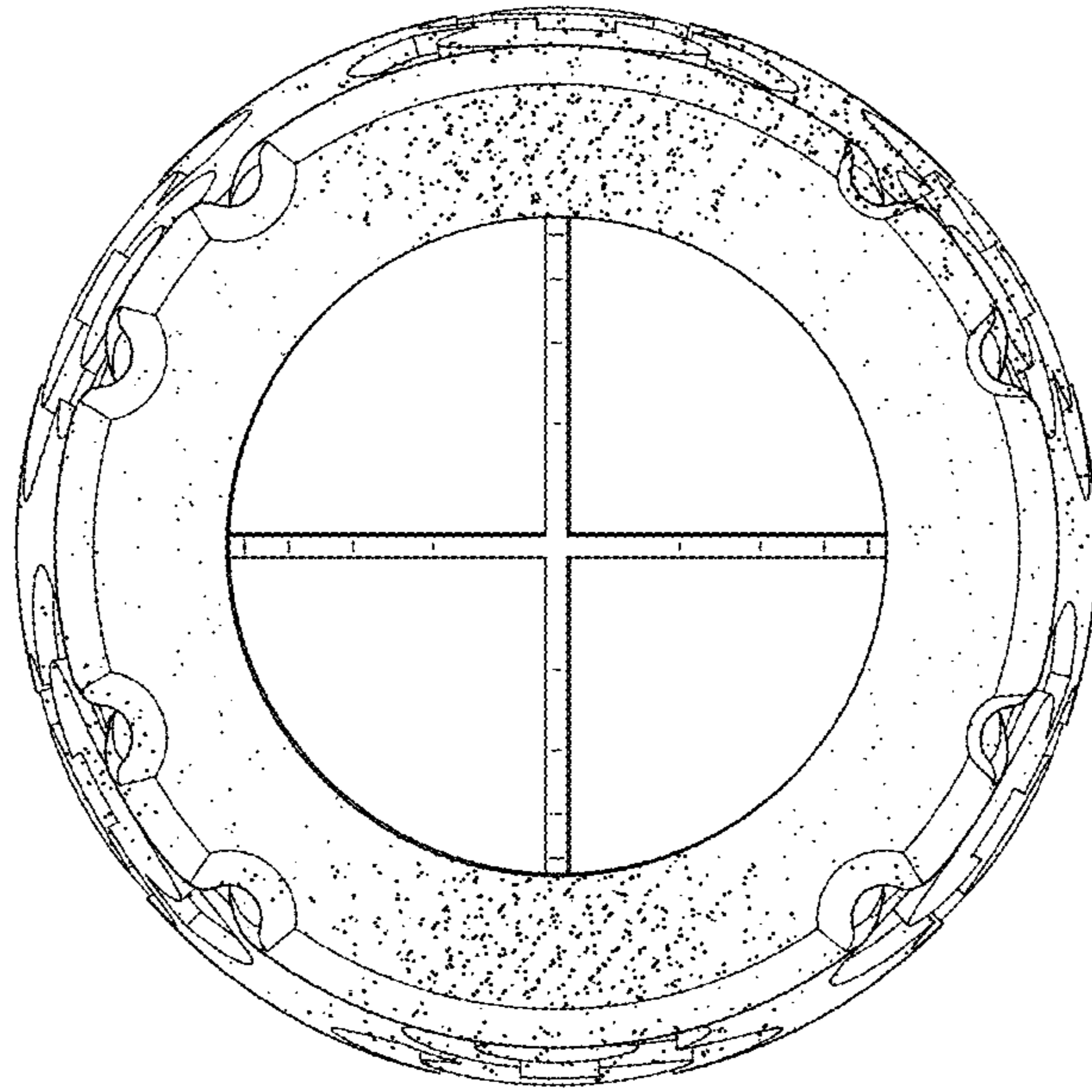


FIG. 5

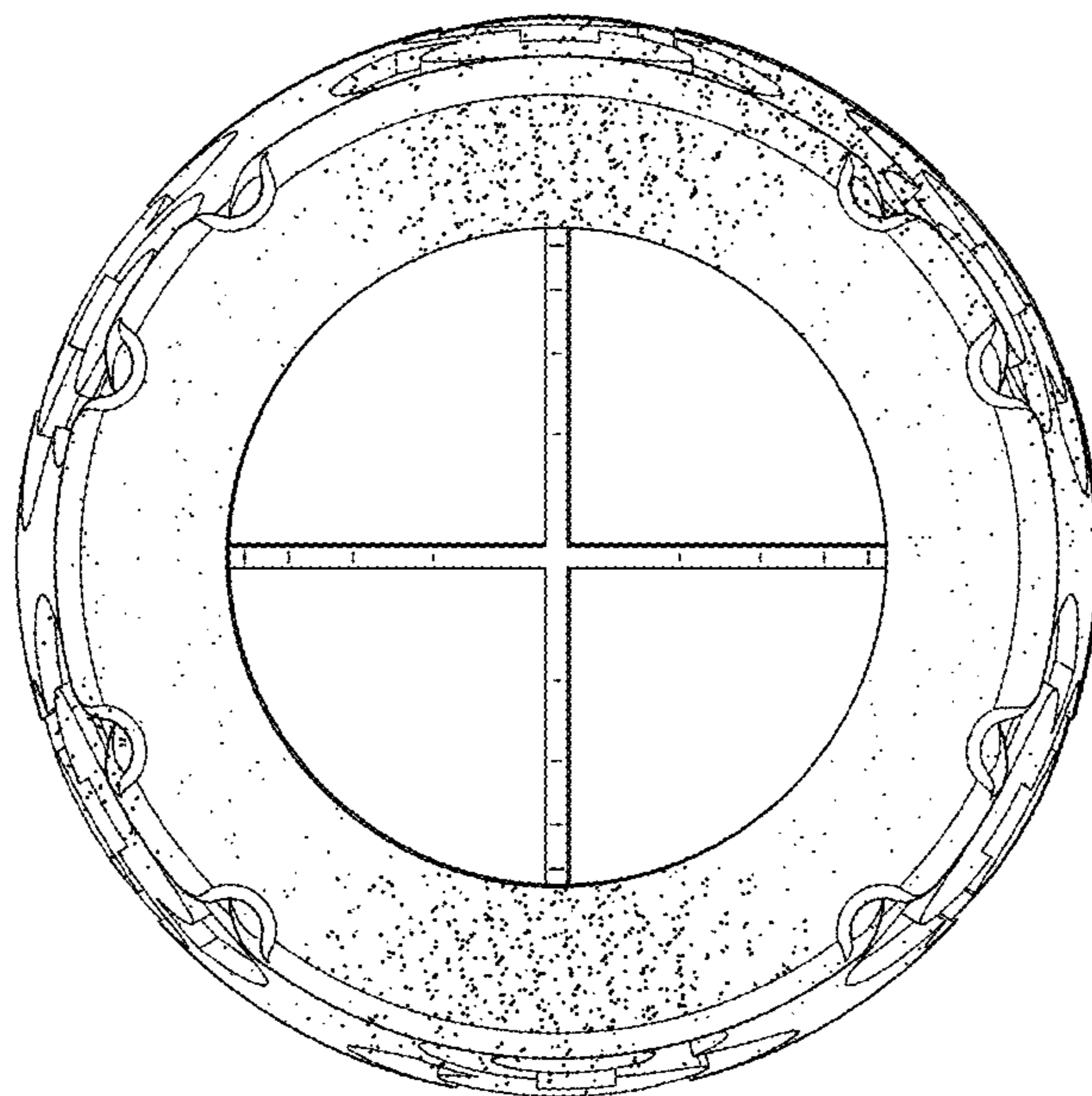


FIG. 4

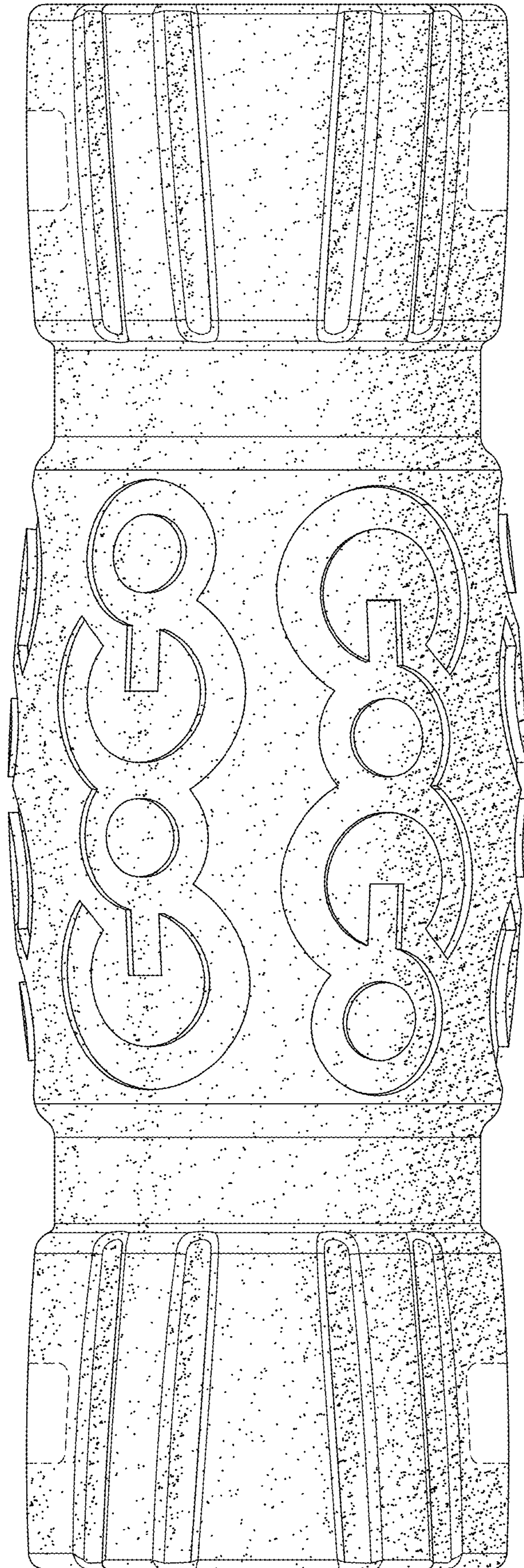


FIG. 6

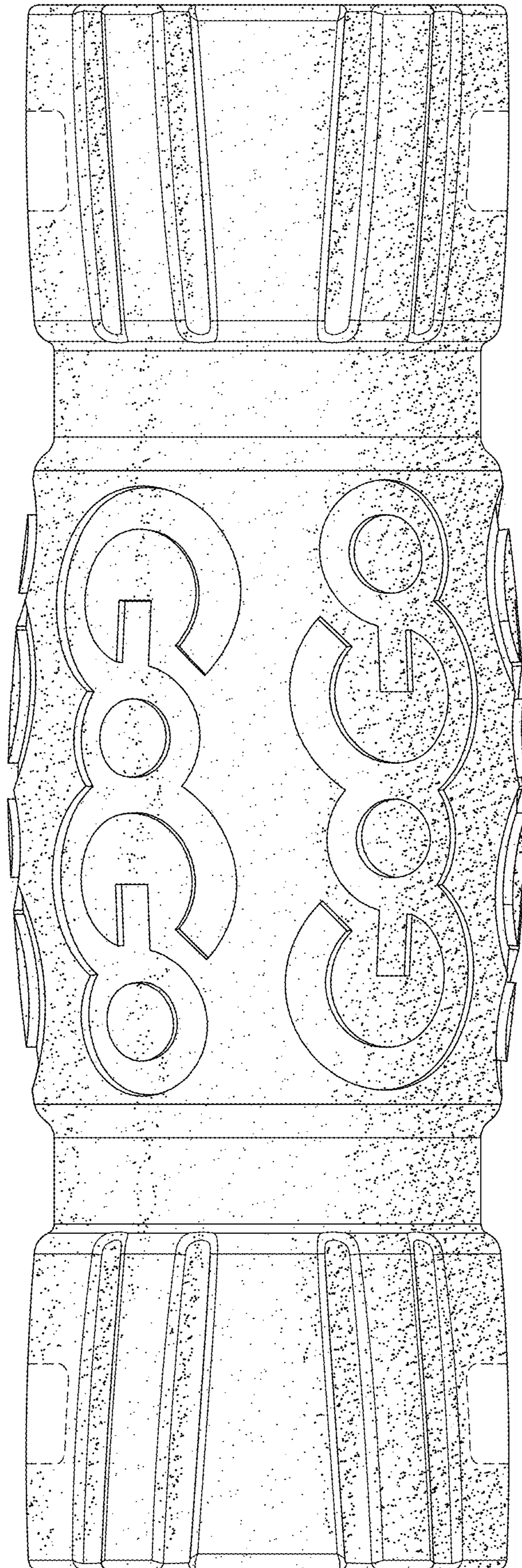


FIG. 7



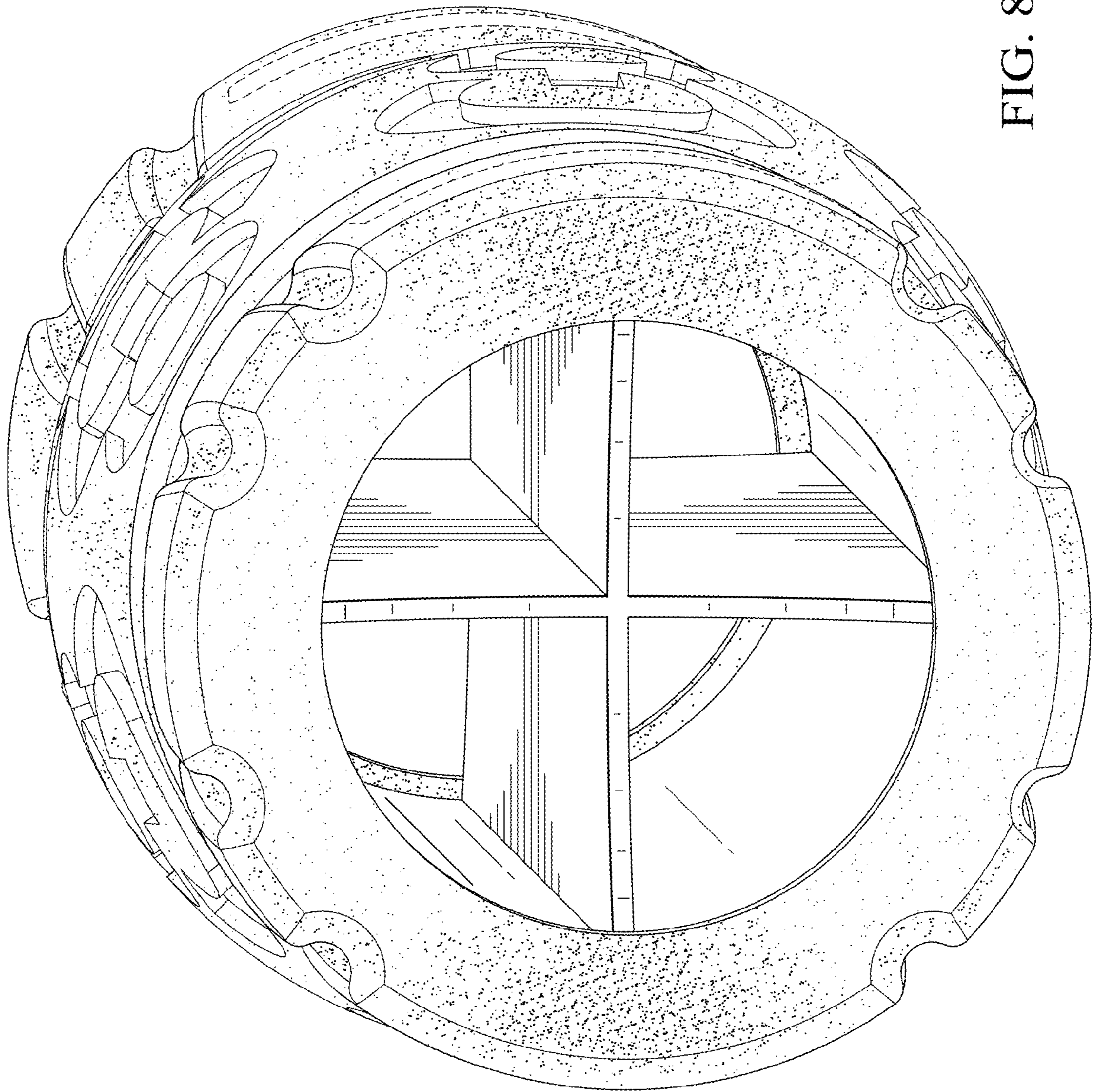


FIG. 8

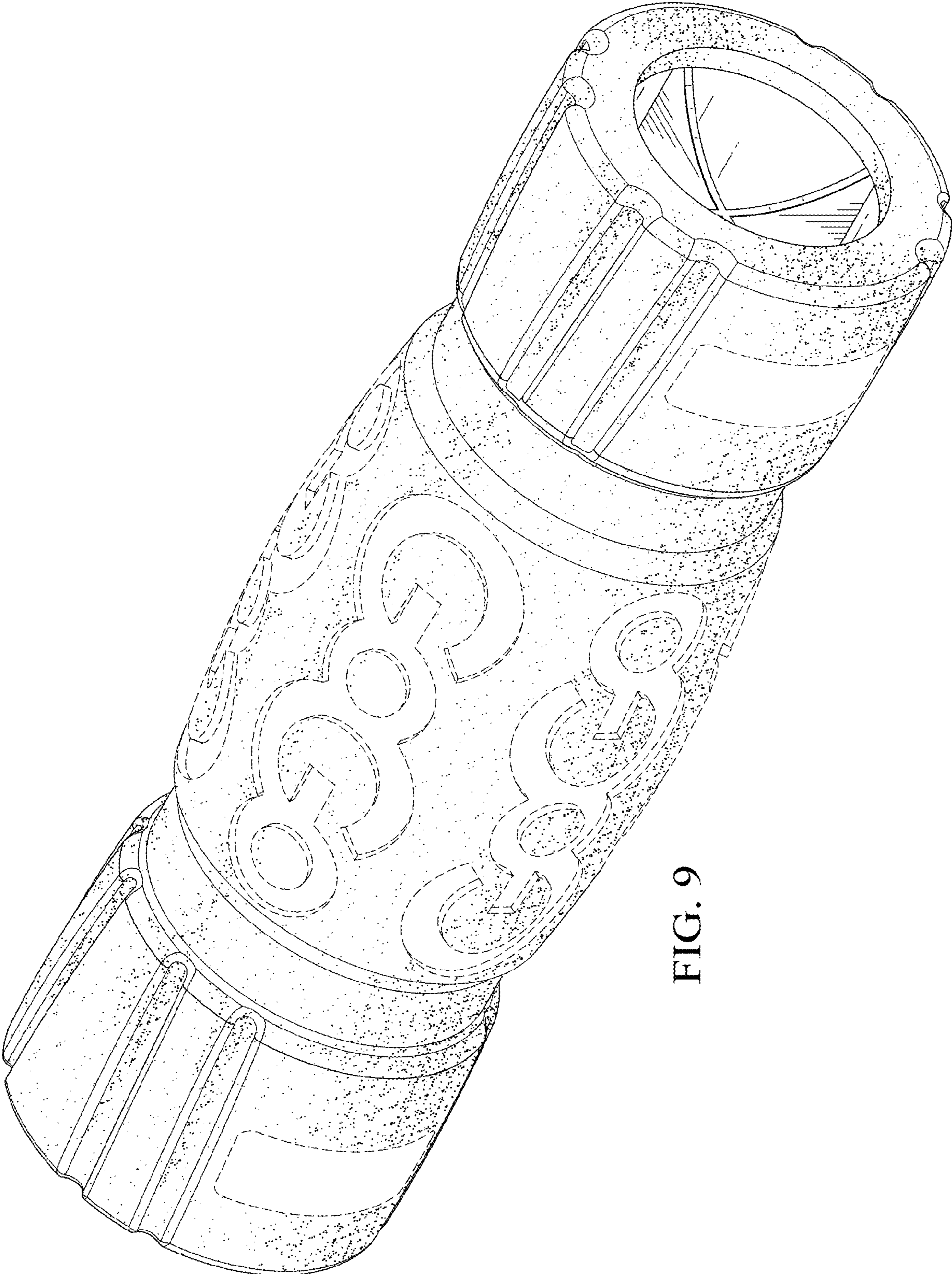


FIG. 9

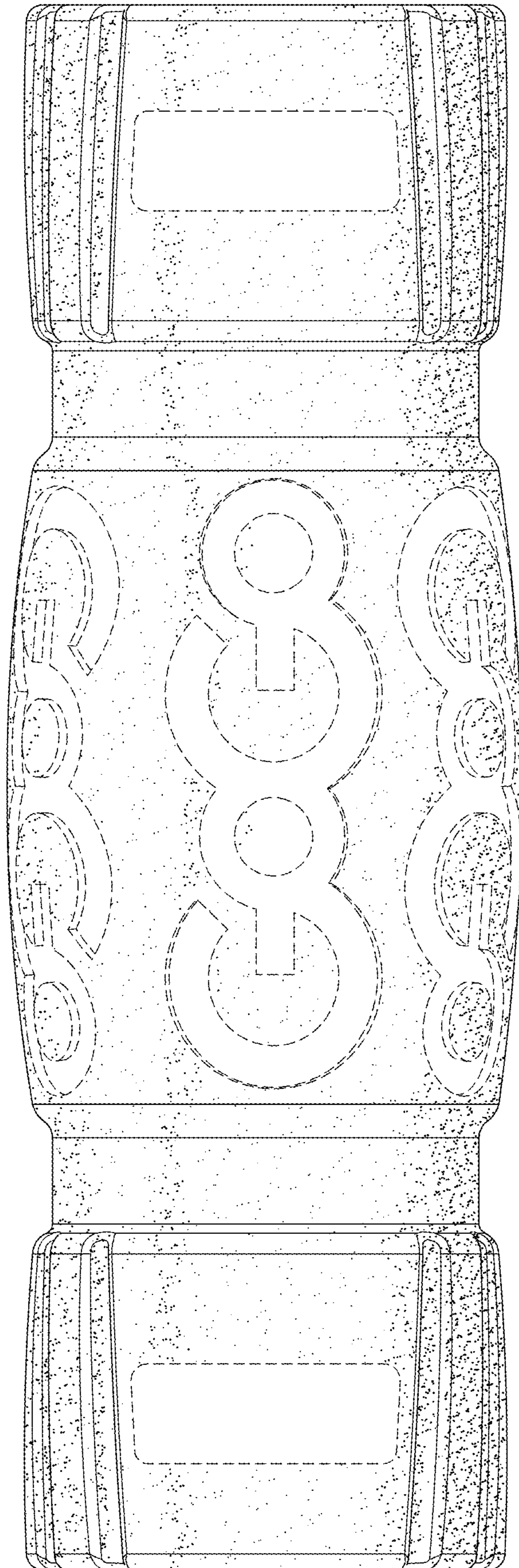


FIG. 10

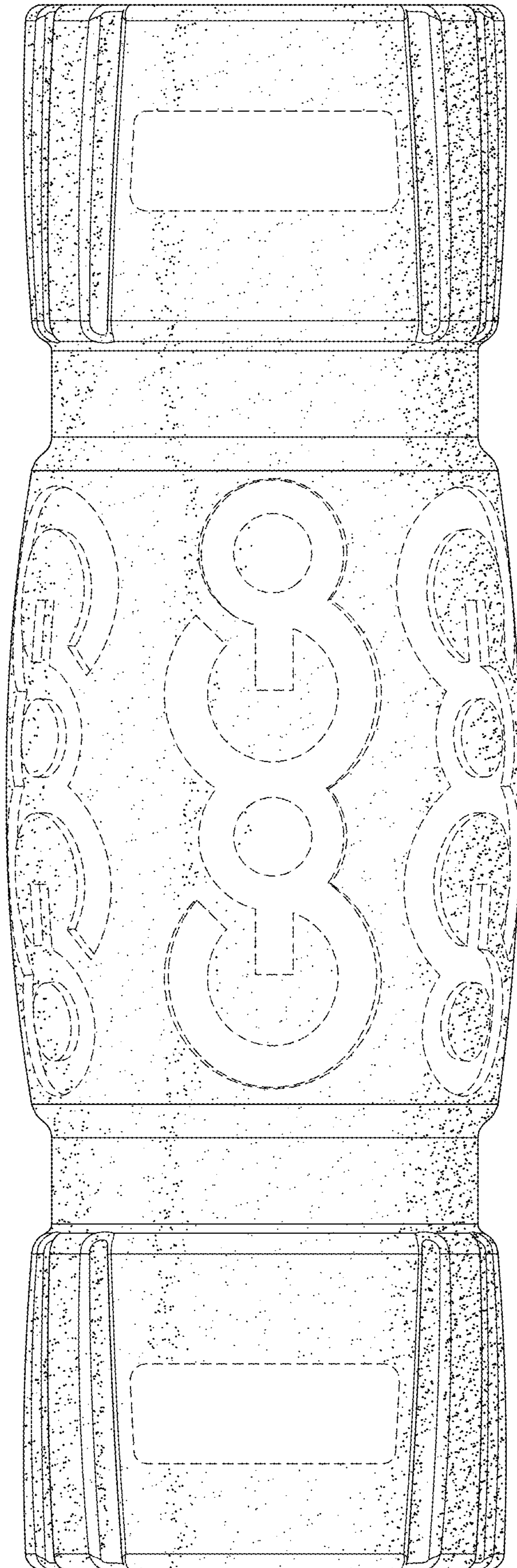


FIG. 11

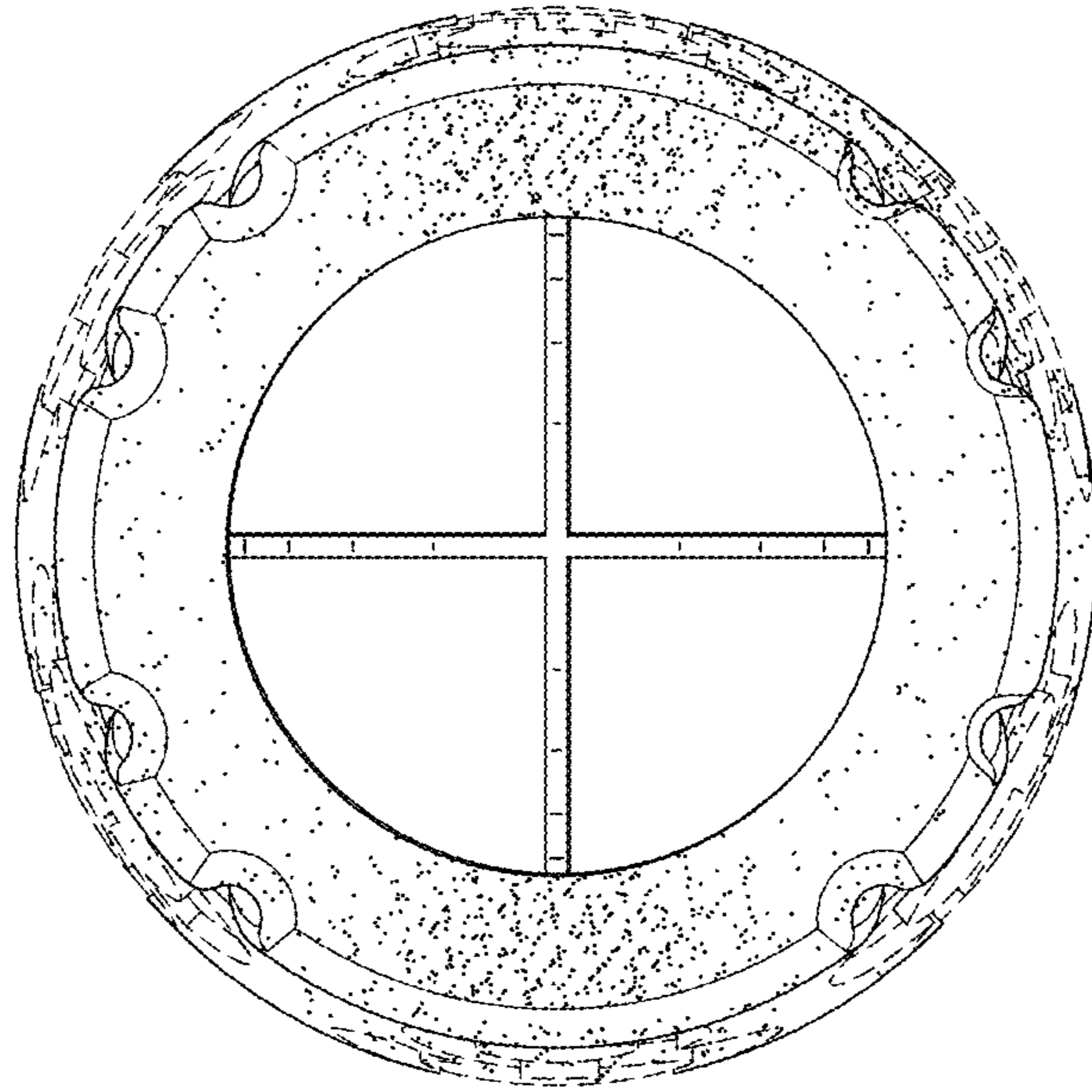


FIG. 13

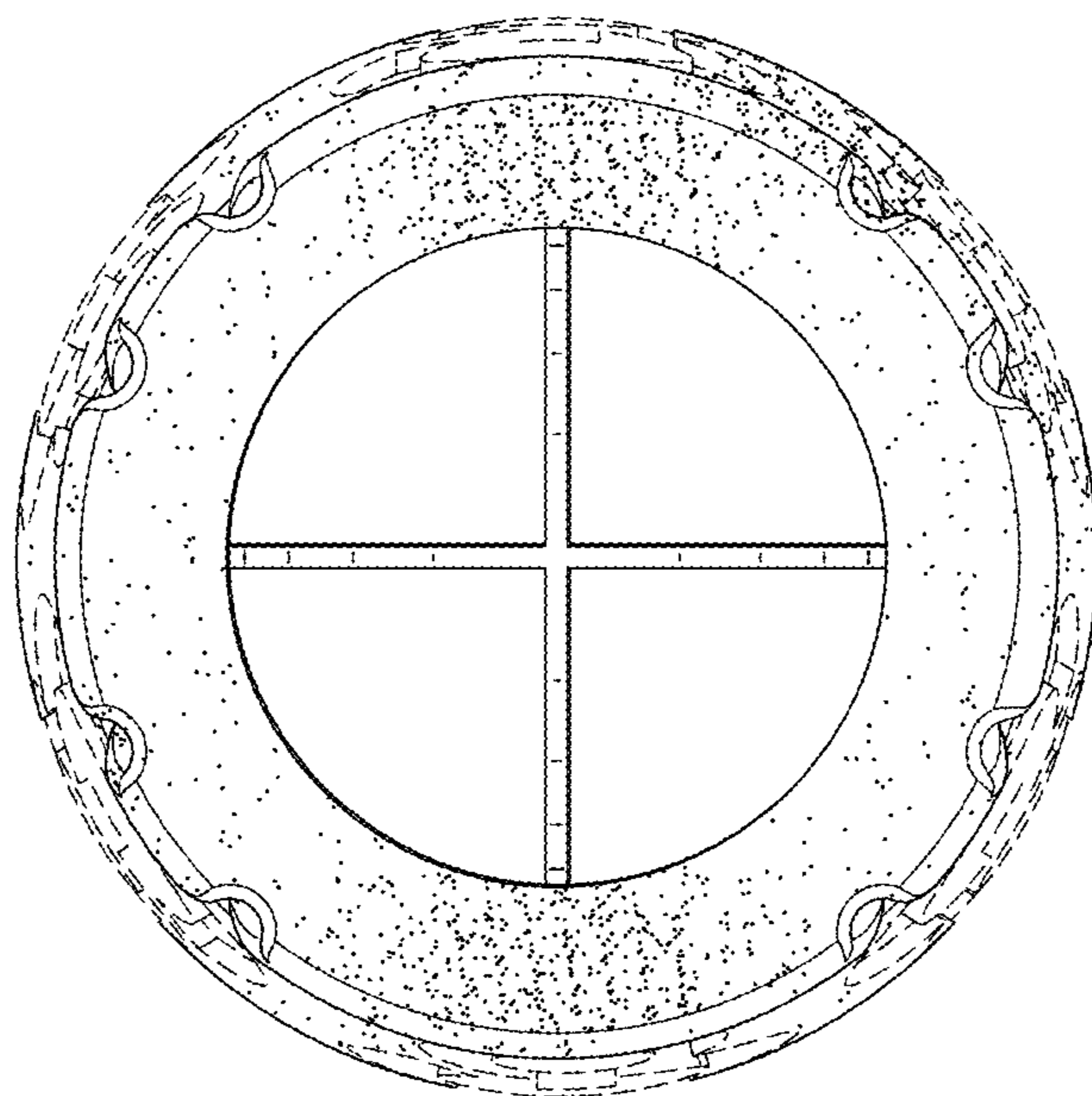


FIG. 12

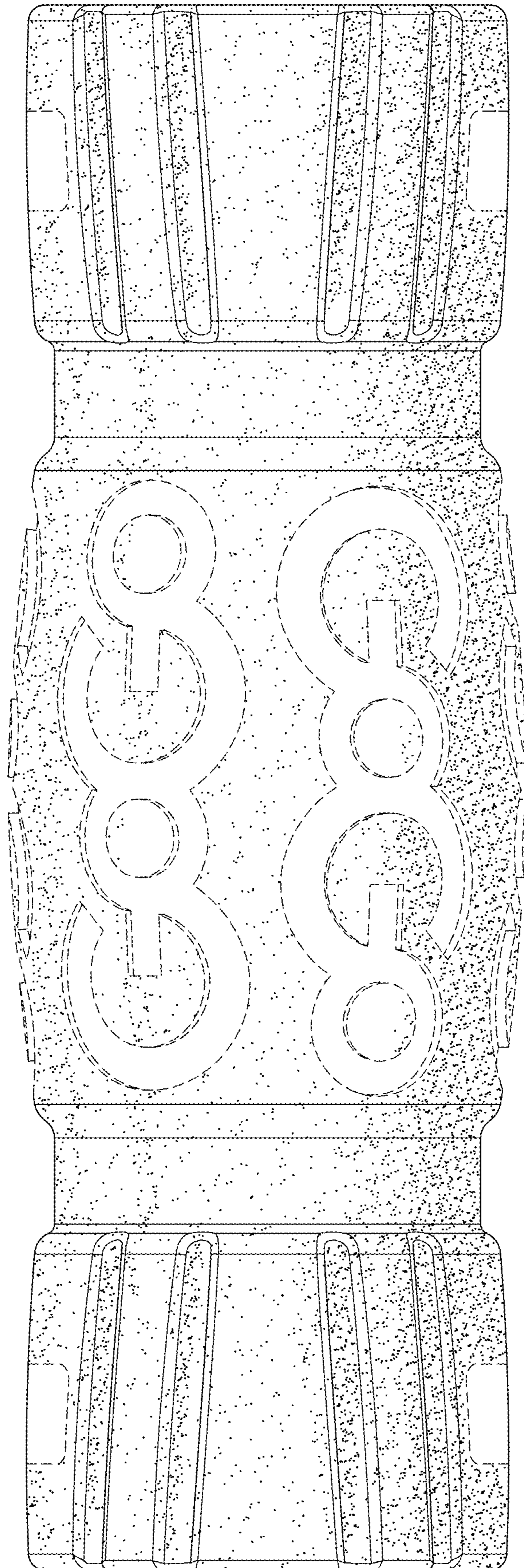


FIG. 14

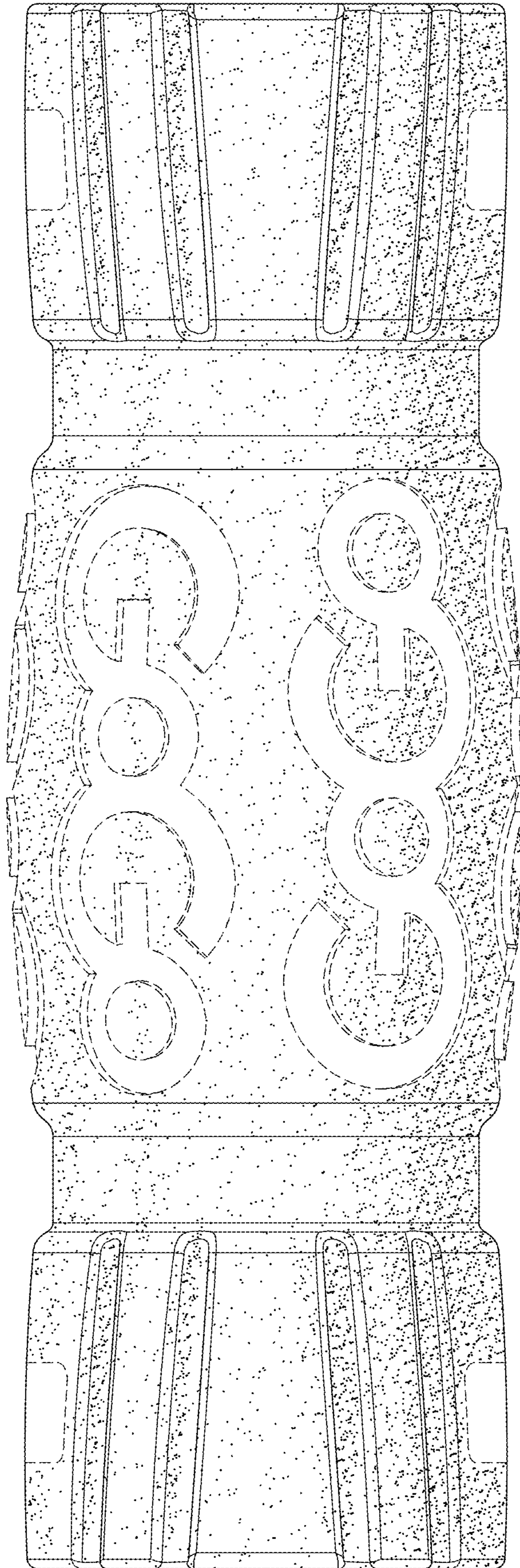


FIG. 15

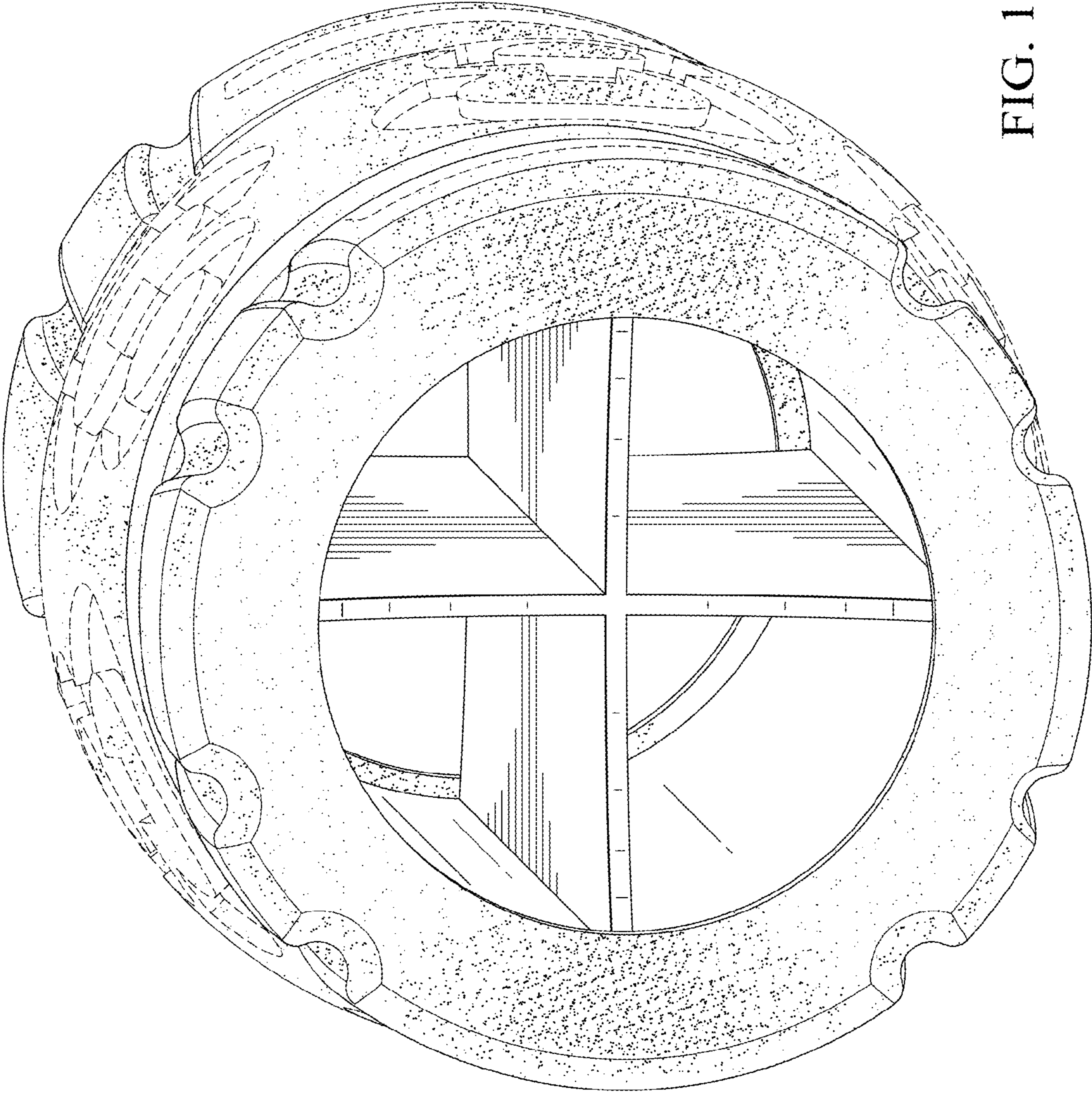


FIG. 16