



US00D924404S

(12) **United States Design Patent** (10) **Patent No.:** **US D924,404 S**
Kwon et al. (45) **Date of Patent:** **** Jul. 6, 2021**

(54) **MEDICAL SCREW**
 (71) Applicant: **IKEY CO., LTD**, Busan (KR)
 (72) Inventors: **Younguk Kwon**, Busan (KR); **Seungjin Yoo**, Busan (KR); **Changhyeong Kang**, Busan (KR)
 (73) Assignee: **IKEY CO., LTD**, Busan (KR)
 (**) Term: **15 Years**
 (21) Appl. No.: **29/700,118**
 (22) Filed: **Jul. 31, 2019**

D574,958 S * 8/2008 Schendel D24/156
 D583,946 S * 12/2008 Schendel D24/156
 D585,731 S * 2/2009 Carrillo, Sr. D8/387
 D588,271 S * 3/2009 Schendel D24/156
 D611,511 S * 3/2010 Anitua Aldecoa D15/139
 D639,645 S * 6/2011 Carrillo, Sr. D8/387
 D681,435 S * 5/2013 Beadle D8/387
 D744,106 S * 11/2015 Voudouris D24/156
 D801,796 S * 11/2017 Sweeney D8/387
 2002/0182560 A1* 12/2002 Park A61C 8/0022
 433/18
 2009/0092462 A1* 4/2009 Pratt F16B 35/06
 411/368
 2011/0213426 A1* 9/2011 Yedlicka A61B 17/8635
 606/309

* cited by examiner

(30) **Foreign Application Priority Data**
 Jul. 19, 2019 (KR) 30-2019-0034779
 (51) **LOC (13) Cl.** **24-03**
 (52) **U.S. Cl.**
 USPC **D24/155**
 (58) **Field of Classification Search**
 USPC D24/155-157
 CPC A61B 17/7037; A61B 17/7032; A61B 17/7291; A61B 17/8605; A61B 17/864; A61B 17/8685; A61B 17/70; A61B 17/7011; A61B 17/7035; A61B 17/7082; A61B 17/86
 See application file for complete search history.

Primary Examiner — Charles D Hanson
 (74) *Attorney, Agent, or Firm* — Novick, Kim & Lee, PLLC; Sang Ho Lee; Hyun Woo Shin

(57) **CLAIM**

We claim the ornamental design for a medical screw, as shown and described.

DESCRIPTION

FIG. 1 is perspective view of a medical screw, showing our new design;
 FIG. 2 is a front elevational view thereof;
 FIG. 3 is a rear elevational view thereof;
 FIG. 4 is a left side elevational view thereof;
 FIG. 5 is a right side elevational view thereof;
 FIG. 6 is a top plan view thereof;
 FIG. 7 is a bottom plan view thereof; and,
 FIG. 8 is a sectional view thereof taken along line 8-8 in FIG. 2.
 The broken lines in the drawings show portions of the medical screw which form no part of the claimed design.

1 Claim, 6 Drawing Sheets

(56) **References Cited**
 U.S. PATENT DOCUMENTS
 D31,894 S * 11/1899 Dixon D8/387
 1,340,470 A * 5/1920 Whitmore F16B 35/04
 411/345
 D218,017 S * 7/1970 Brown D8/387
 D248,824 S * 8/1978 Imai D8/387
 D503,803 S * 4/2005 Shalaby D24/156



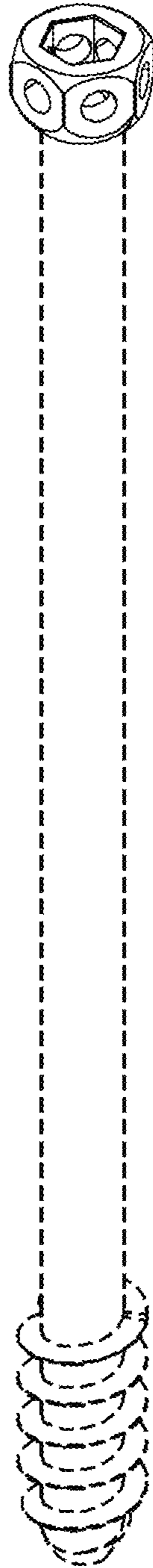


FIG. 1

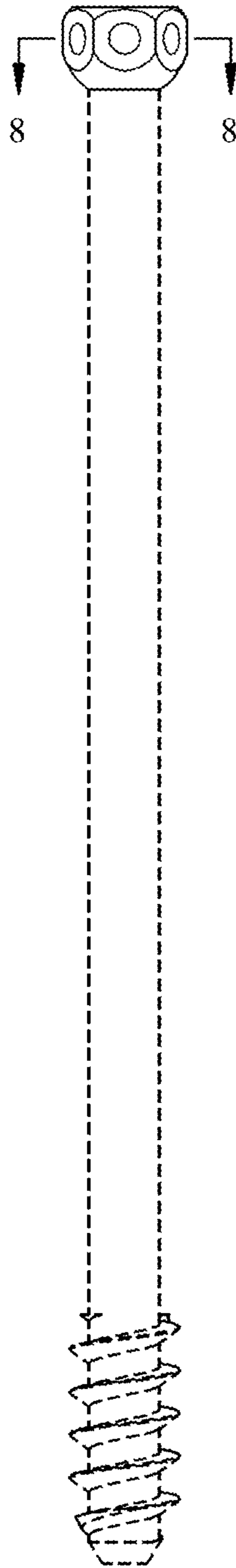


FIG. 2

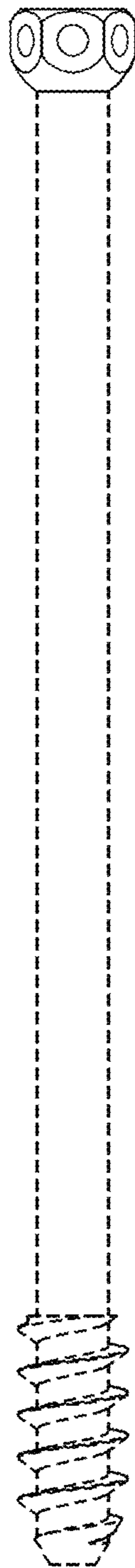


FIG. 3

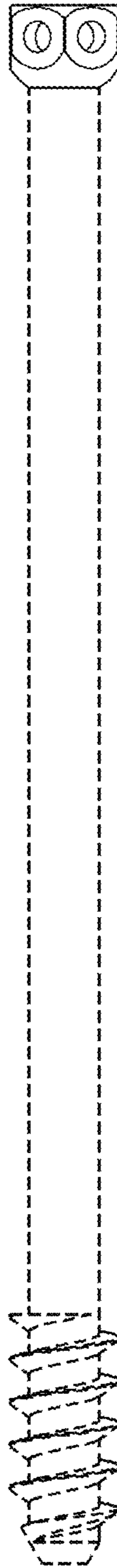


FIG. 4




FIG. 5



FIG. 6



FIG. 7

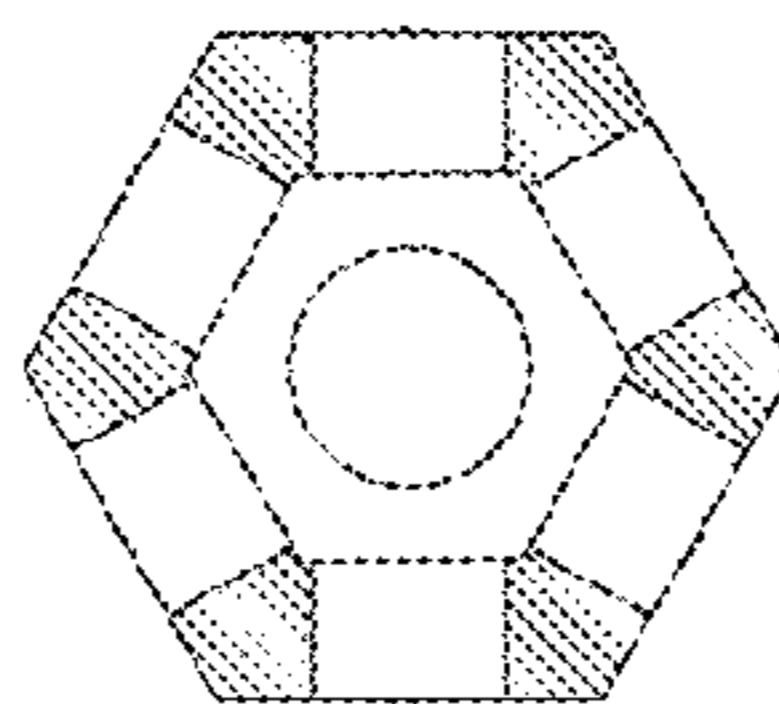


FIG. 8