



US00D924340S

(12) **United States Design Patent** (10) **Patent No.:** **US D924,340 S**
Frank et al. (45) **Date of Patent:** **** Jul. 6, 2021**

- (54) **WELLNESS BALL**
- (71) Applicant: **Wellness Integration Tools Co.,**
Ashland, OR (US)
- (72) Inventors: **Joel Donald Frank, Oakland, CA (US);**
Kristin Jamieson, Ashland, OR (US)
- (73) Assignee: **Wellness Integration Tools Co.,**
Ashland, OR (US)
- (**) Term: **15 Years**
- (21) Appl. No.: **29/775,977**
- (22) Filed: **Mar. 26, 2021**

Related U.S. Application Data

- (62) Division of application No. 29/717,130, filed on Dec. 16, 2019.
- (51) **LOC (13) Cl.** **21-02**
- (52) **U.S. Cl.**
USPC **D21/662**
- (58) **Field of Classification Search**
USPC D21/399, 662, 680, 684, 686, 671, 708,
D21/709, 712, 713, 668, 682, 688, 692,
D21/798, 398, 689, 483, 487, 498, 598,
D21/657; D30/160; D24/211, 200, 214
See application file for complete search history.

(56) **References Cited**

U.S. PATENT DOCUMENTS

D45,082 S *	12/1913	Worthington	D21/713
D52,712 S *	11/1918	Turner	D21/709
1,418,220 A *	5/1922	White	A63B 37/0015 473/384
D72,692 S *	5/1927	Beldam	D21/708
D536,756 S *	2/2007	Steinhobel	D21/708
D626,189 S *	10/2010	Lin	D21/713
D827,845 S *	9/2018	Phillips	24/211
D832,946 S *	11/2018	Lernihan	D21/713
D838,417 S *	1/2019	Jiang	D30/160

D861,084 S *	9/2019	Wu	D21/680
2015/0141170 A1 *	5/2015	Ishii	A63B 37/0087 473/376
2016/0273738 A1 *	9/2016	Wolfenbarger	A63B 41/00
2021/0038947 A1 *	2/2021	Nurnberg	A63B 43/00

FOREIGN PATENT DOCUMENTS

CN 306169287 * 7/2020

OTHER PUBLICATIONS

Nerf dog ball, announced 2014 [online], [site visited May 30, 2021]. Available on internet, URL: https://www.amazon.com/Nerf-Dog-Checker-Squeak-Rubber/dp/B00N9IJP06/ref=sr_1_285?dchild=1&keywords=pet+ball&qid=1620054353&sr=8-285 (Year: 2014).*

* cited by examiner

Primary Examiner — Khawaja Anwar

Assistant Examiner — Julice Seung Eun Oum

(74) *Attorney, Agent, or Firm* — Peter Jensen-Haxel


(57) **CLAIM**

The ornamental design for a wellness ball, as shown and described.

DESCRIPTION

FIG. 1 is a perspective view of a wellness ball, the perspective view partially from the front of the wellness ball, partially from a left side of the wellness ball, and partially from a top of the wellness ball; FIG. 2 is a front view of the wellness ball of FIG. 1; and, FIG. 3 is a top view of the wellness ball of FIGS. 1. A left side view, a right side view, and a back view of the wellness ball are identical to the view of FIG. 2. A bottom view of the wellness ball is identical to the view of FIG. 3. The broken lines in the embodiments of FIG. 3 illustrate are provided for context only and form no part of the present design.

1 Claim, 3 Drawing Sheets






FIG. 1

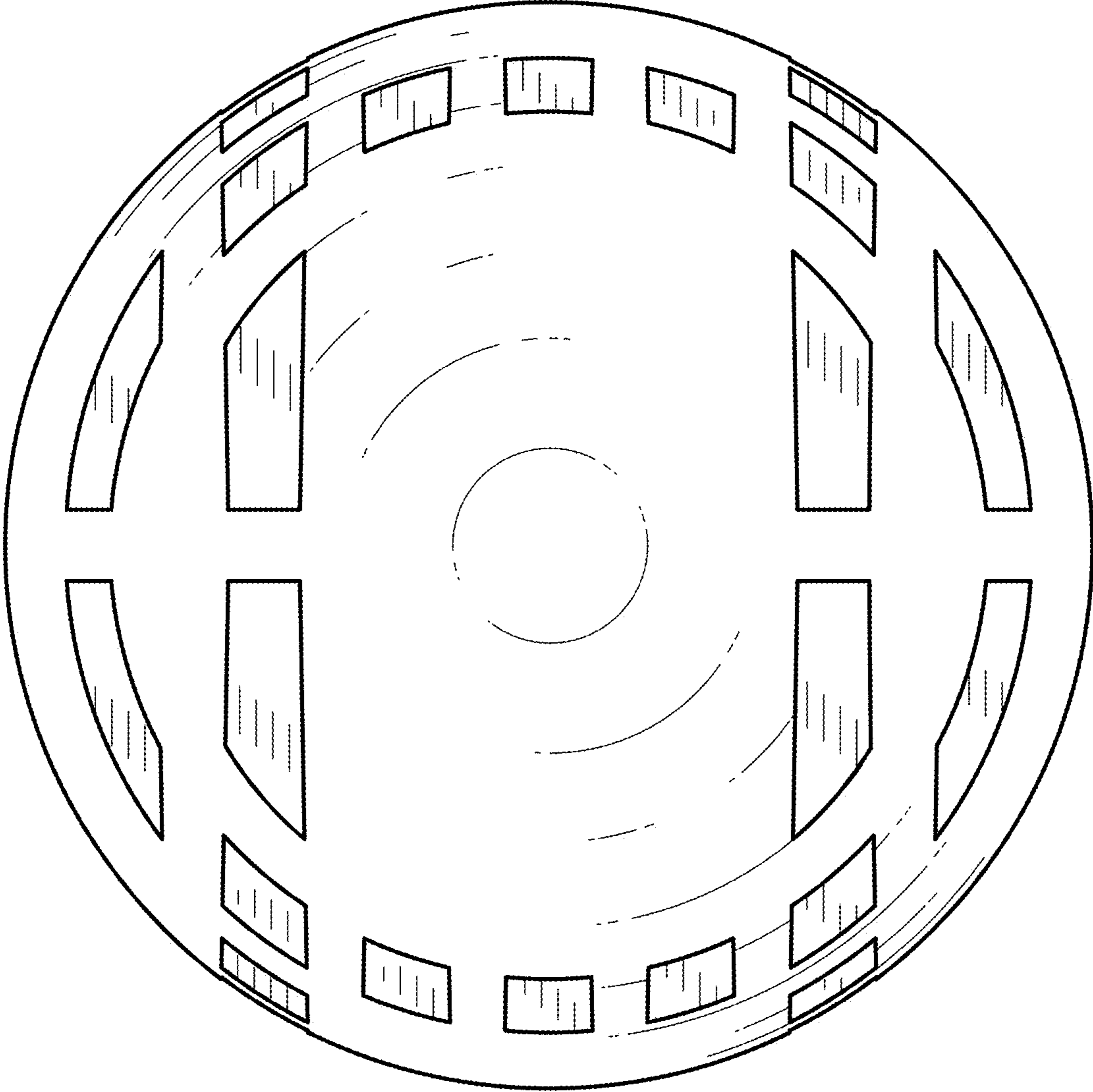


FIG. 2

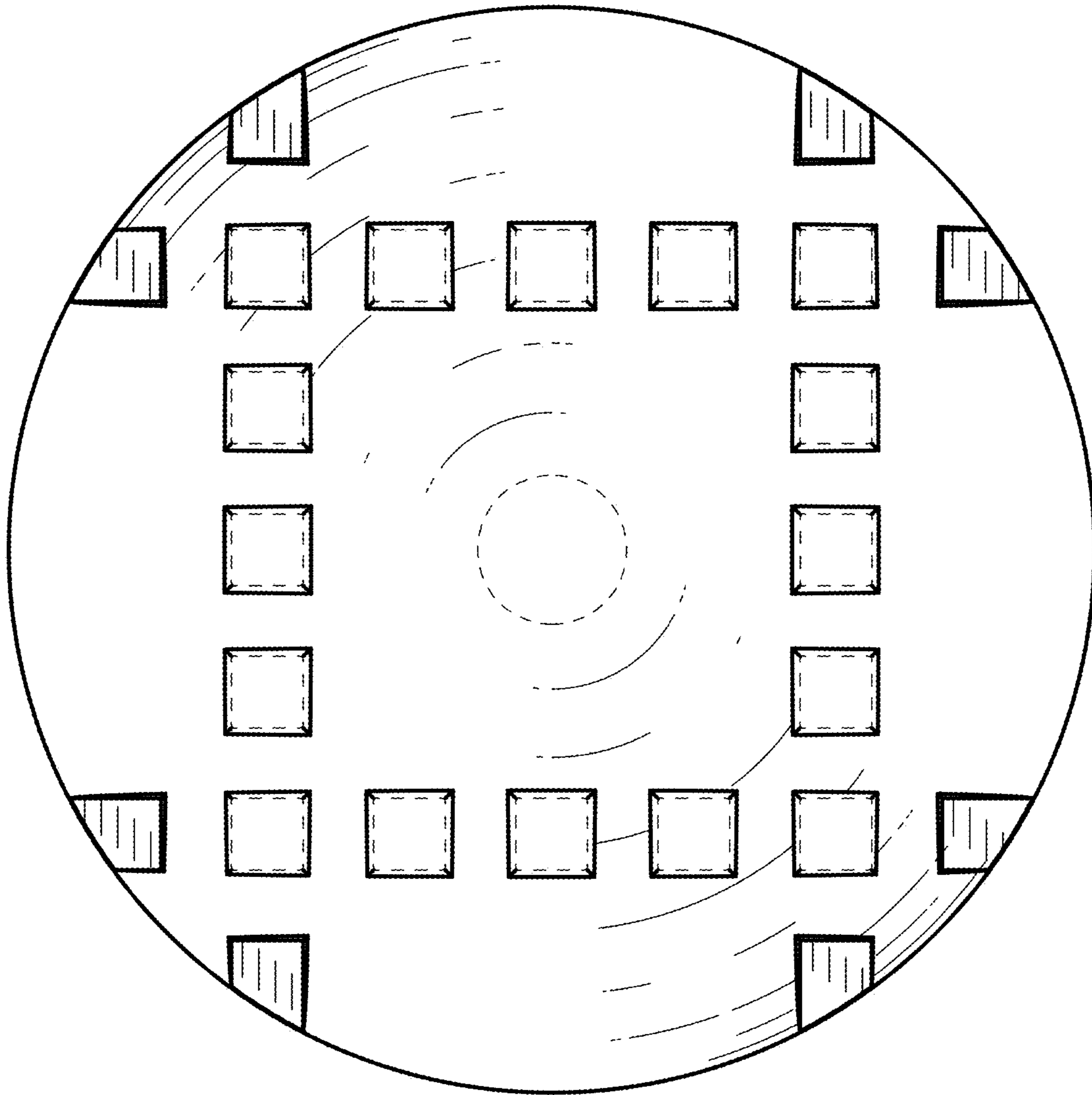


FIG. 3