



US00D924321S

(12) **United States Design Patent** (10) **Patent No.:** **US D924,321 S**
Odachi (45) **Date of Patent:** **** Jul. 6, 2021**

(54) **PRINTER**
(71) Applicant: **CANON KABUSHIKI KAISHA,**
Tokyo (JP)
(72) Inventor: **Ayaka Odachi,** Tokyo (JP)
(73) Assignee: **Canon Kabushiki Kaisha,** Tokyo (JP)
(**) Term: **15 Years**
(21) Appl. No.: **29/761,943**
(22) Filed: **Dec. 14, 2020**

D822,759 S ‡ 7/2018 Yamamoto D18/50
D844,052 S ‡ 3/2019 Oishi D18/50
D851,698 S * 6/2019 Oishi D18/50
D896,786 S * 9/2020 Yang D14/218
D897,970 S * 10/2020 Beilfuss D13/162
D899,382 S * 10/2020 Dong D13/168
D902,180 S * 11/2020 Shigeta D14/218
D903,758 S 12/2020 Odachi
D903,759 S 12/2020 Odachi
D908,169 S * 1/2021 Ikeda D18/43
2012/0326987 A1 * 12/2012 Frojdh G06F 3/020
345/168
2020/0098482 A1 * 3/2020 Groves G06F 3/02

Related U.S. Application Data

(62) Division of application No. 29/667,686, filed on Oct. 24, 2018.

Foreign Application Priority Data

Apr. 25, 2018 (JP) 2018-009141

(51) **LOC (13) Cl.** **14-02**

(52) **U.S. Cl.**
USPC **D18/56**

(58) **Field of Classification Search**
USPC D18/18, 41, 56; D14/218; D13/168
CPC B41J 15/12; B41J 15/42; G06F 3/02
See application file for complete search history.

References Cited

U.S. PATENT DOCUMENTS

D466,551 S ‡ 12/2002 Nagai D18/50
D487,286 S * 3/2004 Hoshiya D14/248
D556,821 S * 12/2007 Horiguchi D18/41
D688,214 S * 8/2013 Ducret D13/168
D730,979 S * 6/2015 Anantha D18/50
D744,028 S 11/2015 Odachi
D760,177 S * 6/2016 Gassner D13/168
D770,316 S * 11/2016 Wilkinson D10/106.2
D784,934 S * 4/2017 Fretz D13/168

OTHER PUBLICATIONS

Canon PIXMA G6020 All-In-One Supertank Wireless (Megatank) Printer, Copier and Scan with M, posted 2019 [online], (retrieved Feb. 3, 2021). Retrieved from the internet, https://www.amazon.com/Canon-Wireless-Business-Printer-Supertank/dp/B07SQZNSQY/ref=sr_1_2?crid=33EQ9JWMOCHW9&dchild=1&keywords%E2%80%A6 (Year: 2019).*
Co-pending design U.S. Appl. No. 29/740,769, filed Jul. 7, 2020.

* cited by examiner
‡ imported from a related application

Primary Examiner — Kevin K Rudzinski
Assistant Examiner — J. Thorn, Sr.
(74) *Attorney, Agent, or Firm* — Venable LLP

CLAIM

(57) The ornamental design for a printer, as shown and described.

DESCRIPTION

FIG. 1 is a perspective view of a printer showing my new design;
FIG. 2 is a front view thereof; and,
FIG. 3 is an enlarged front view of a window portion thereof. The broken lines in the drawings illustrate portions of the printer which form no part of the claimed design.

1 Claim, 2 Drawing Sheets

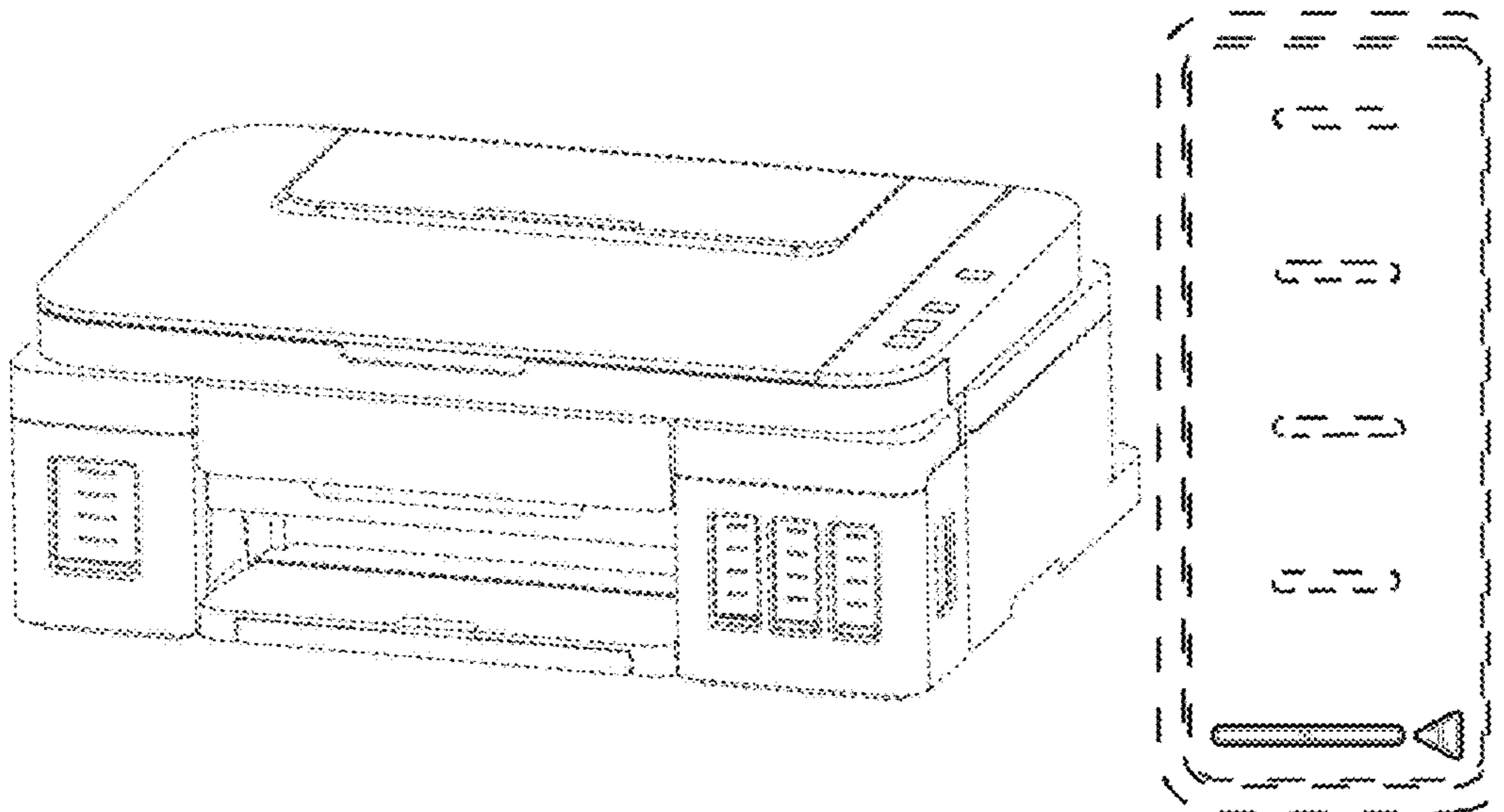


FIG. 1

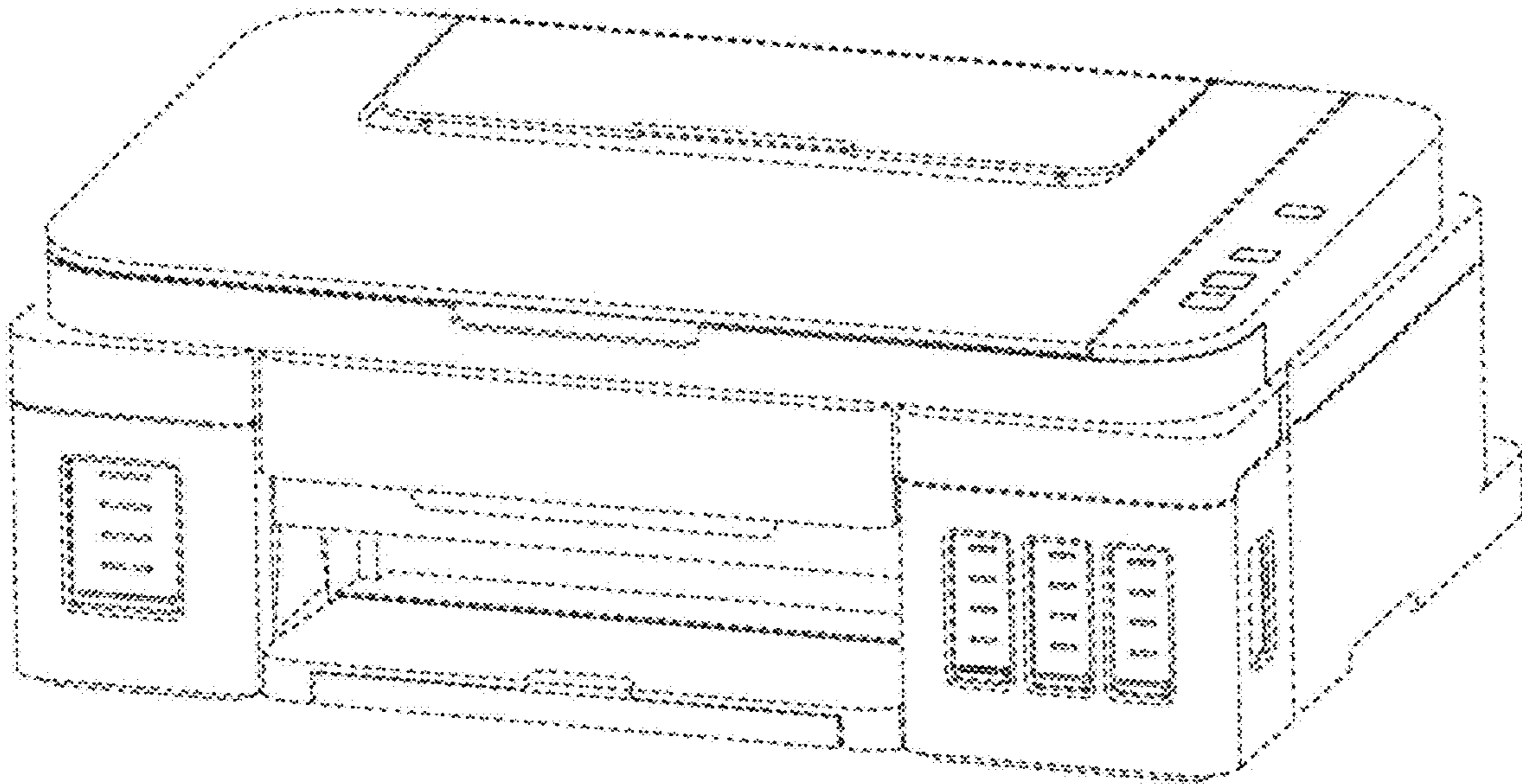


FIG. 2

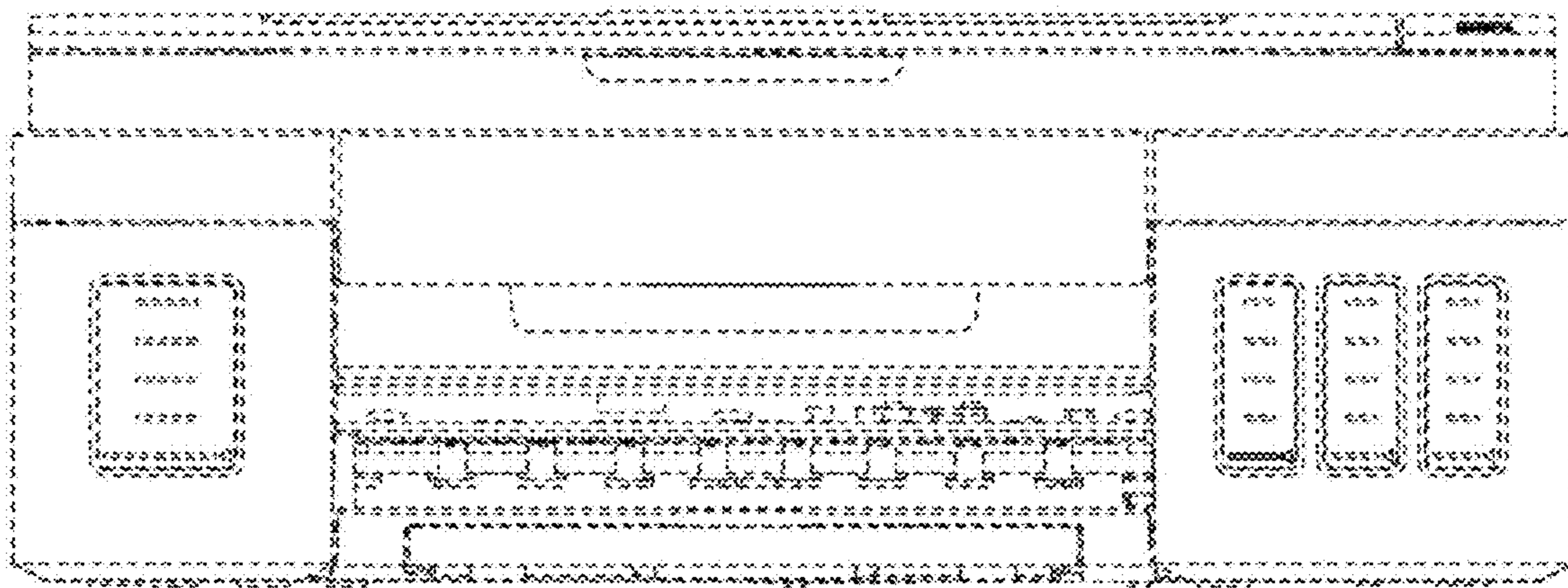


FIG. 3

