



US00D924240S

(12) **United States Design Patent** (10) **Patent No.:** **US D924,240 S**
Akana et al. (45) **Date of Patent:** **** Jul. 6, 2021**

(54) **BACKPLATE FOR AN ELECTRONIC DEVICE**

(71) Applicant: **Apple Inc.**, Cupertino, CA (US)

(72) Inventors: **Jody Akana**, San Francisco, CA (US); **Molly Anderson**, San Francisco, CA (US); **Bartley K. Andre**, Palo Alto, CA (US); **Shota Aoyagi**, San Francisco, CA (US); **Anthony Michael Ashcroft**, San Francisco, CA (US); **Marine C. Bataille**, San Francisco, CA (US); **Jeremy Bataillou**, San Francisco, CA (US); **Adam T. Clavelle**, San Francisco, CA (US); **Erik Geddes Pieter De Jong**, San Francisco, CA (US); **Markus Diebel**, San Francisco, CA (US); **M. Evans Hankey**, San Francisco, CA (US); **Julian Hoenig**, San Francisco, CA (US); **Richard P. Howarth**, San Francisco, CA (US); **Jonathan P. Ive**, San Francisco, CA (US); **Julian Jaede**, San Francisco, CA (US); **Duncan Robert Kerr**, San Francisco, CA (US); **Martin Melcher**, Mountain View, CA (US); **Peter Russell-Clarke**, San Francisco, CA (US); **Benjamin Andrew Shaffer**, San Jose, CA (US); **Mikael Silvanto**, San Francisco, CA (US); **Sung-Ho Tan**, San Francisco, CA (US); **Clement Tissandier**, San Francisco, CA (US); **Eugene Antony Whang**, San Francisco, CA (US); **Rico Zörkendörfer**, San Francisco, CA (US)

(73) Assignee: **Apple Inc.**, Cupertino, CA (US)

(**) Term: **15 Years**

(21) Appl. No.: **29/747,388**

(22) Filed: **Aug. 21, 2020**

Related U.S. Application Data

(63) Continuation of application No. 29/663,572, filed on Sep. 17, 2018, now Pat. No. Des. 894,192, which is (Continued)

(51) **LOC (13) Cl.** **14-02**

(52) **U.S. Cl.**
USPC **D14/439**; D14/344

(58) **Field of Classification Search**
USPC D14/341–347, 424, 425, 432–453, 464, D14/468, 469, 471, 438, 496, 511, (Continued)

(56) **References Cited**

U.S. PATENT DOCUMENTS

3,640,065 A 2/1972 Lederrey et al.
D287,471 S 12/1986 Sato et al.
(Continued)

FOREIGN PATENT DOCUMENTS

CN 303375877 S 9/2015
CN 304227341 S 8/2017
(Continued)

OTHER PUBLICATIONS

ActionProof Bumper, dealerscope.com, Japanese Patent Office Document HB27002821, 2015.

Primary Examiner — Austin Murphy
(74) *Attorney, Agent, or Firm* — Sterne, Kessler, Goldstein & Fox P.L.L.C.

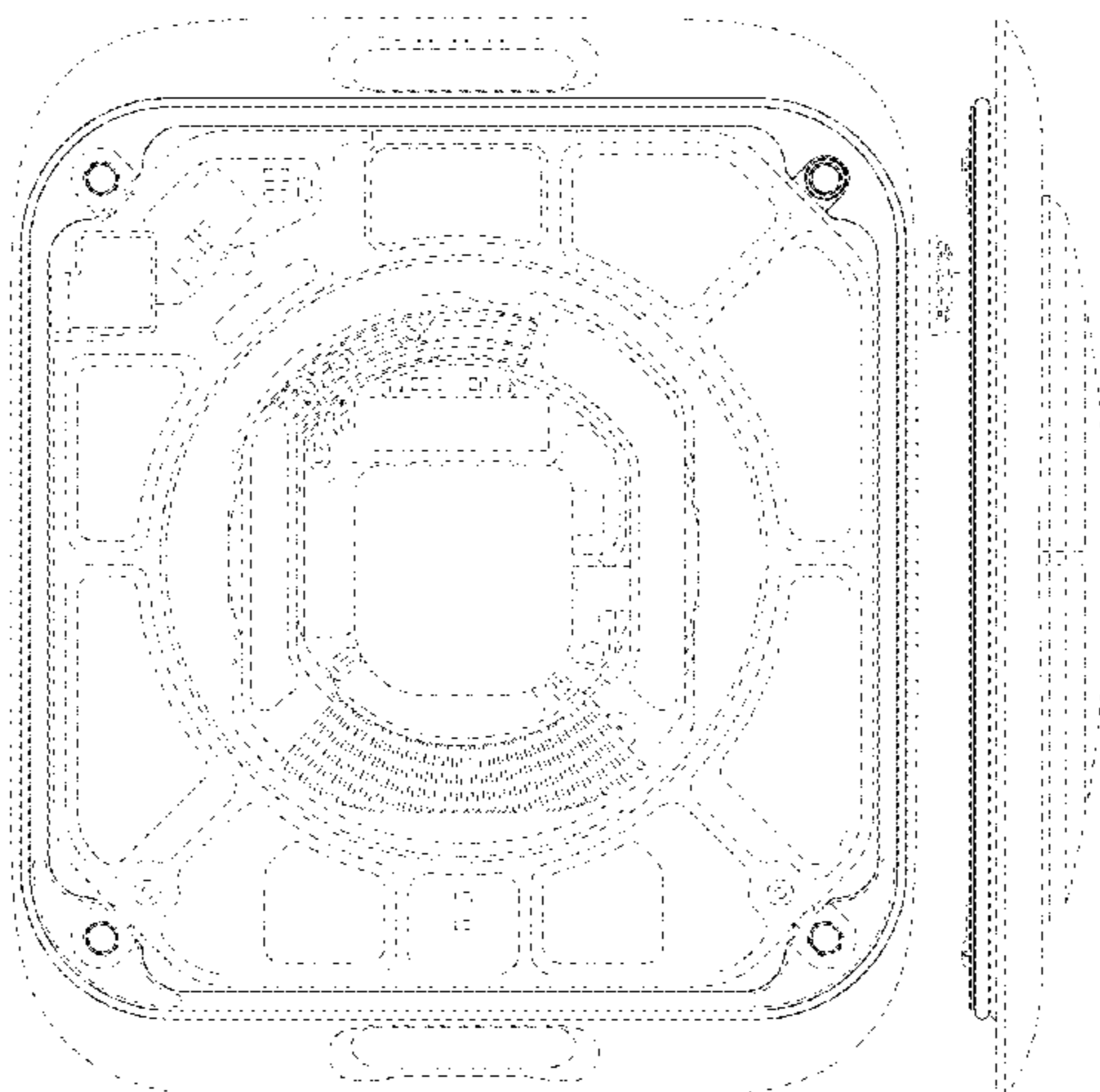
(57) **CLAIM**

The ornamental design for a backplate for an electronic device, as shown and described.

DESCRIPTION

FIG. 1 is a bottom front perspective view of a backplate for an electronic device showing the claimed design; FIG. 2 is a bottom rear perspective view thereof; FIG. 3 is a front view thereof; FIG. 4 is a rear view thereof; FIG. 5 is a left side view thereof; FIG. 6 is a right side view thereof; FIG. 7 is a top view thereof; and, FIG. 8 is a bottom view thereof.

(Continued)



The broken lines in the figures show portions of the back-plate for an electronic device that form no part of the claimed design.

1 Claim, 6 Drawing Sheets

Related U.S. Application Data

a continuation of application No. 29/661,784, filed on Aug. 30, 2018, now Pat. No. Des. 899,429.

(58) **Field of Classification Search**

USPC D14/138 AA, 138 AD, 138 C, 138 G, D14/203.1–203.8, 217, 238.1, 248, 250, D14/257, 299; 361/679.01, 679.02, 361/679.03, 679.3, 679.55, 679.56; 455/550.1, 556.1, 556.2, 575.1, 455/575.3–575.5, 575.8, 90.3
CPC H04M 1/0277; H04M 1/0202; H04M 1/02; H04B 1/3838

See application file for complete search history.

(56) **References Cited**

U.S. PATENT DOCUMENTS

D439,172 S 3/2001 Brzezinski
D528,928 S 9/2006 Burton

D586,823 S 2/2009 Anderson et al.
D758,363 S 6/2016 Akana et al.
D762,571 S * 8/2016 Lee D13/108
D768,634 S * 10/2016 Akana D14/432
D782,537 S * 3/2017 Akana D14/496
D784,345 S 4/2017 Kwon
D784,346 S 4/2017 Tao
D791,771 S * 7/2017 Akana D14/432
D795,252 S * 8/2017 Chung D14/344
D818,498 S * 5/2018 Akana D14/496
D832,265 S 10/2018 Alves
D842,724 S 3/2019 Vandebussche et al.
D843,213 S * 3/2019 Wettlaufer D9/443
D853,390 S * 7/2019 Akana D14/432
D869,461 S 12/2019 Ke
D882,563 S 4/2020 Akana et al.
D882,565 S 4/2020 Akana et al.
D882,566 S 4/2020 Akana et al.
D883,279 S * 5/2020 Akana D14/344
D894,192 S * 8/2020 Akana D14/439
D899,429 S * 10/2020 Akana D14/439
2017/0046451 A1 2/2017 Akana et al.

FOREIGN PATENT DOCUMENTS

JP D1539660 S 12/2015
JP D1549019 S 5/2016

* cited by examiner

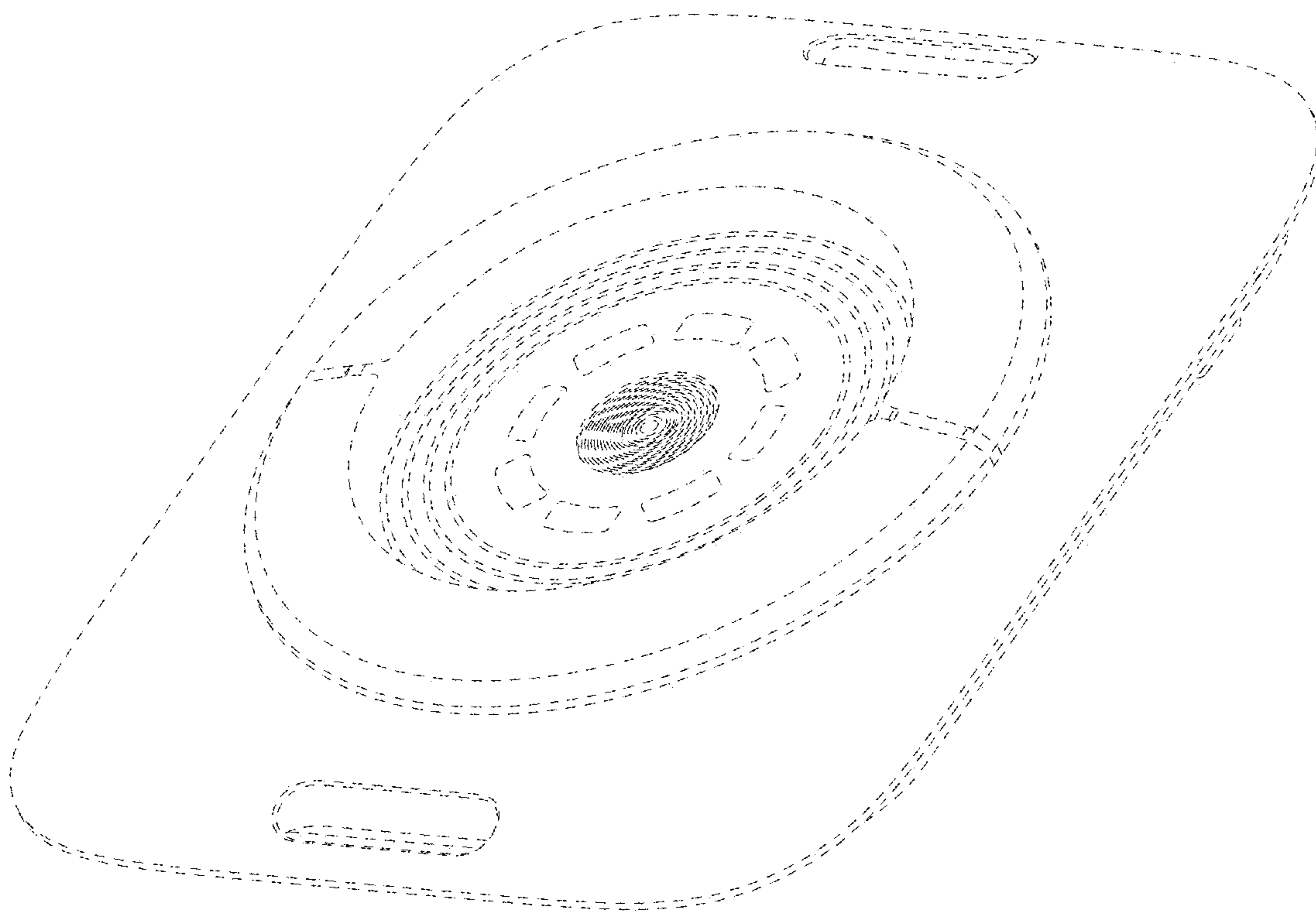


FIG. 1

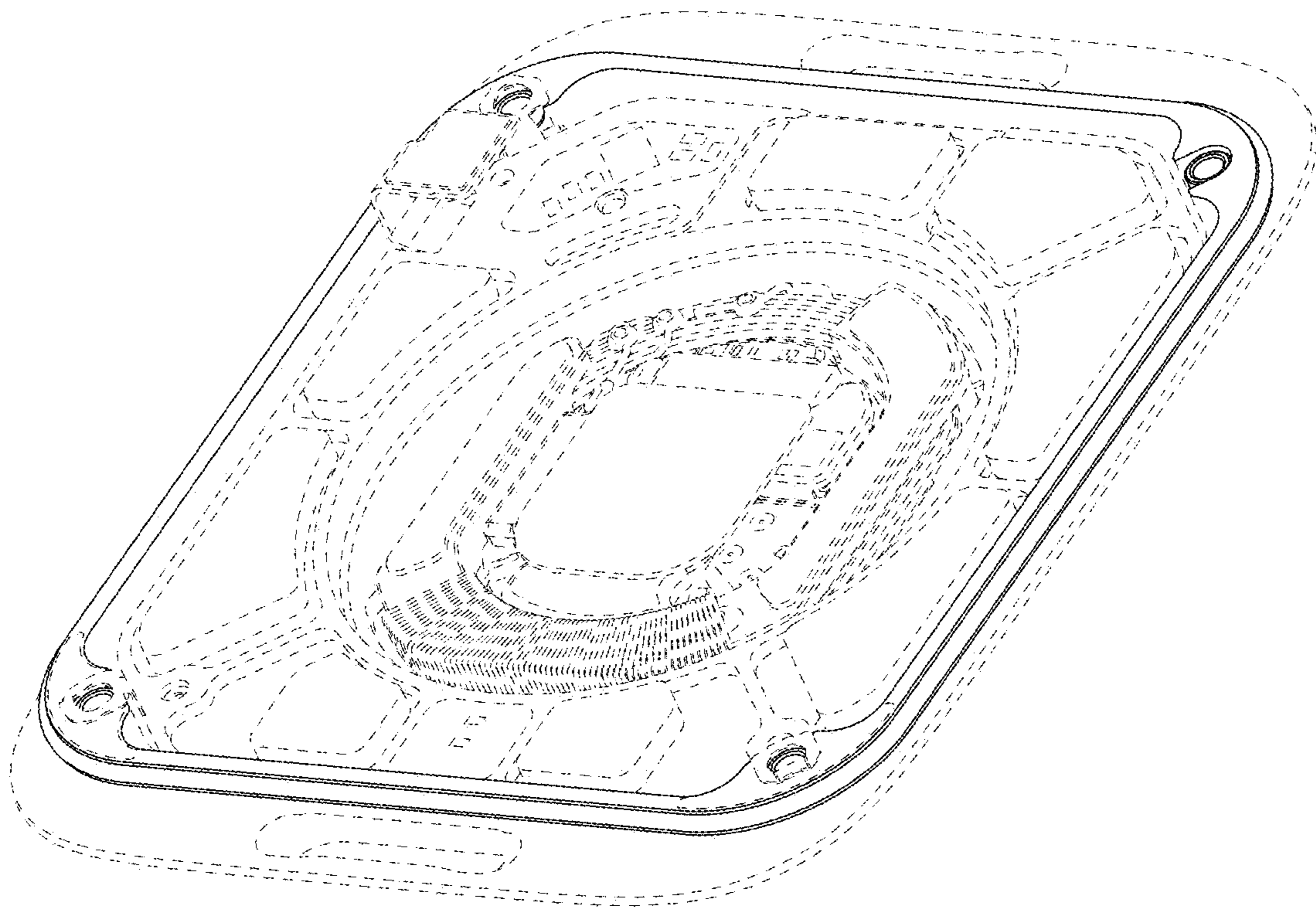


FIG. 2

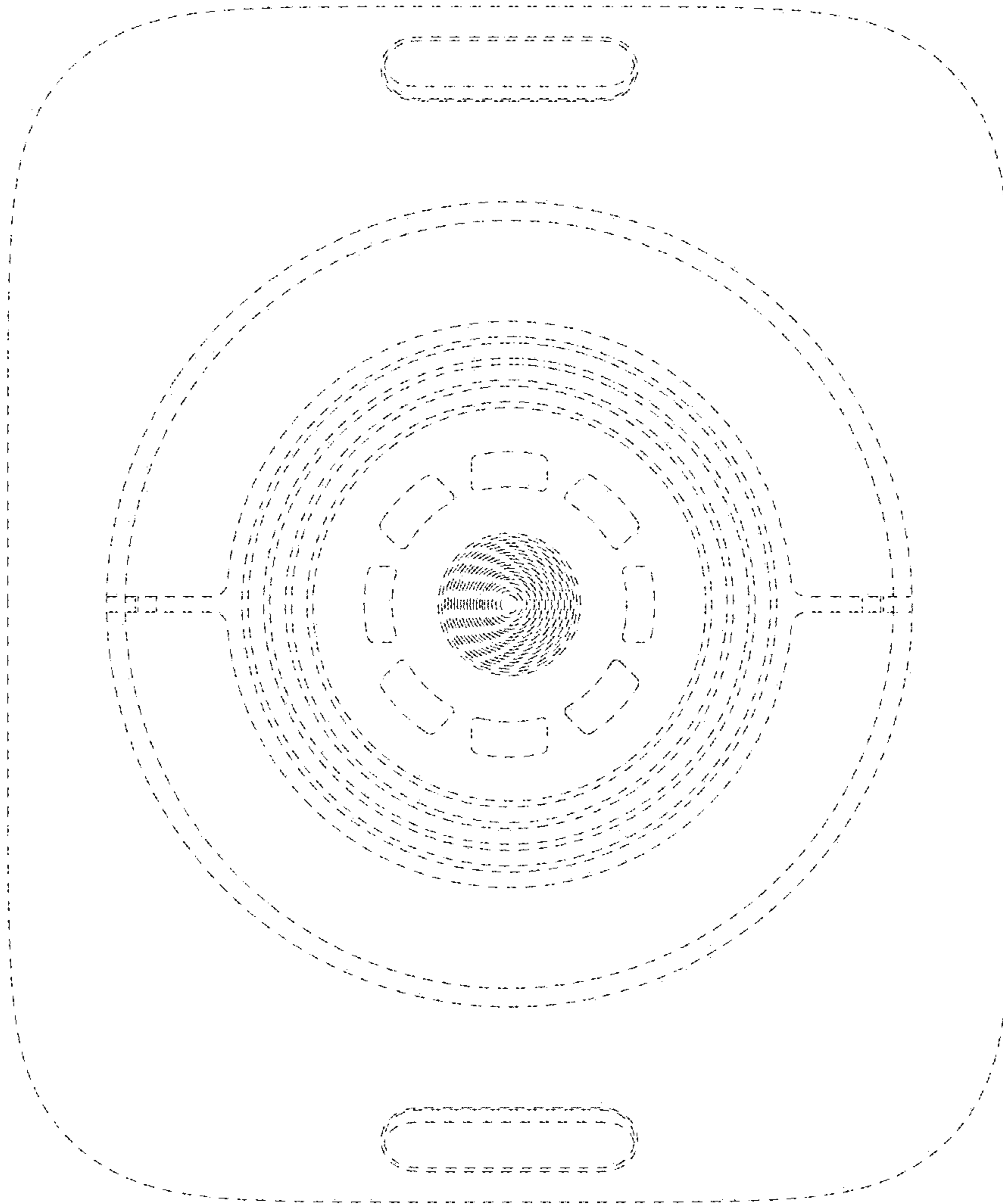


FIG. 3

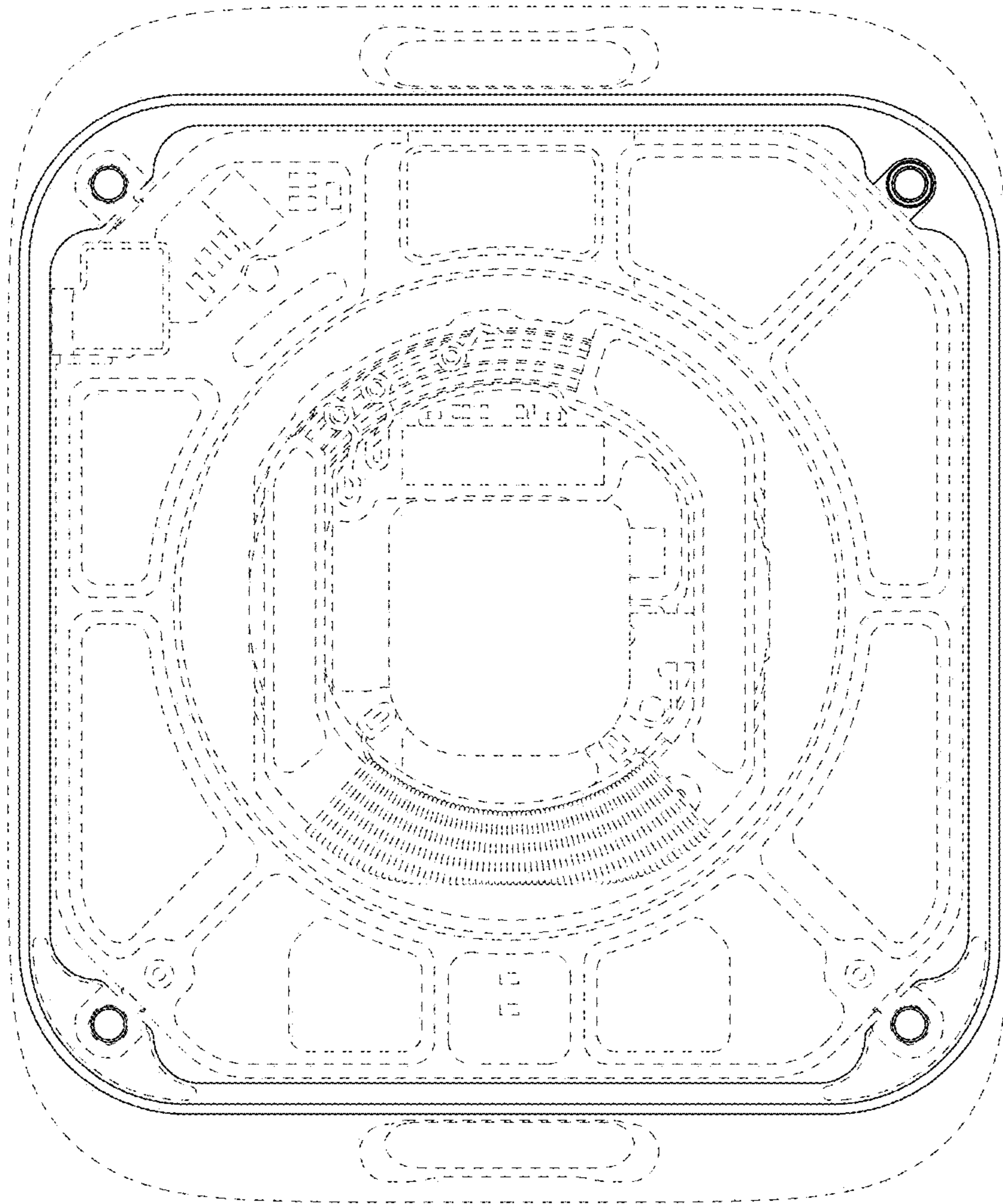


FIG. 4




FIG. 5

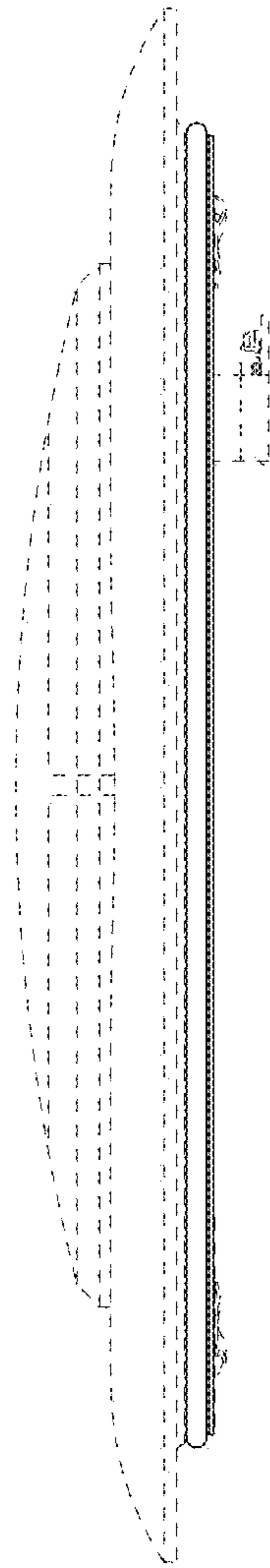


FIG. 6




FIG. 7

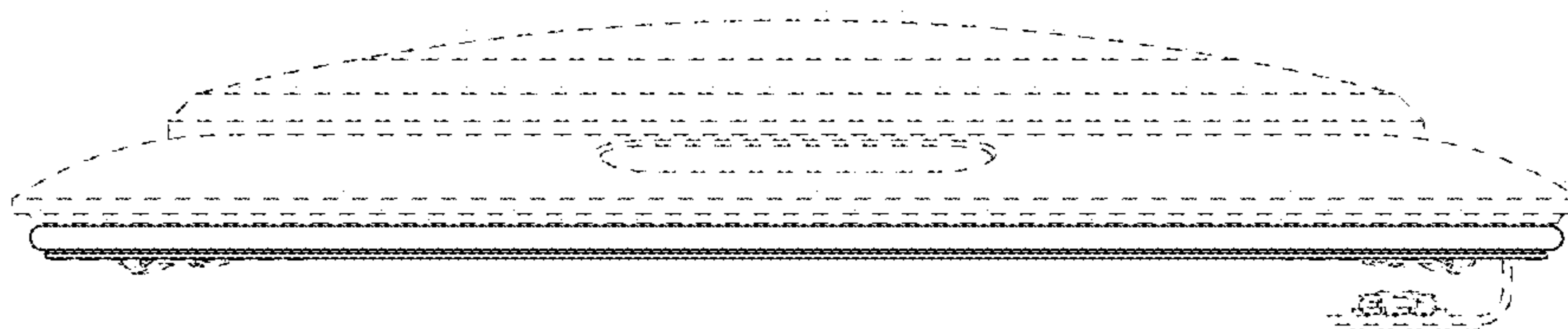


FIG. 8