



US00D924225S

(12) **United States Design Patent**  
**Tzou et al.**

(10) **Patent No.:** **US D924,225 S**  
(45) **Date of Patent:** **\*\* Jul. 6, 2021**

(54) **NOTEBOOK COMPUTER WITH KEYBOARD**

(71) Applicants: **Jyh-Chyang Tzou**, Taipei (TW);  
**Yuan-Ping Chu**, Taipei (TW);  
**Pai-Feng Chen**, Taipei (TW)

(72) Inventors: **Jyh-Chyang Tzou**, Taipei (TW);  
**Yuan-Ping Chu**, Taipei (TW);  
**Pai-Feng Chen**, Taipei (TW)

(73) Assignee: **COMPAL ELECTRONICS, INC.**,  
Taipei (TW)

(\*\*) Term: **15 Years**

(21) Appl. No.: **29/629,570**

(22) Filed: **Dec. 14, 2017**

(51) **LOC (13) Cl.** ..... **14-02**

(52) **U.S. Cl.**  
USPC ..... **D14/315**

(58) **Field of Classification Search**  
USPC ..... D14/315-327, 333-335, 373-376, 390,  
D14/392, 394, 455-457  
CPC ..... G06F 1/1616; G06F 1/1618; G06F 1/162;  
G06F 1/1624; H05K 5/0234; H05K  
5/0017; H05K 5/0226  
See application file for complete search history.

(56) **References Cited**

**U.S. PATENT DOCUMENTS**

- 4,873,155 A \* 10/1989 Hirota ..... H01M 8/2485  
429/437
- D403,197 S \* 12/1998 Bandy ..... D6/634
- 7,724,328 B2 \* 5/2010 Kim ..... G02F 1/133555  
349/113
- D701,200 S \* 3/2014 Chen ..... D14/318
- D744,492 S \* 12/2015 Lin ..... G06F 1/1632  
D14/440

- D756,365 S \* 5/2016 Huang ..... D14/447
- 9,541,962 B2 \* 1/2017 Siddiqui ..... G06F 1/1618
- D786,210 S \* 5/2017 Lee ..... D14/138 AB
- D797,732 S \* 9/2017 Chong ..... D14/371
- D810,750 S \* 2/2018 Chang ..... D14/434
- 2013/0322026 A1 \* 12/2013 Huang ..... H05K 7/02  
361/728
- 2018/0343760 A1 \* 11/2018 Lee ..... G06F 1/1626
- 2019/0212790 A1 \* 7/2019 Chen ..... G06F 3/038
- 2019/0219791 A1 \* 7/2019 Lan ..... G02B 7/023

\* cited by examiner

*Primary Examiner* — Katherine Glennon

(74) *Attorney, Agent, or Firm* — JCIPRNET

(57) **CLAIM**

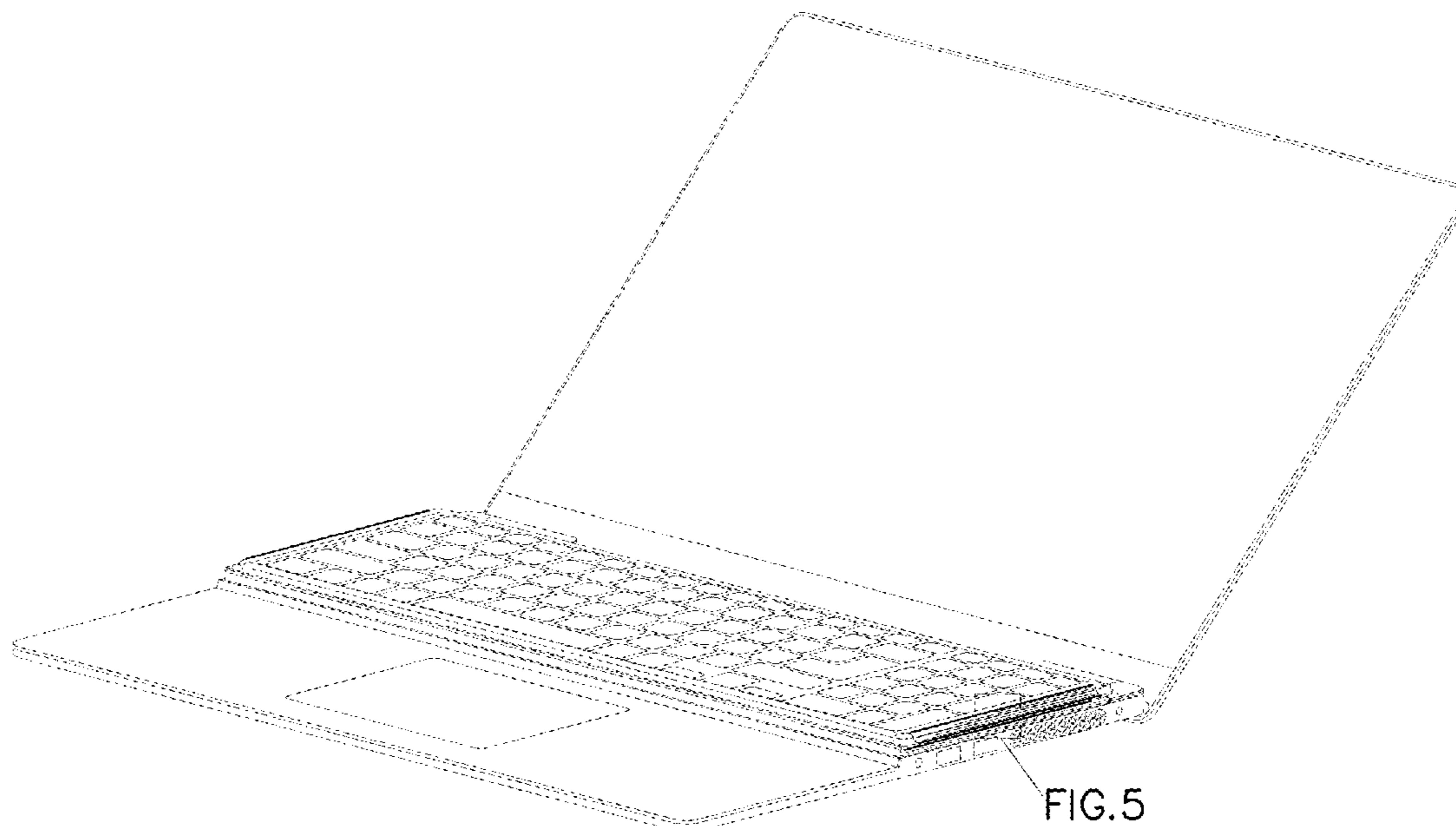
The ornamental design for a notebook computer with keyboard, as shown and described.

**DESCRIPTION**

FIG. 1 is a perspective view of a notebook computer with keyboard showing our new design, the front, rear views thereof being plain and ornamented;  
 FIG. 2 is a left side view thereof;  
 FIG. 3 is a right side view thereof;  
 FIG. 4 is a top view thereof;  
 FIG. 5 is an enlarged view of the portion indicated in FIG. 1;  
 FIG. 6 is an enlarged view of the portion indicated in FIG. 2; and,  
 FIG. 7 is an enlarged view of the portion indicated in FIG. 3.

The dashed broken lines shown in the drawings illustrate portions of the notebook computer with keyboard that form no part of the claimed design. The dot-dashed lines define the bounds of the claimed design and form no part thereof.

**1 Claim, 7 Drawing Sheets**



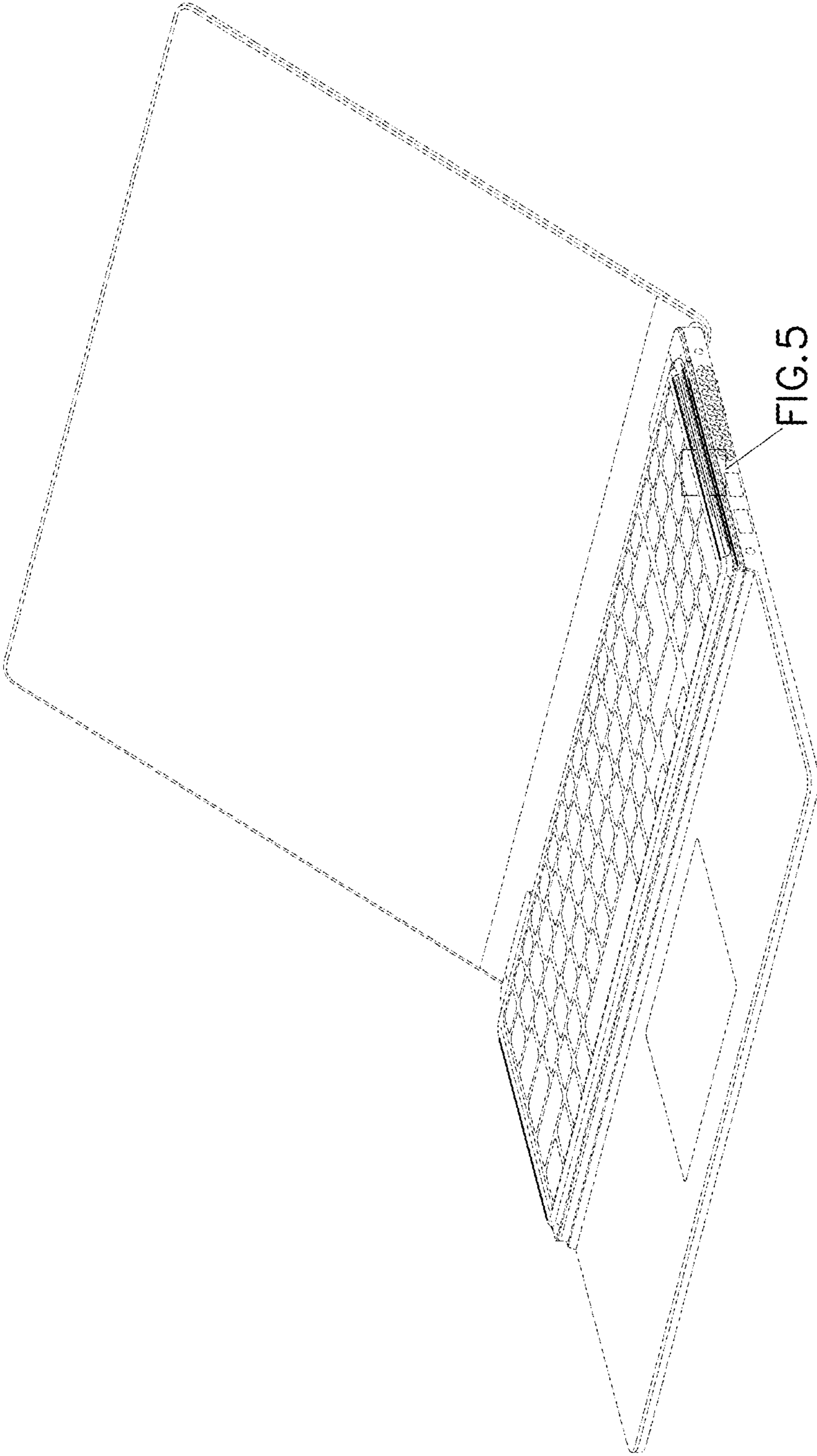


FIG. 1

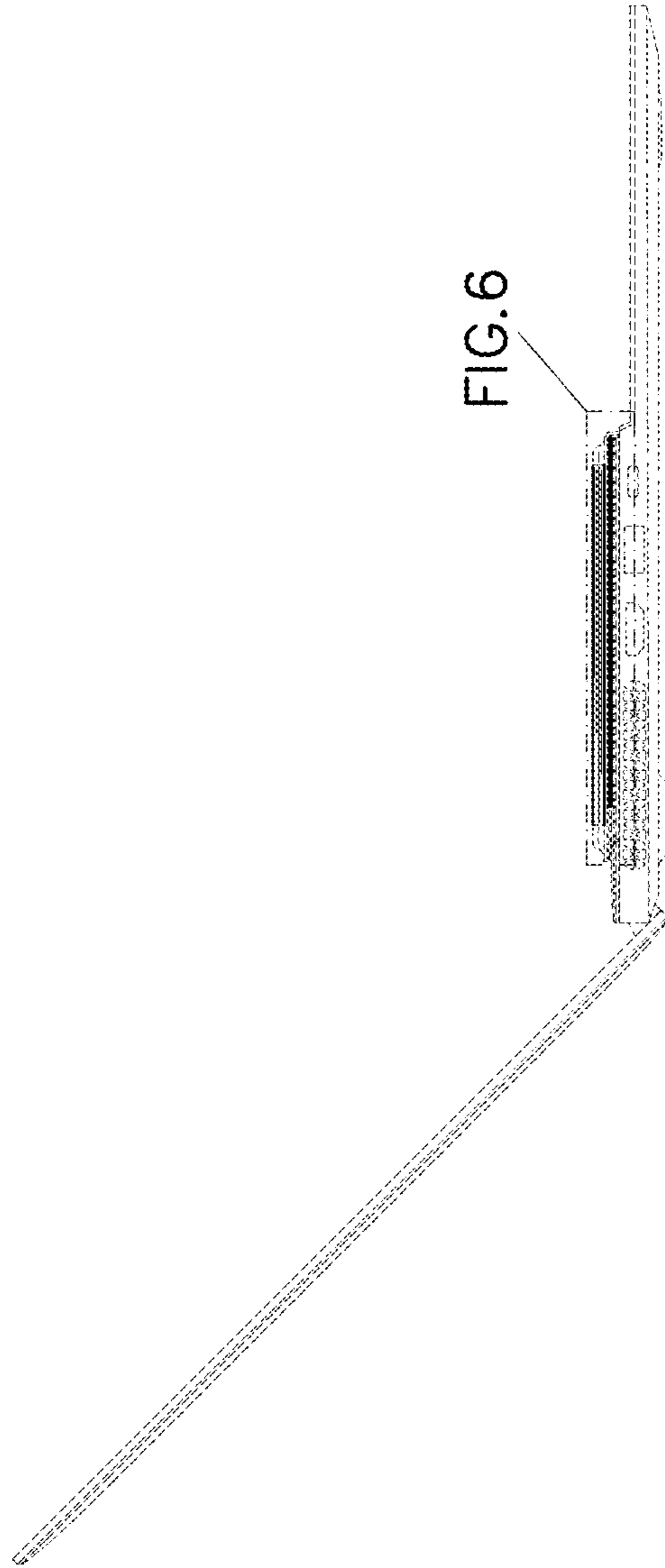


FIG. 2

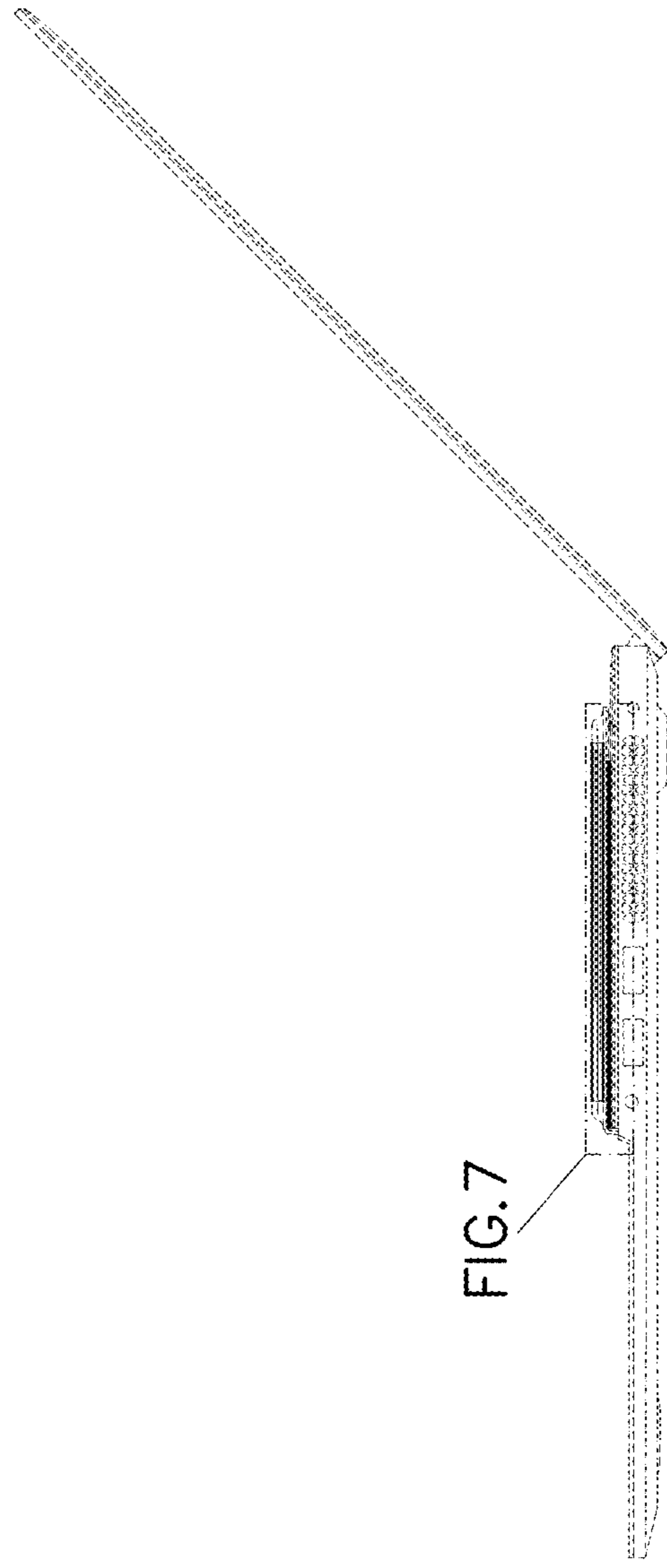


FIG. 3

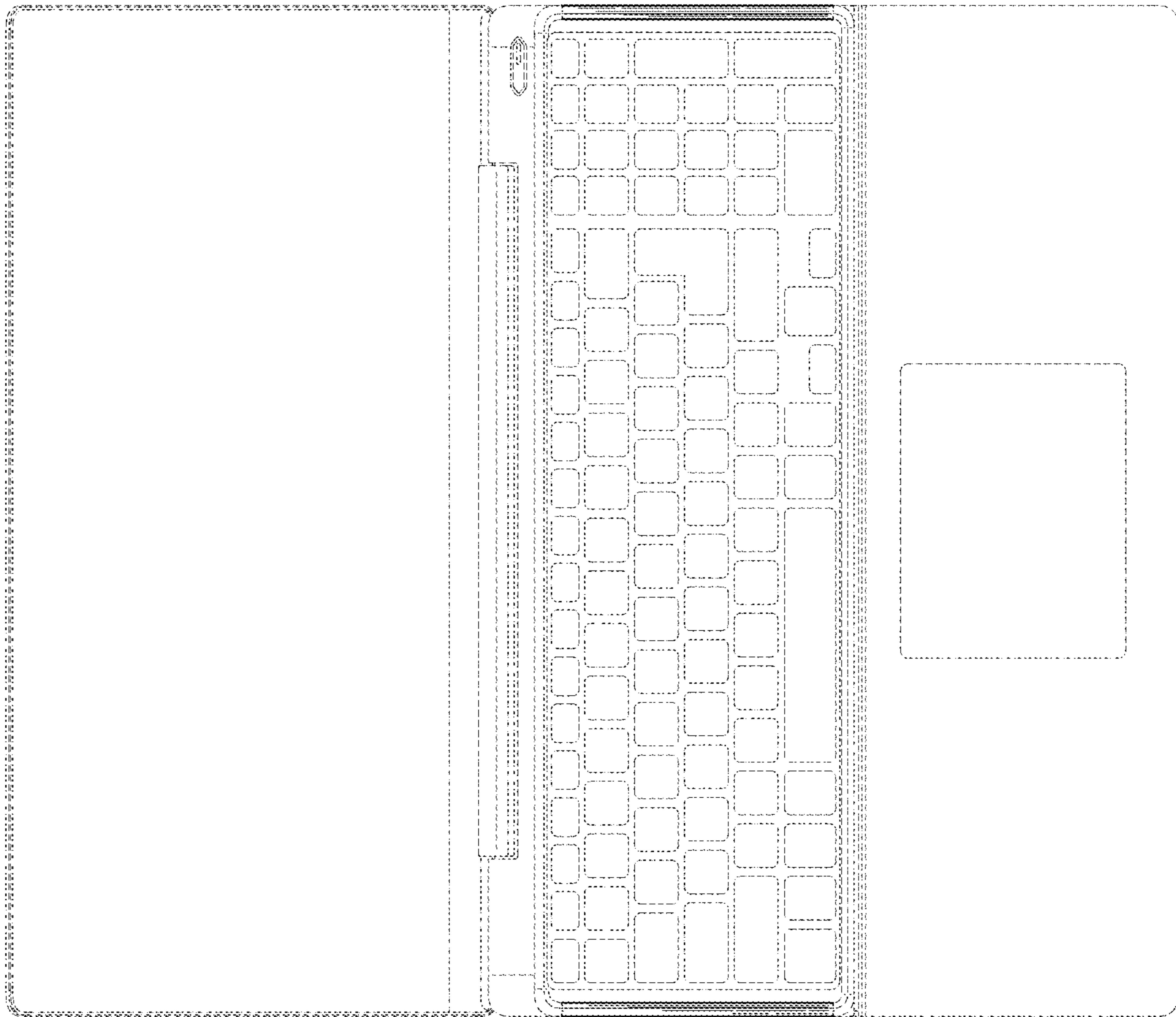


FIG. 4






FIG. 5

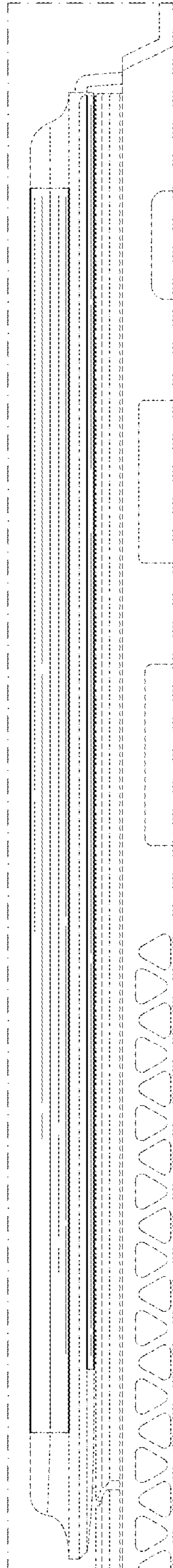


FIG. 6

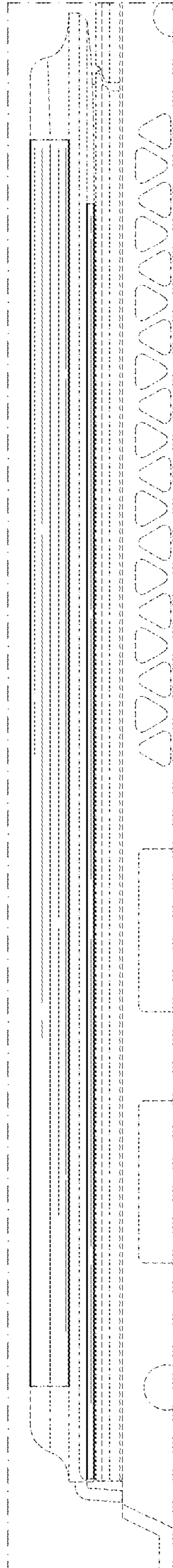


FIG. 7