



US00D924209S

(12) **United States Design Patent** (10) **Patent No.:** **US D924,209 S**
Wu (45) **Date of Patent:** **** Jul. 6, 2021**

(54) **EARPHONE**
(71) Applicant: **SHENZHEN XINZHENGYU TECHNOLOGY CO., LTD**, Shenzhen (CN)
(72) Inventor: **Junhua Wu**, Shenzhen (CN)
(73) Assignee: **SHENZHEN XINZHENGYU TECHNOLOGY CO., LTD**, Shenzhen (CN)
(**) Term: **15 Years**
(21) Appl. No.: **29/761,202**
(22) Filed: **Dec. 8, 2020**
(51) **LOC (13) Cl.** **14-01**
(52) **U.S. Cl.**
USPC **D14/223**
(58) **Field of Classification Search**
USPC D14/223, 205; D24/174; 128/864, 865, 128/866; 381/380, 381; 455/90.3, 575.1, 455/569.1
CPC H04R 1/10; H04R 25/00; H04R 25/02; H04R 1/1066; H04R 1/1016; H04R 5/033; H04R 5/0335; H04R 1/1091
See application file for complete search history.

8,831,266 B1 * 9/2014 Huang H04R 1/2811 381/380
D718,284 S * 11/2014 Shibusawa D14/223
D718,286 S * 11/2014 Yang D14/223
D719,548 S * 12/2014 Thompson D14/223
D719,550 S * 12/2014 Yang D14/223
D733,101 S * 6/2015 Pi D14/223
D735,699 S * 8/2015 Yasuda D14/223
D742,860 S * 11/2015 Miyake D14/223
D746,792 S * 1/2016 Kim D14/205
D757,682 S * 5/2016 Perez D14/205
D762,196 S * 7/2016 Hsieh D14/223
D762,616 S * 8/2016 Hsieh D14/205
D773,435 S * 12/2016 Ott D14/205
D784,298 S * 4/2017 Ozawa D14/223
D784,962 S * 4/2017 Yang D14/223
D800,097 S 10/2017 Chen
D801,314 S * 10/2017 Akana D14/223
D802,562 S * 11/2017 Baba D14/223

(Continued)

Primary Examiner — Paula Allen Greene

(57) **CLAIM**

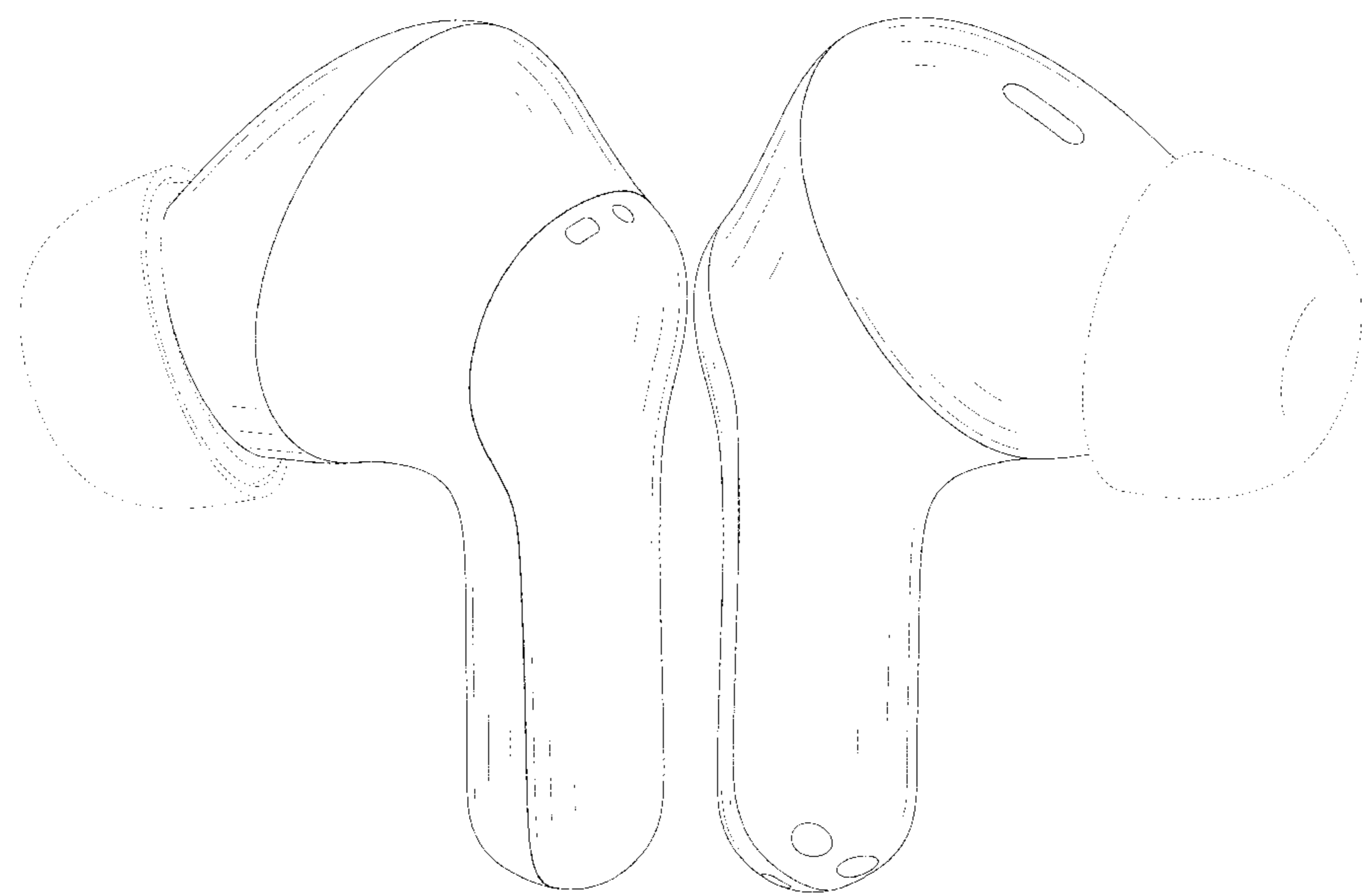
The ornamental design for an earphone, as shown and described.

DESCRIPTION

FIG. 1 is a perspective view of an earphone showing my new design;
FIG. 2 is another perspective view thereof;
FIG. 3 is a front elevational view thereof;
FIG. 4 is a rear elevational view thereof;
FIG. 5 is a left side elevational view thereof;
FIG. 6 is a right side elevational view thereof;
FIG. 7 is a top plan view thereof;
FIG. 8 is a bottom plan view thereof; and,
FIG. 9 is a perspective view of the earphone where the earphone is received in a case.
The broken lines in the drawings depict portions of the earphone that form no part of the claimed design.

1 Claim, 9 Drawing Sheets

(56) **References Cited**
U.S. PATENT DOCUMENTS
D643,417 S * 8/2011 Lee D14/223
D666,580 S * 9/2012 Lee D14/223
D666,996 S * 9/2012 Hardi D14/223
D673,531 S * 1/2013 Lee D14/223
D678,251 S * 3/2013 Cantoni D14/223
D679,267 S * 4/2013 Lee D14/223
D681,015 S * 4/2013 Akana H04R 1/10 D14/223
D686,597 S * 7/2013 Lee D14/223
D698,761 S * 2/2014 Bao D14/223



(56)

References Cited

U.S. PATENT DOCUMENTS

D803,184 S *	11/2017	Loh Jun Kern	D14/205	D875,713 S *	2/2020	Kim	D14/205
D813,844 S *	3/2018	Stiff	D14/223	D877,722 S *	3/2020	Yang	D14/223
D815,069 S	4/2018	Xiong			D878,337 S *	3/2020	Yang	D14/223
D820,809 S *	6/2018	Akana	D14/205	D883,260 S *	5/2020	Hu	D14/223
D822,009 S *	7/2018	Matoba	D14/223	D883,960 S *	5/2020	Du	D14/223
D830,336 S *	10/2018	Cai	D14/205	D884,682 S *	5/2020	Du	D14/223
D830,345 S *	10/2018	Cai	D14/223	D887,396 S *	6/2020	Wang	D14/223
D831,619 S *	10/2018	Matoba	D14/223	D888,691 S *	6/2020	Liu	D14/223
D832,823 S *	11/2018	Xiao	D14/223	D889,436 S *	7/2020	Zhang	D14/223
D832,824 S *	11/2018	Kim	D14/223	D890,138 S *	7/2020	Peng	D14/223
D847,125 S *	4/2019	Akana	D14/223	D890,724 S *	7/2020	Li	D14/223
D847,794 S *	5/2019	Guo	D14/223	D893,462 S *	8/2020	Liu	D14/223
D848,980 S *	5/2019	Kim	D14/223	D895,579 S *	9/2020	Yang	D14/223
D848,982 S *	5/2019	Kim	D14/223	D895,582 S *	9/2020	Wu	D14/223
D861,647 S *	10/2019	Chen	D14/223	D896,206 S *	9/2020	Xu	D14/223
D864,165 S *	10/2019	Roberts	D14/223	D896,207 S *	9/2020	He	D14/223
D864,169 S *	10/2019	Min	D14/223	D903,639 S *	12/2020	Yang	D14/223
D869,445 S *	12/2019	Hu	D14/223	D910,600 S *	2/2021	Zhang	D14/223
					2012/0237074 A1 *	9/2012	Aase	H04R 1/1075 381/380
					2020/0068283 A1 *	2/2020	Chou	H04R 1/1025

* cited by examiner



FIG. 1

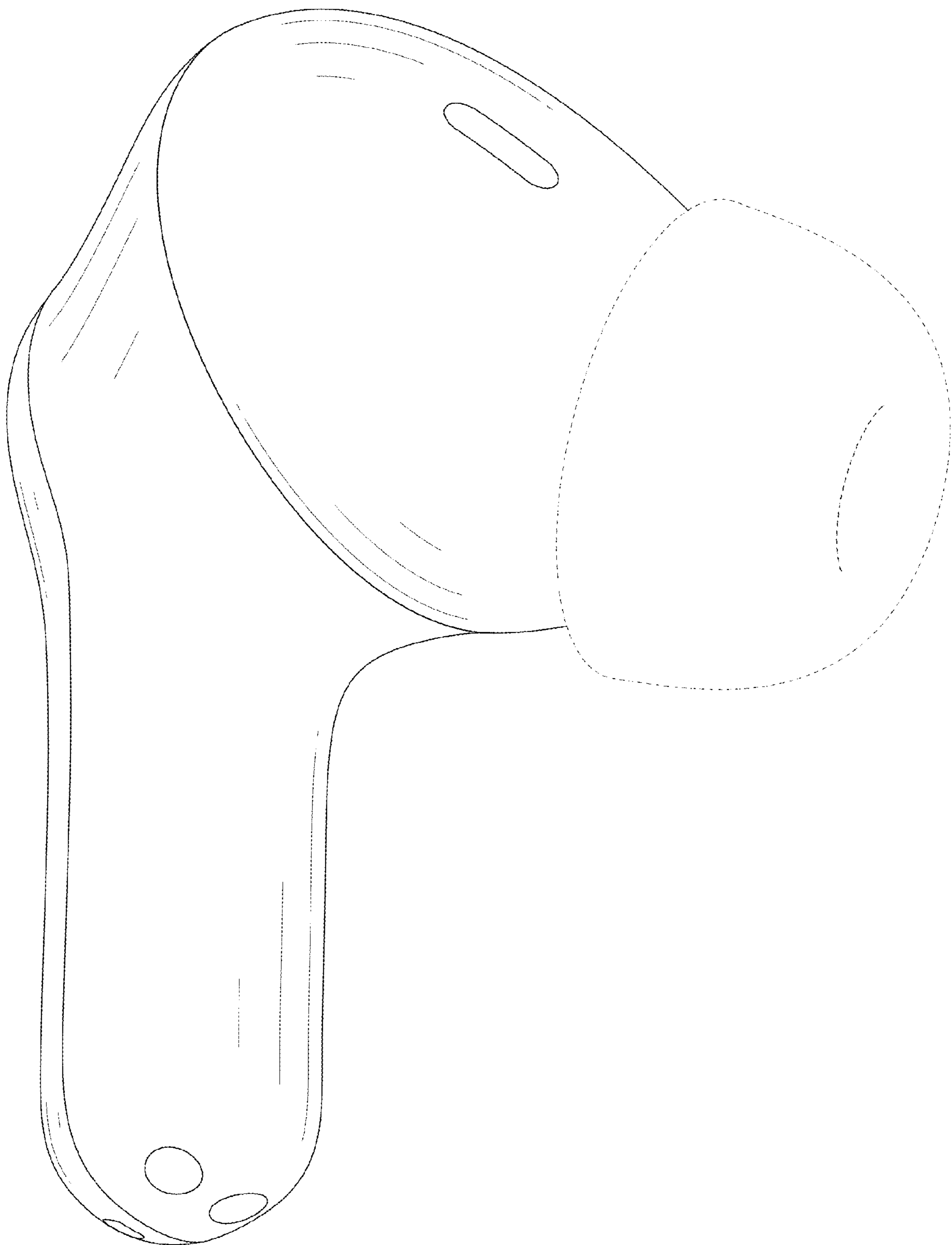


FIG. 2

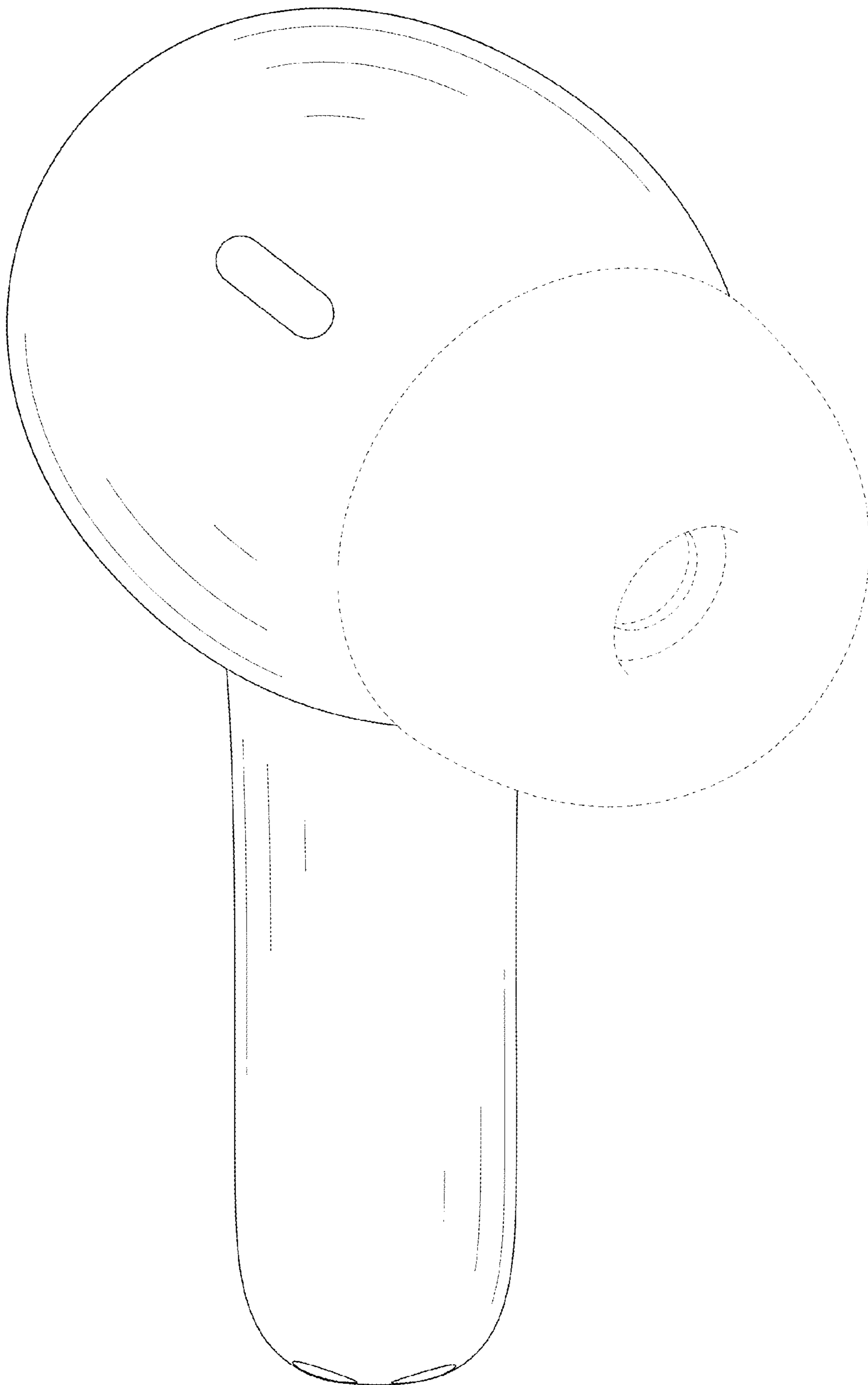


FIG. 3

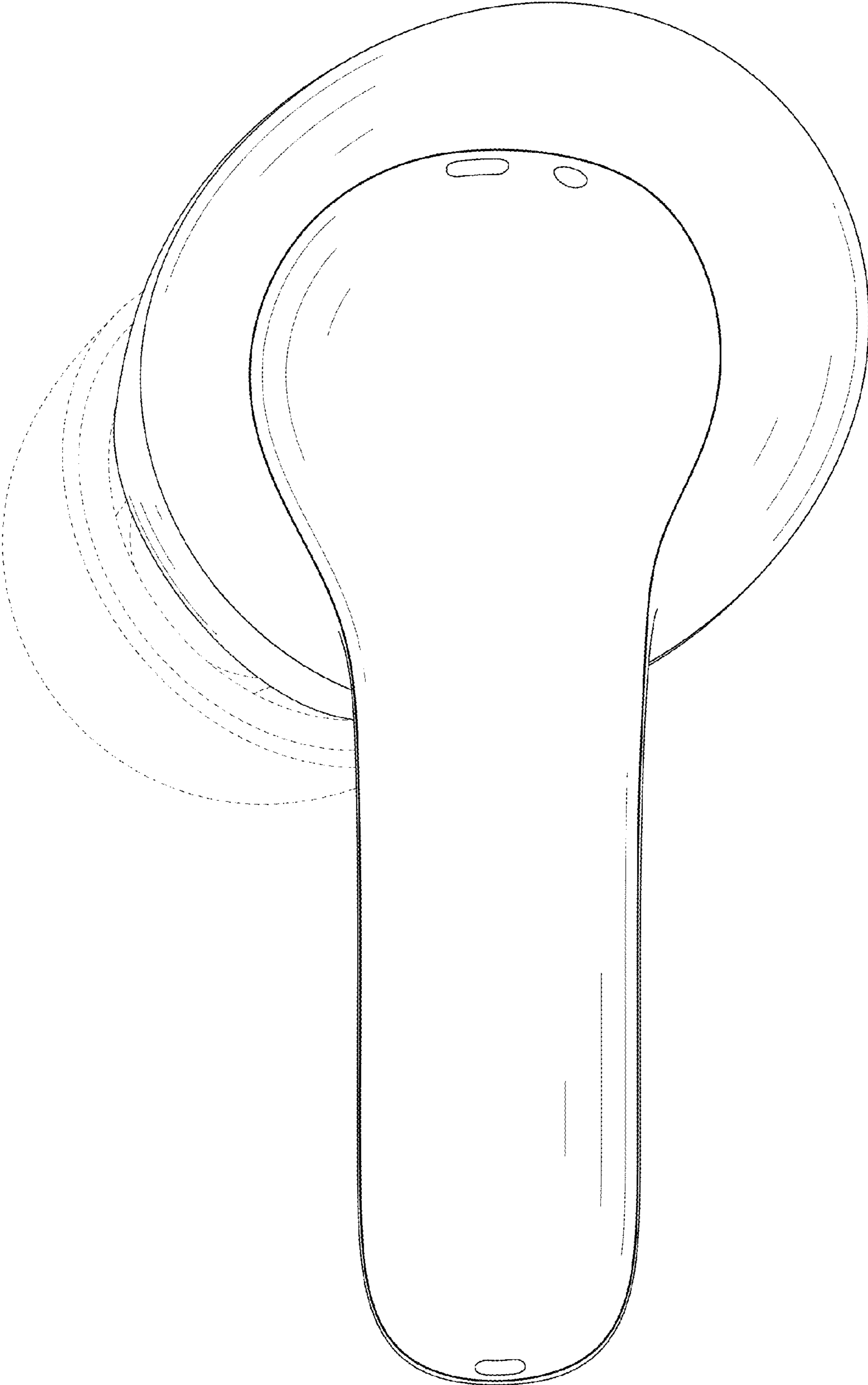


FIG. 4




FIG. 5

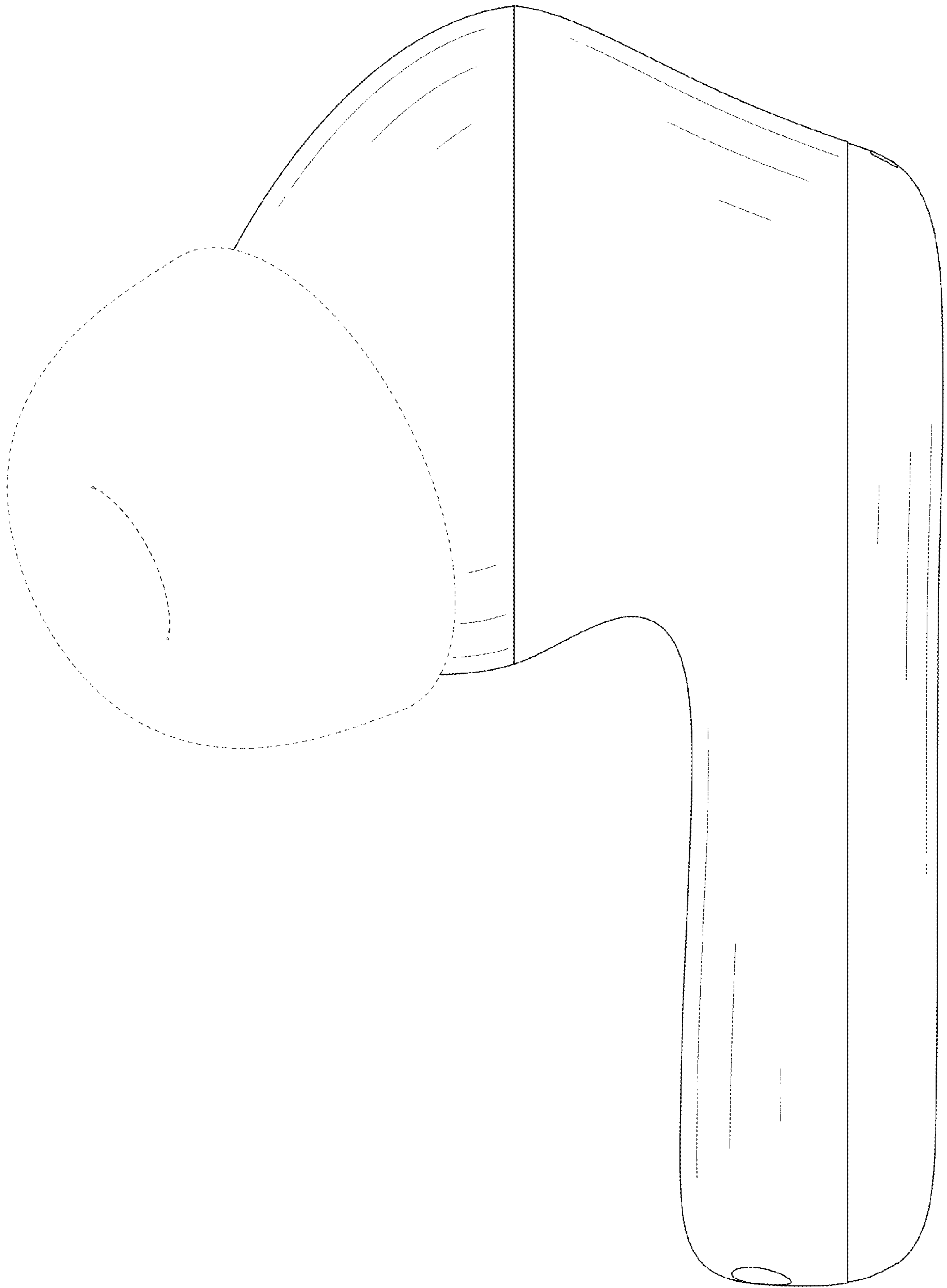


FIG. 6

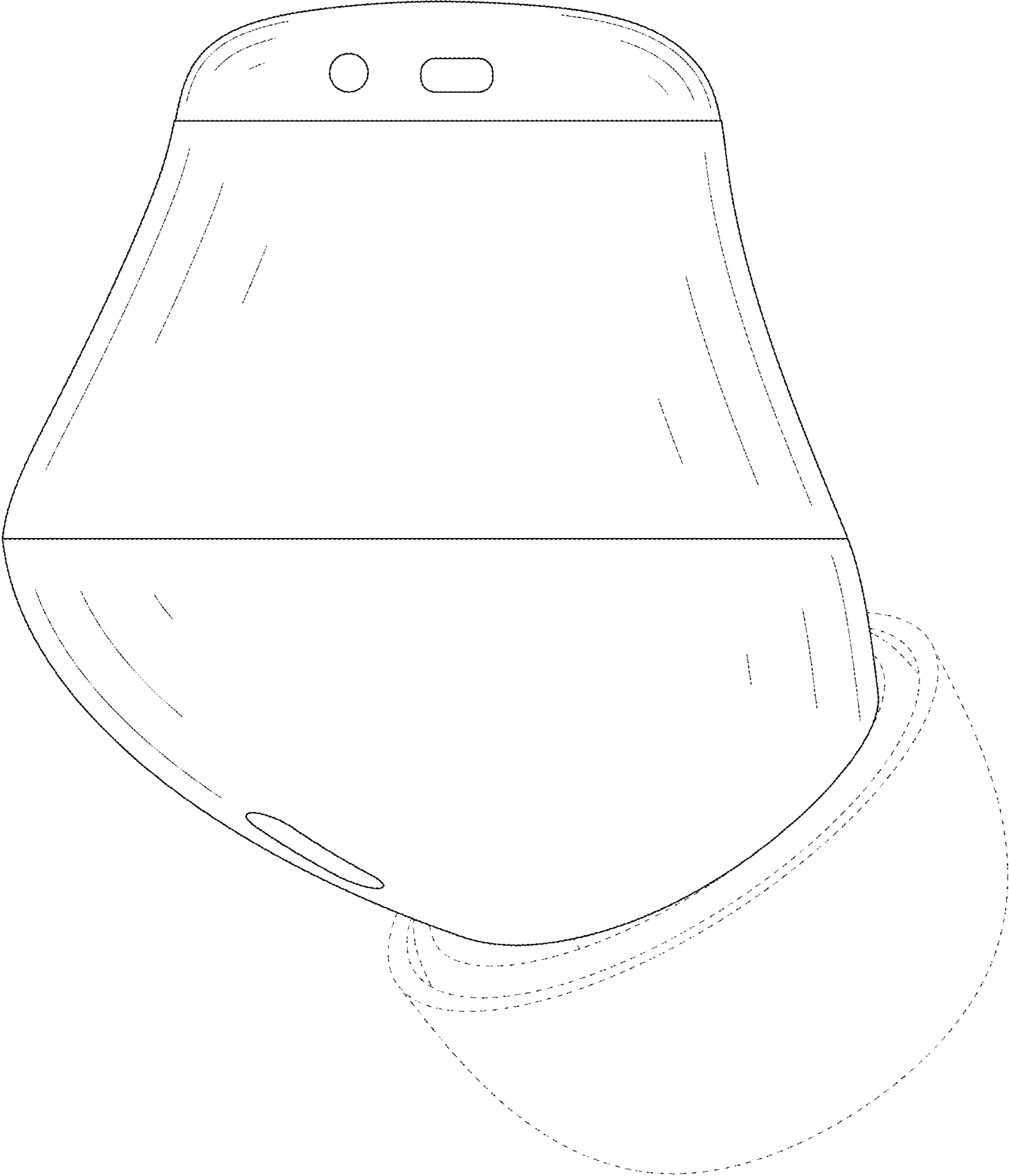


FIG. 7




FIG. 8



FIG. 9