



US00D924206S

(12) **United States Design Patent** (10) **Patent No.:** **US D924,206 S**
Yoon et al. (45) **Date of Patent:** **** Jul. 6, 2021**

(54) **REMOTE CONTROL FOR SKIN TREATMENT APPARATUS**

(71) Applicant: **LG ELECTRONICS INC.**, Seoul (KR)
 (72) Inventors: **Sanghoon Yoon**, Seoul (KR); **Gayeong Lee**, Seoul (KR); **Chaelin Lee**, Seoul (KR); **Sooyoung Park**, Seoul (KR); **Sunha Park**, Seoul (KR)
 (73) Assignee: **LG ELECTRONICS INC.**, Seoul (KR)

(**) Term: **15 Years**

(21) Appl. No.: **35/509,035**

(22) Filed: **Oct. 10, 2019**

(80) **Hague Agreement Data**

Int. Filing Date: **Oct. 10, 2019**
 Int. Reg. No.: **DM/204795**
 Int. Reg. Date: **Oct. 10, 2019**
 Int. Reg. Pub. Date: **Apr. 10, 2020**

(30) **Foreign Application Priority Data**

Apr. 26, 2019 (KR) 30-2019-0019831

(51) **LOC (13) Cl.** **14-03**

(52) **U.S. Cl.** **D14/218; D24/209**

(58) **Field of Classification Search**
 USPC D24/209, 200, 191, 110.3; D2/878, 892; D29/102; D13/168; D21/566; D14/218; D10/106.1
 CPC . A61B 5/0006; A61B 5/04012; A61B 5/0456; A61B 5/04085; A61B 5/0452; A61B 5/044

See application file for complete search history.

(56) **References Cited**

U.S. PATENT DOCUMENTS

| | | | |
|--------------|---------|-----------------|-----------|
| D438,513 S * | 3/2001 | Pinchuk | D13/168 |
| D763,830 S * | 8/2016 | Jones | D14/218 |
| D805,482 S * | 12/2017 | McRoberts | D13/168 |
| D818,457 S * | 5/2018 | Paschke | D14/218 |
| D829,121 S * | 9/2018 | Colasse | D10/106.1 |
| D880,456 S * | 4/2020 | Russo | D14/218 |
| D881,162 S * | 4/2020 | Zhu | D14/218 |
| D882,551 S * | 4/2020 | Wang | D14/218 |
| D909,994 S * | 2/2021 | Bristol | D14/218 |
| D912,635 S * | 3/2021 | Birchler | D13/168 |
| D912,671 S * | 3/2021 | Xu | D14/388 |

* cited by examiner

Primary Examiner — Eliza Z Bennett-Hattan

(74) *Attorney, Agent, or Firm* — Birch, Stewart, Kolasch & Birch, LLP

(57) **CLAIM**

The ornamental design for remote control for skin treatment apparatus, as shown and described.

DESCRIPTION

1. Remote control for skin treatment apparatus

1.1 : Perspective

1.2 : Front

1.3 : Back

1.4 : Left


1.5 : Right

1.6 : Top

1.7 : Bottom

1.8 is a view disclosing the claim in an alternative environment of use. The additional broken lines in this view are unclaimed environment and form no part of the claimed design.

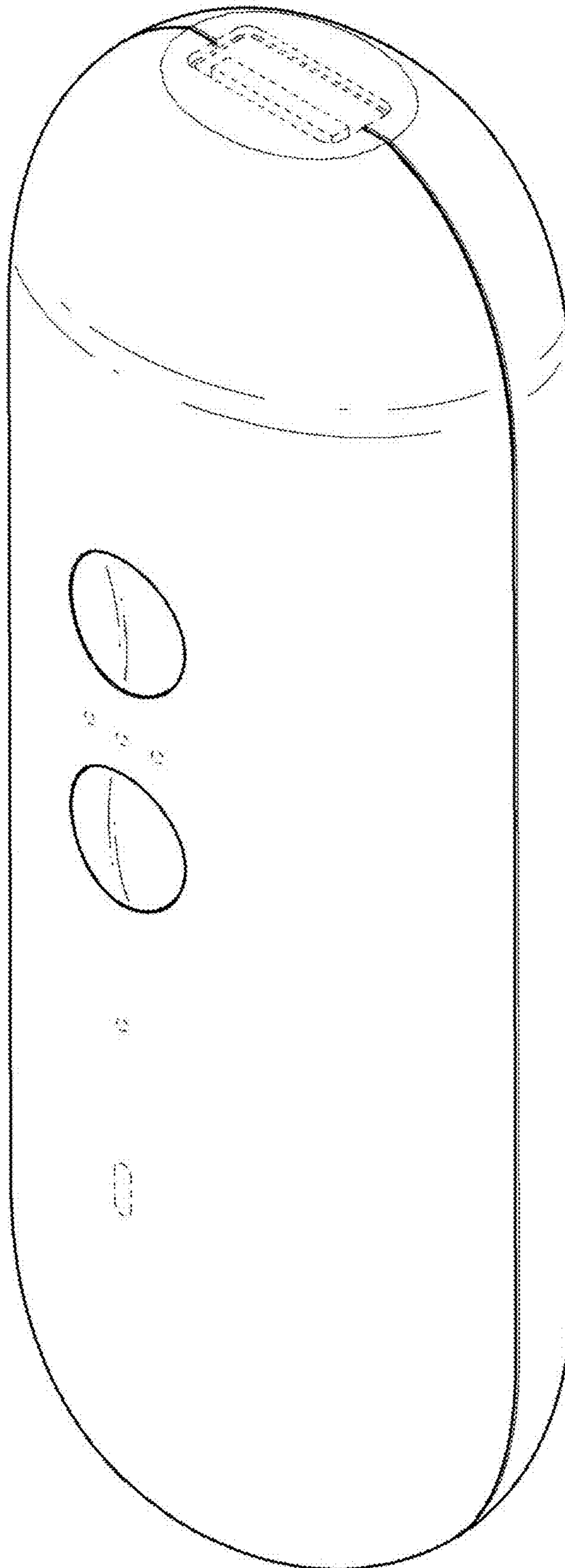
(Continued)



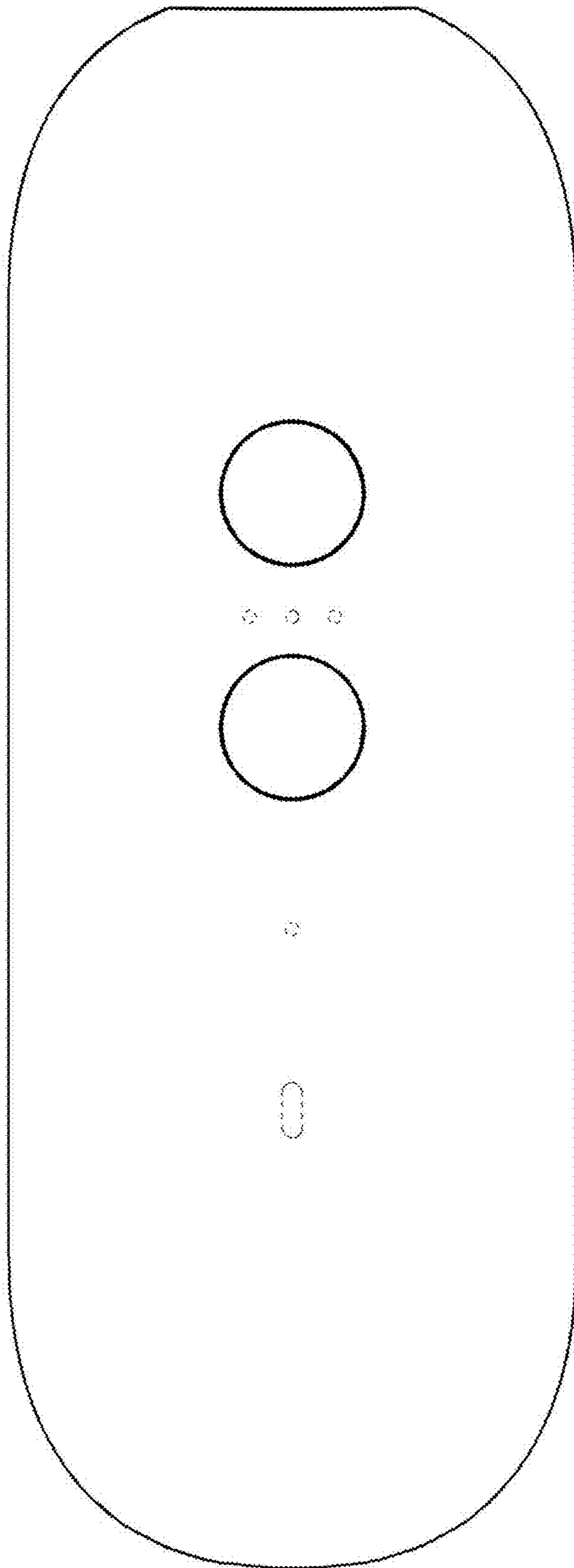
The broken lines indicate portions of the article that form no part of the claimed design. The additional broken lines in **1.8** are unclaimed environment and form no part of the claimed design.

1 Claim, 8 Drawing Sheets


1.1



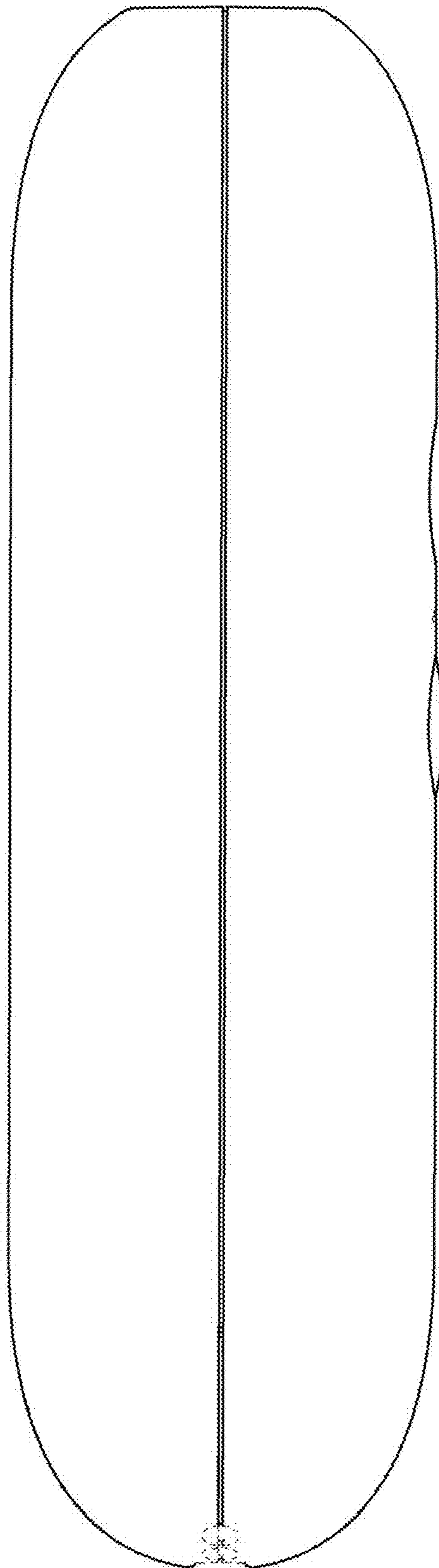
1.2




1.3



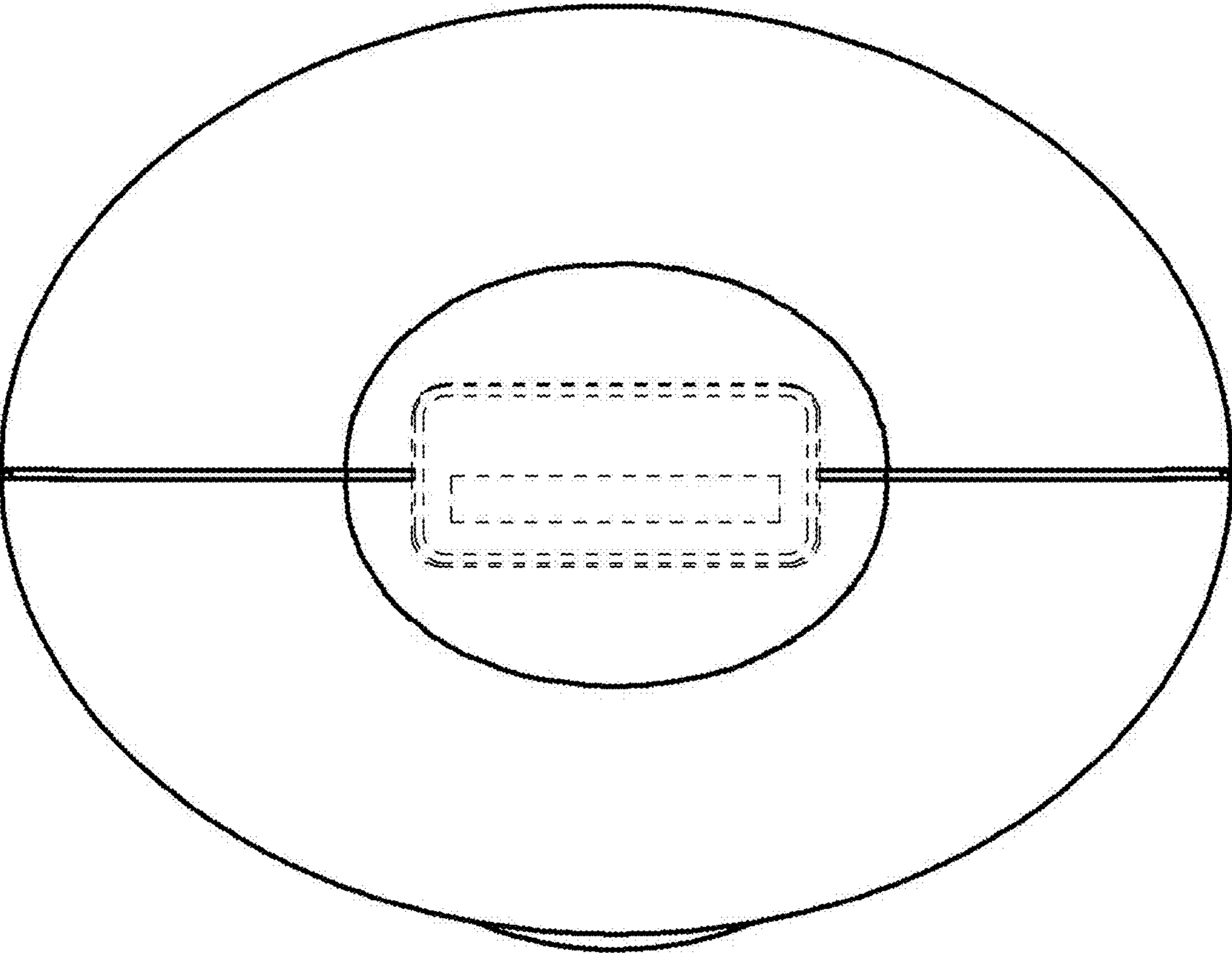
1.4



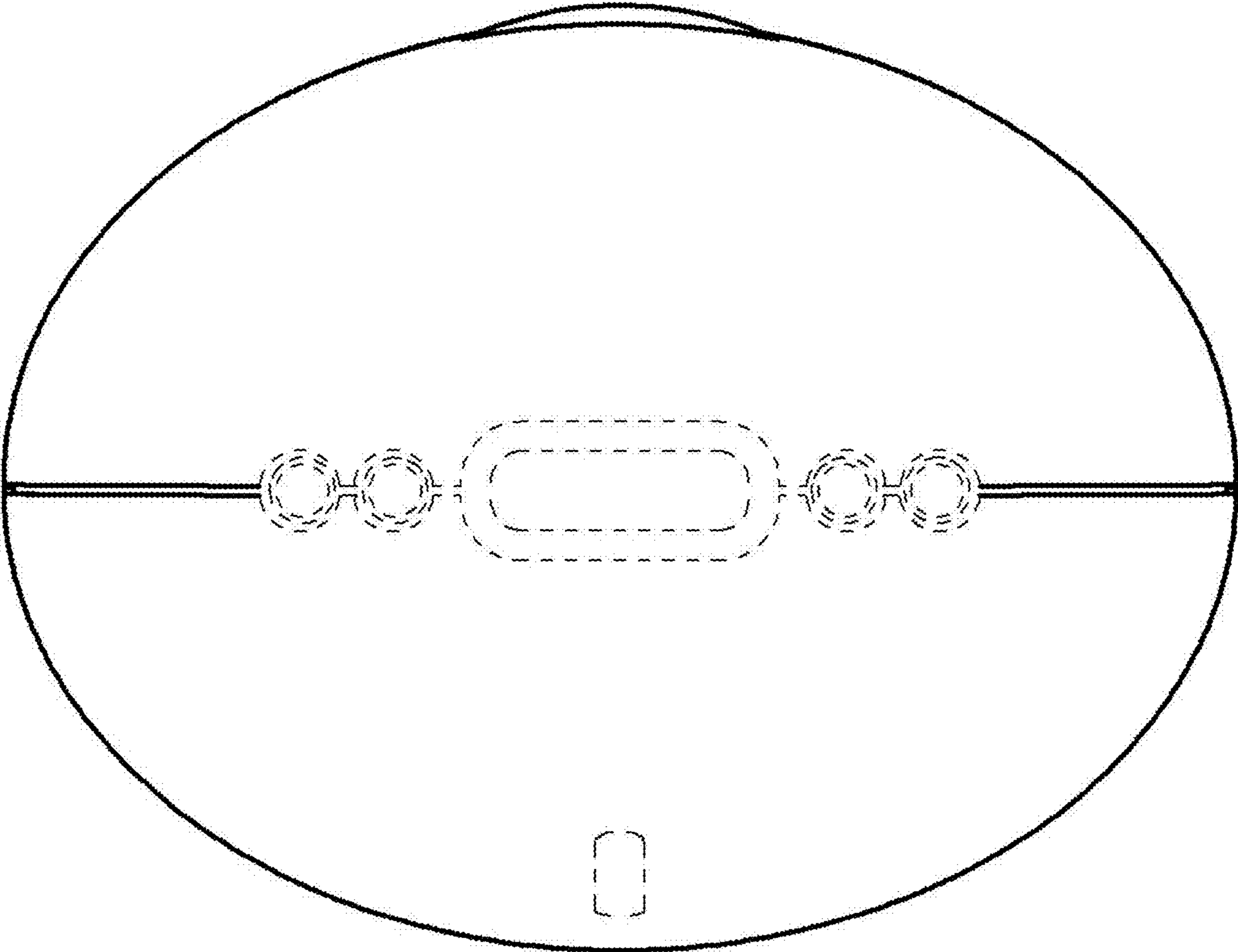
1.5



1.6



1.7



1.8

