



US00D924197S

(12) **United States Design Patent**
Wei

(10) **Patent No.:** **US D924,197 S**

(45) **Date of Patent:** **** Jul. 6, 2021**

(54) **BABY MONITOR**

(71) Applicant: **Honghua Wei**, Guangdong (CN)

(72) Inventor: **Honghua Wei**, Guangdong (CN)

(**) Term: **15 Years**

(21) Appl. No.: **29/720,596**

(22) Filed: **Jan. 14, 2020**

(51) **LOC (13) Cl.** **14-03**

(52) **U.S. Cl.**
USPC **D14/159**

(58) **Field of Classification Search**
USPC D14/496, 154-156, 158-165, 167, 168,
D14/188, 192, 253; D16/200-204, 208,
D16/218, 219; 348/143, 148, 151, 360,
348/373-376; 396/419, 427-429, 433,
396/529, 535, 537-541
CPC G03B 15/03; G03B 17/02; G03B 17/04;
G03B 17/48; G03B 17/56; G03B 19/04;
H04N 5/2251; H04N 5/2252; H04N
5/2253; H04N 5/2254; H04N 7/14; H04N
7/26; G06F 3/16; G08B 3/00; H04M
11/00

See application file for complete search history.

(56) **References Cited**

U.S. PATENT DOCUMENTS

D649,573 S * 11/2011 Al D16/203
D651,633 S * 1/2012 Park D16/203

D665,767 S * 8/2012 Hancock D14/159
D740,781 S * 10/2015 Thomas D14/159
D740,782 S * 10/2015 Thomas D14/159
D763,220 S * 8/2016 Deng D14/159
D763,817 S * 8/2016 Deng D14/159
D837,179 S * 1/2019 Gan D14/159
D840,368 S * 2/2019 Deng D14/159
D860,966 S * 9/2019 Deng D14/159
D878,320 S * 3/2020 Sandberg D14/159
D881,833 S * 4/2020 Liu D14/159
D907,095 S * 1/2021 Hayes D16/203

* cited by examiner

Primary Examiner — Ramzi Almatrahi

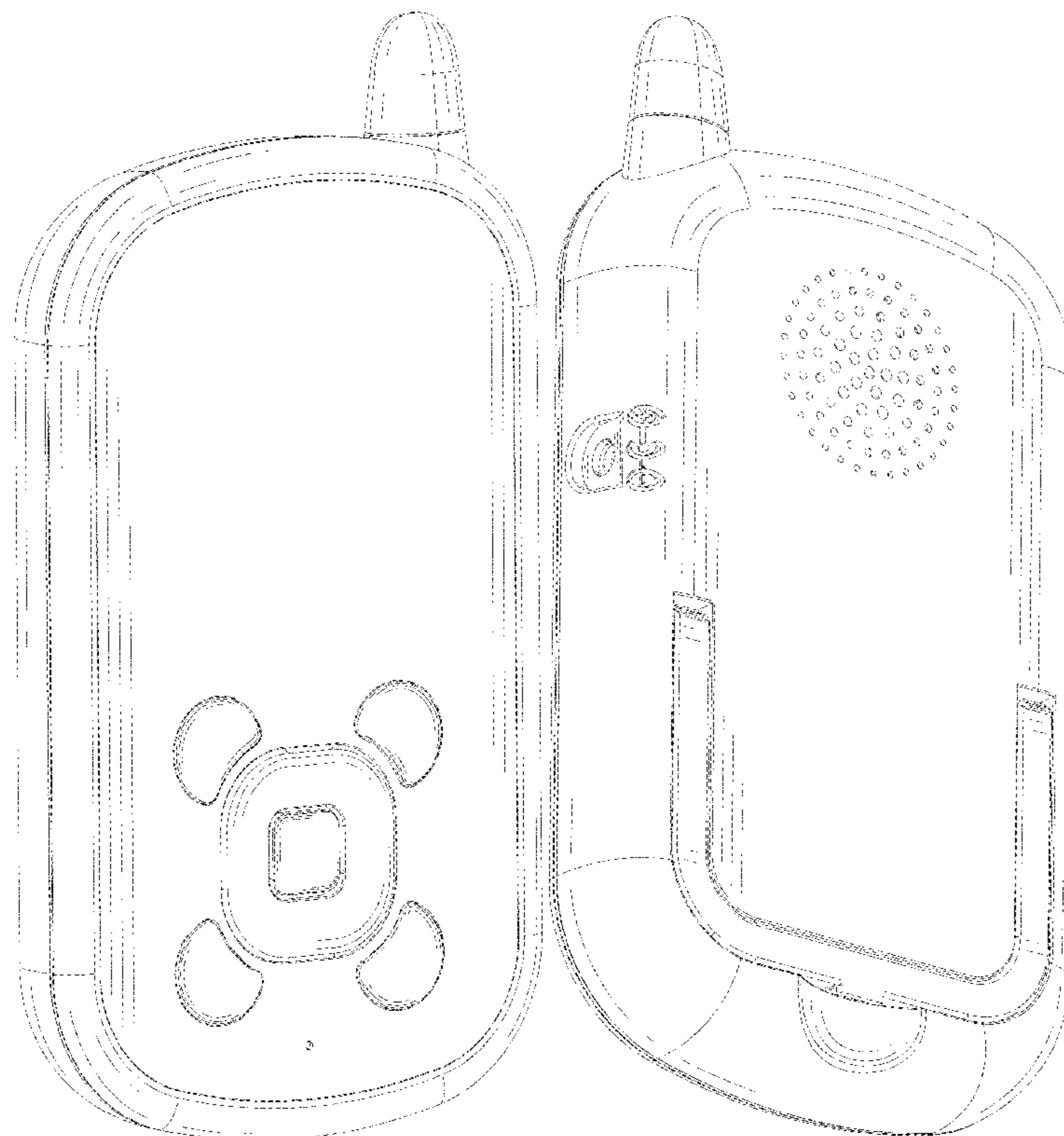
(57) **CLAIM**

The ornamental design for a baby monitor, as shown and described.

DESCRIPTION

FIG. 1 is a front perspective view of a baby monitor showing my new design;
FIG. 2 is a rear perspective view thereof;
FIG. 3 is a front elevation view thereof;
FIG. 4 is a back elevation view thereof;
FIG. 5 is a left side elevation view thereof;
FIG. 6 is a right side elevation view thereof;
FIG. 7 is a top plan view thereof; and,
FIG. 8 is a bottom plan view thereof.
The broken lines depict portions of the baby monitor in which the design is embodied that form no part of the claimed design.

1 Claim, 8 Drawing Sheets






FIG. 1




FIG. 2

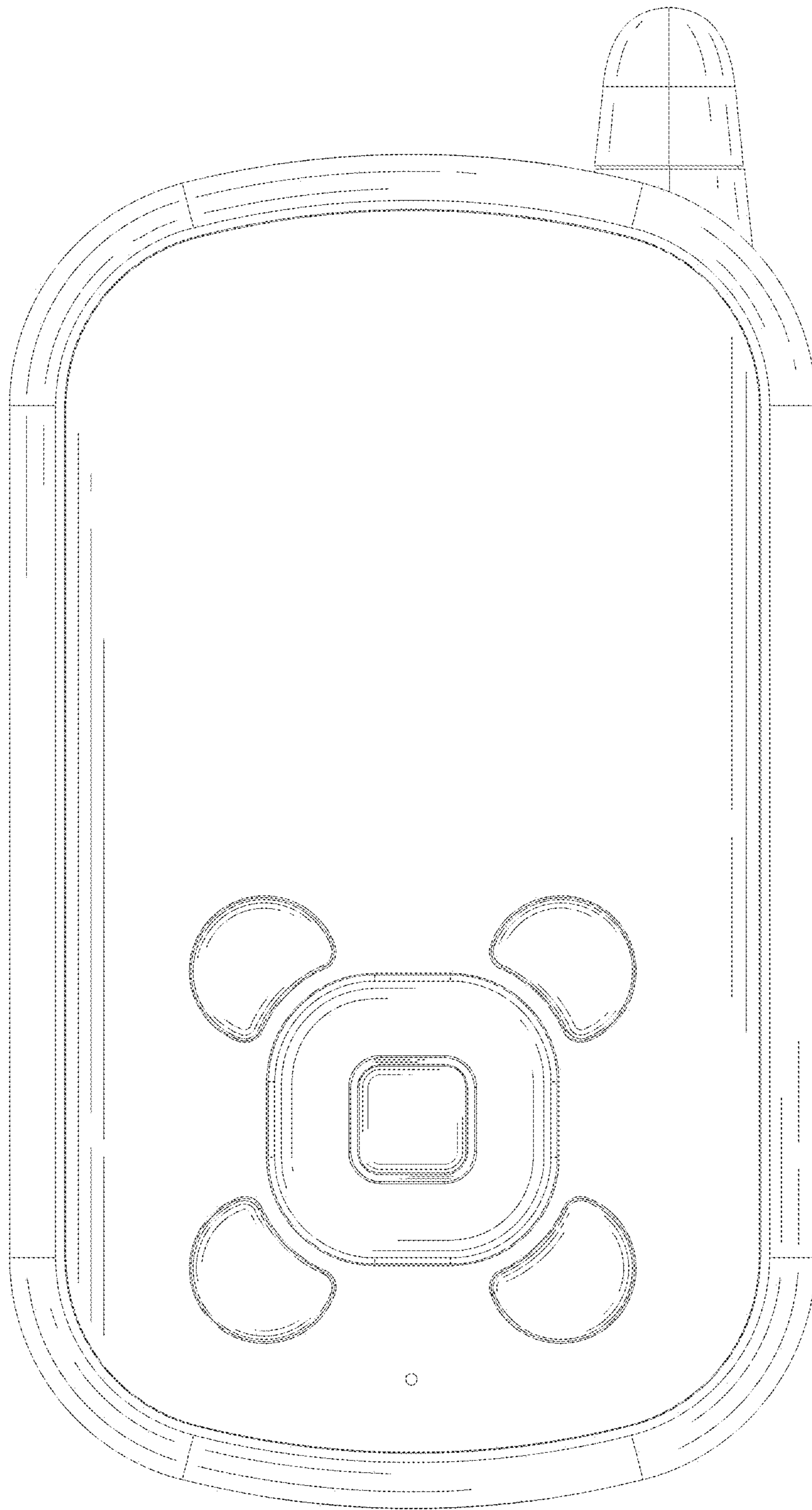


FIG. 3




FIG. 4




FIG. 5

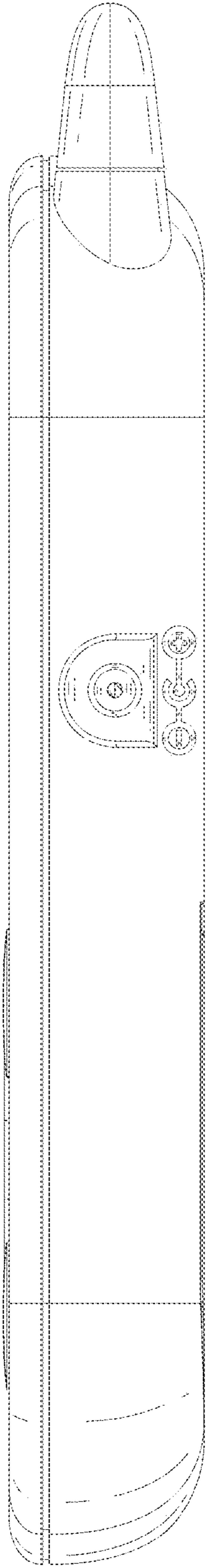


FIG. 6

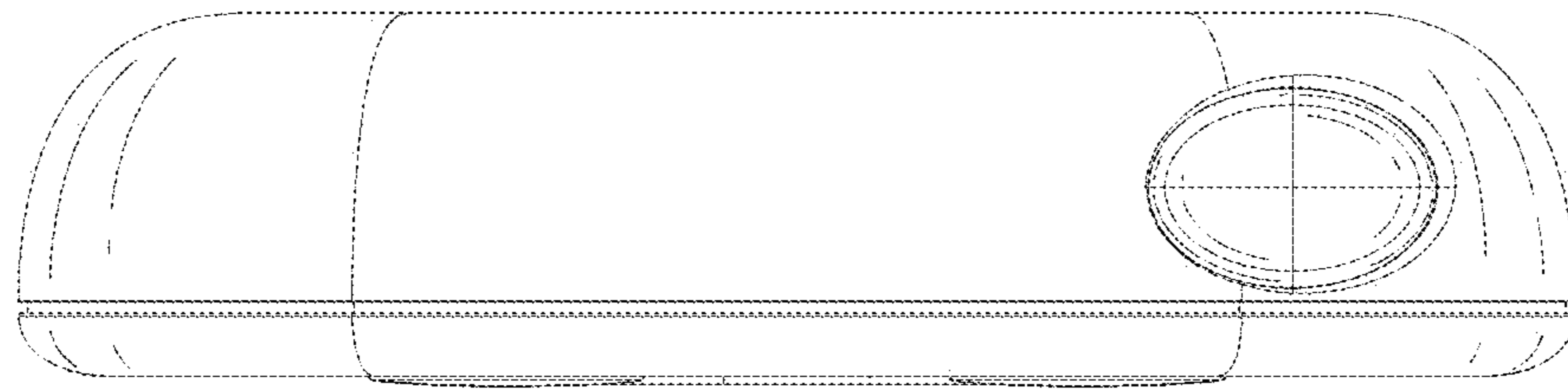


FIG. 7

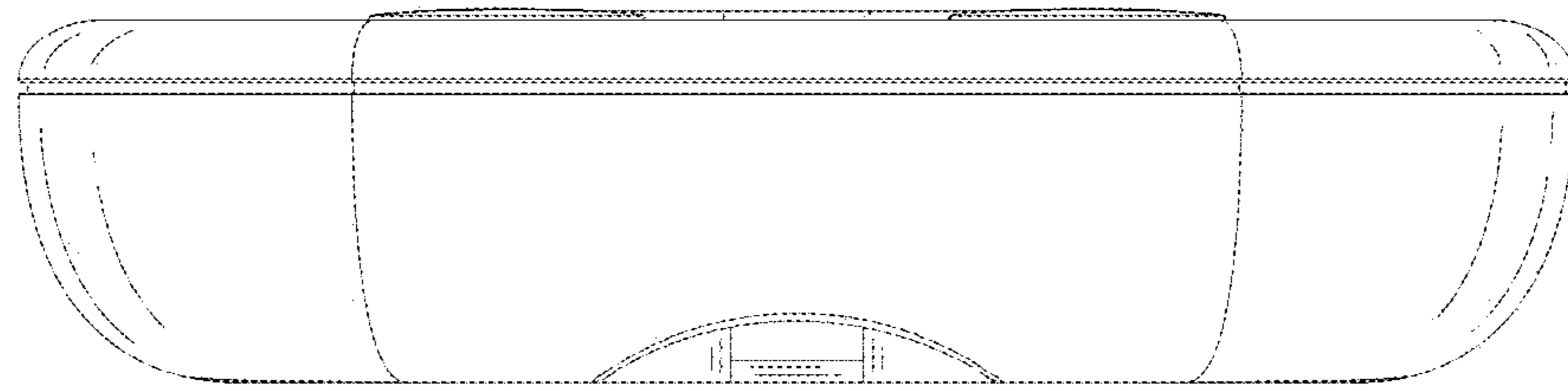


FIG. 8