



US00D924192S

(12) **United States Design Patent** (10) **Patent No.:** **US D924,192 S**
Seo (45) **Date of Patent:** **** Jul. 6, 2021**

(54) **ELECTRONIC DEVICE**

(71) Applicant: **Samsung Electronics Co., Ltd.**,
Suwon-si (KR)

(72) Inventor: **Jaehun Seo**, Suwon-si (KR)

(73) Assignee: **SAMSUNG ELECTRONICS CO., LTD.**,
Suwon-si (KR)

(*) Notice: This patent is subject to a terminal disclaimer.

(**) Term: **15 Years**

(21) Appl. No.: **29/694,687**

(22) Filed: **Jun. 12, 2019**

(30) **Foreign Application Priority Data**

Dec. 14, 2018 (KR) 30-2018-0059248

(51) **LOC (13) Cl.** **14-03**

(52) **U.S. Cl.**
USPC **D14/138 G**

(58) **Field of Classification Search**
USPC D14/138 G, 138 AD, 138 AB, 248, 341,
D14/371, 374, 138 R, 138 AA, 138 AC,
D14/138 C, 247

(Continued)

(56) **References Cited**

U.S. PATENT DOCUMENTS

D509,202 S * 9/2005 Lee D14/138 AD
D568,285 S * 5/2008 Lee D14/138 G

(Continued)

OTHER PUBLICATIONS

Samsung Galaxy A60, announced Apr. 2019, [online], [retrieved on Oct. 16, 2020]. Retrieved from Internet, <URL: <http://www.gsmarena.com>>.*

(Continued)

Primary Examiner — Bridget L Eland

(74) *Attorney, Agent, or Firm* — McAndrews Held & Malloy, Ltd.

(57) **CLAIM**

The ornamental design for an electronic device, as shown and described.

DESCRIPTION

FIG. 1 is a front perspective view of a first embodiment of an electronic device showing my new design;

FIG. 2 is a front view thereof;

FIG. 3 is a rear view thereof;

FIG. 4 is a left-side view thereof;

FIG. 5 is a right-side view thereof;

FIG. 6 is a top view thereof;

FIG. 7 is a bottom view thereof;

FIG. 8 is a rear perspective view thereof;

FIG. 9 is a front perspective view of a second embodiment of an electronic device showing my new design;

FIG. 10 is a front view thereof;

FIG. 11 is a rear view thereof;

FIG. 12 is a left-side view thereof;

FIG. 13 is a right-side view thereof;

FIG. 14 is a top view thereof;

FIG. 15 is a bottom view thereof;

FIG. 16 is a rear perspective view thereof;

FIG. 17 is a front perspective view of a third embodiment of an electronic device showing my new design;

FIG. 18 is a front view thereof;

FIG. 19 is a rear view thereof;

FIG. 20 is a left-side view thereof;

FIG. 21 is a right-side view thereof;

FIG. 22 is a top view thereof;

FIG. 23 is a bottom view thereof;

FIG. 24 is a rear perspective view thereof;

FIG. 25 is a front perspective view of a fourth embodiment of an electronic device showing my new design;

FIG. 26 is a front view thereof;

FIG. 27 is a rear view thereof;

FIG. 28 is a left-side view thereof;

FIG. 29 is a right-side view thereof;

(Continued)

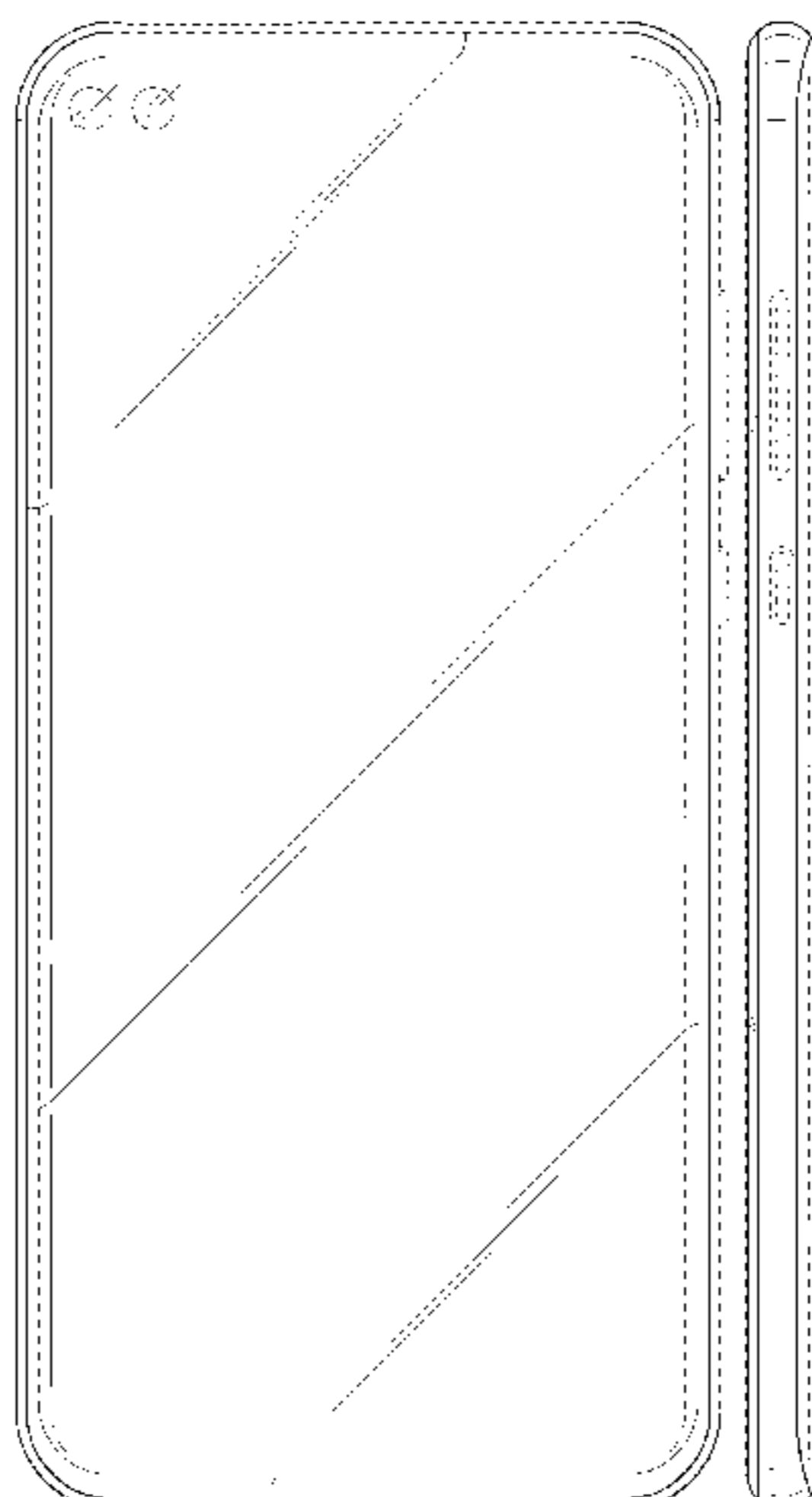


FIG. 30 is a top view thereof;
 FIG. 31 is a bottom view thereof;
 FIG. 32 is a rear perspective view thereof;
 FIG. 33 is a front perspective view of a fifth embodiment of an electronic device showing my new design;
 FIG. 34 is a front view thereof;
 FIG. 35 is a rear view thereof;
 FIG. 36 is a left-side view thereof;
 FIG. 37 is a right-side view thereof;
 FIG. 38 is a top view thereof;
 FIG. 39 is a bottom view thereof;
 FIG. 40 is a rear perspective view thereof;
 FIG. 41 is a front perspective view of a sixth embodiment of an electronic device showing my new design;
 FIG. 42 is a front view thereof;
 FIG. 43 is a rear view thereof;
 FIG. 44 is a left-side view thereof;
 FIG. 45 is a right-side view thereof;
 FIG. 46 is a top view thereof;
 FIG. 47 is a bottom view thereof;
 FIG. 48 is a rear perspective view thereof;
 FIG. 49 is a front perspective view of a seventh embodiment of an electronic device showing my new design;
 FIG. 50 is a front view thereof;
 FIG. 51 is a rear view thereof;
 FIG. 52 is a left-side view thereof;
 FIG. 53 is a right-side view thereof;
 FIG. 54 is a top view thereof;
 FIG. 55 is a bottom view thereof;
 FIG. 56 is a rear perspective view thereof;
 FIG. 57 is a front perspective view of an eighth embodiment of an electronic device showing my new design;
 FIG. 58 is a front view thereof;
 FIG. 59 is a rear view thereof;
 FIG. 60 is a left-side view thereof;
 FIG. 61 is a right-side view thereof;
 FIG. 62 is a top view thereof;
 FIG. 63 is a bottom view thereof; and,
 FIG. 64 is a rear perspective view thereof.
 The evenly-dashed broken lines in the drawings illustrate portions of the electronic device that form no part of the claimed design.

1 Claim, 48 Drawing Sheets

(58) **Field of Classification Search**

CPC H04M 1/0202; H04M 1/0235; H04M 1/0237; H04M 1/0239; H04M 1/0266; H04M 1/0268; H04M 1/027; H04M 1/0295; H04M 1/02; H04M 1/0279; H04M 1/0283

See application file for complete search history.

(56) **References Cited**

U.S. PATENT DOCUMENTS

D616,852 S * 6/2010 Kim D14/138 AD
 D654,464 S * 2/2012 Han D14/138 G
 D695,255 S * 12/2013 Kim D14/138 G
 D700,164 S * 2/2014 Park D14/138 G

D744,450 S * 12/2015 Kim D14/138 G
 D783,565 S * 4/2017 Kim D14/138 G
 D783,566 S * 4/2017 Kim D14/138 G
 D794,594 S * 8/2017 Seo D14/138 G
 D797,071 S * 9/2017 Seo D14/138 G
 D806,705 S * 1/2018 Akana D14/341
 D823,272 S * 7/2018 Croyle D14/138 G
 D830,987 S * 10/2018 Choe D14/138 G
 D833,406 S * 11/2018 Kim D14/138 G
 D846,539 S * 4/2019 Choe D14/248
 D847,776 S * 5/2019 Ryu D14/138 G
 D849,707 S * 5/2019 Choi D14/138 G
 D857,643 S * 8/2019 Choi D14/138 G
 D859,381 S * 9/2019 Lin D14/248
 D861,630 S * 10/2019 Chiang D14/138 G
 D866,497 S * 11/2019 Kim D14/138 G
 D867,314 S * 11/2019 Mahonen D14/138 G
 D867,317 S * 11/2019 Ha D14/138 G
 D870,061 S * 12/2019 Mahonen D14/138 G
 D870,087 S * 12/2019 Lin D14/248
 D875,060 S * 2/2020 Mahonen D14/138 G
 D883,942 S * 5/2020 Cha D14/138 G
 D883,944 S * 5/2020 Matsuoka D14/138 G
 D883,947 S * 5/2020 Zhu D14/138 G
 D886,754 S * 6/2020 Ha D14/138 G
 D886,755 S * 6/2020 Park D14/138 G
 D886,756 S * 6/2020 Li D14/138 G
 D886,757 S * 6/2020 Cho D14/138 G
 D888,683 S * 6/2020 Zhang D14/138 G
 D890,111 S * 7/2020 Park D14/138 G
 D890,112 S * 7/2020 Park D14/138 G
 D890,712 S * 7/2020 Liu D14/138 G
 D891,386 S * 7/2020 Liu D14/138 G
 D892,782 S * 8/2020 Liu D14/248
 D894,857 S * 9/2020 Cha D14/138 G
 D894,858 S * 9/2020 Park D14/138 G
 D894,859 S * 9/2020 Park D14/138 G
 D894,885 S * 9/2020 Park D14/248
 D896,198 S * 9/2020 Nalbandian D14/138 G
 D897,303 S * 9/2020 Gong D14/138 G
 D897,305 S * 9/2020 Ryu D14/138 G
 D897,980 S * 10/2020 Wu D14/138 G
 D897,981 S * 10/2020 Kim D14/138 G
 D898,691 S * 10/2020 Ji D14/138 G
 D911,996 S * 3/2021 Seo D14/138 G
 D911,999 S * 3/2021 Seo D14/138 G
 D912,002 S * 3/2021 Seo D14/138 G
 2019/0312964 A1 * 10/2019 Haiberger H04M 1/0202

OTHER PUBLICATIONS

Samsung Galaxy M40, announced Jun. 2019, [online], [retrieved on Oct. 5, 2020]. Retrieved from Internet, <URL: <http://www.gsmarena.com>>.*

Samsung Galaxy S10e, announced Feb. 20, 2019, [online], [retrieved on Oct. 16, 2020]. Retrieved from Internet, <URL: <http://www.gsmarena.com>>.*

Samsung Galaxy S10+, announced Feb. 20, 2019, [online], [retrieved on Oct. 16, 20]. Retrieved from Internet, <URL: <http://www.gsmarena.com>>.*

Samsung Galaxy S10 5G, announced Feb. 2019, [online], [retrieved on Oct. 16, 2020]. Retrieved from Internet, <URL: <http://www.gsmarena.com>>.*

Samsung Galaxy A11, announced Mar. 13, 2020, [online], [retrieved on Oct. 5, 2020]. Retrieved from Internet, <URL: <http://www.gsmarena.com>>.*

Samsung Galaxy M11, announced Mar. 30, 2020, [online], [retrieved on Oct. 5, 2020]. Retrieved from Internet, <URL: <http://www.gsmarena.com>>.*

* cited by examiner

FIG. 1

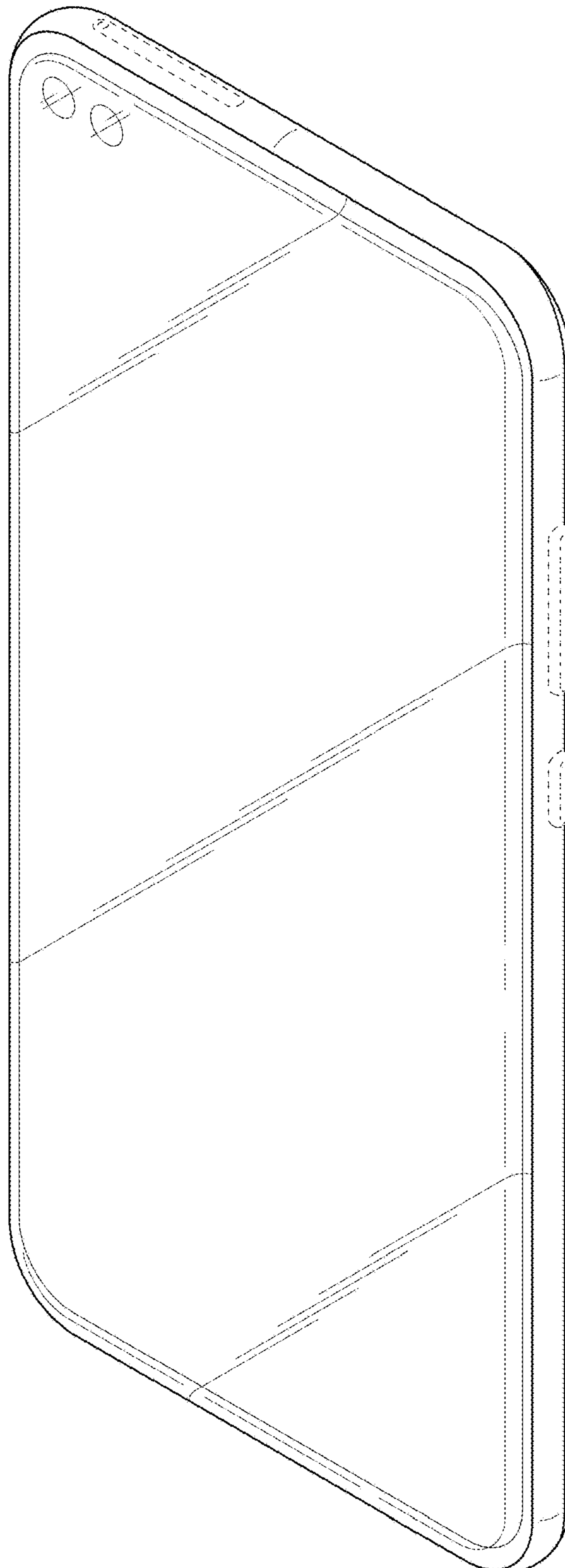


FIG.2




FIG.3




FIG.4

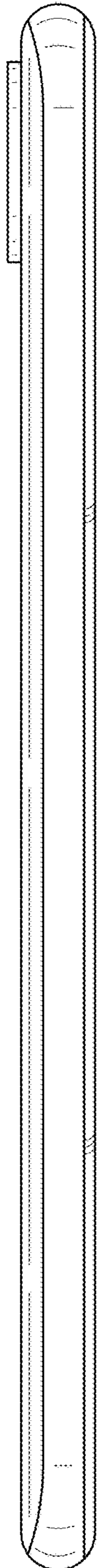


FIG.5




FIG.6

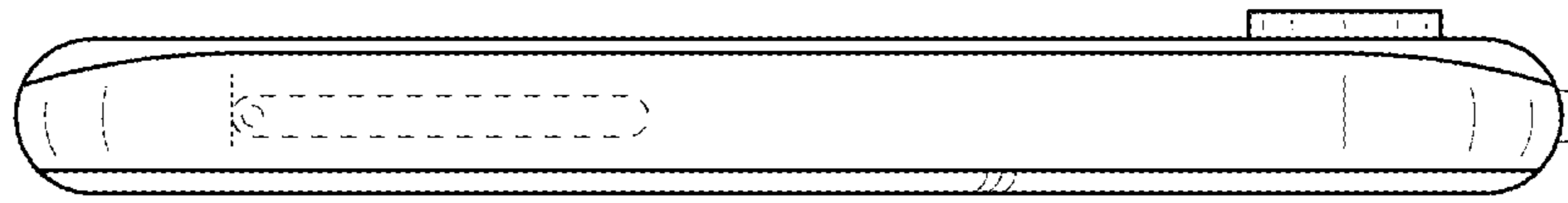


FIG.7

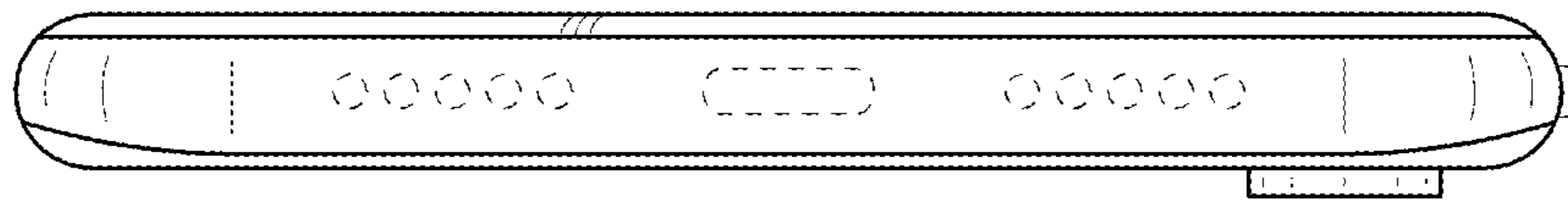


FIG.8




FIG.9

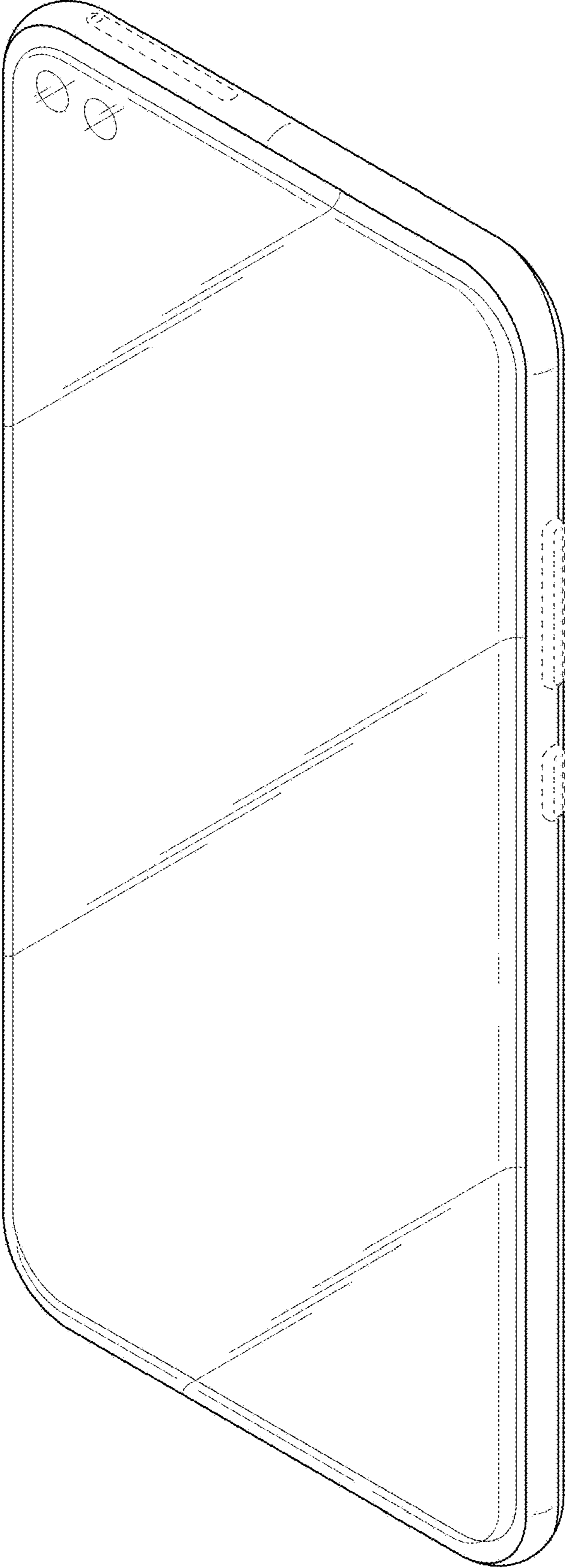


FIG. 10




FIG.11




FIG.12

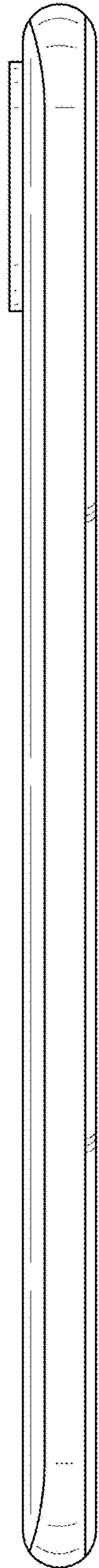


FIG.13

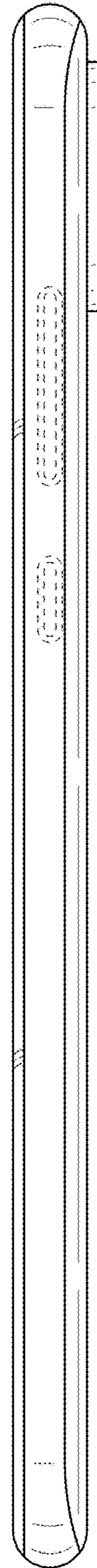


FIG.14

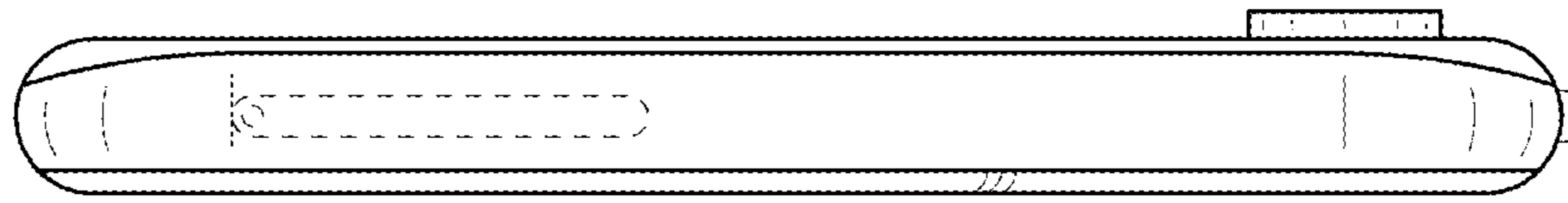


FIG.15

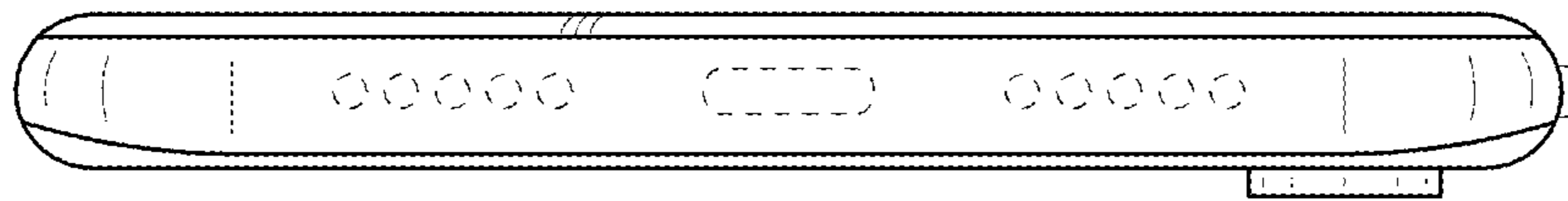


FIG.16




FIG.17

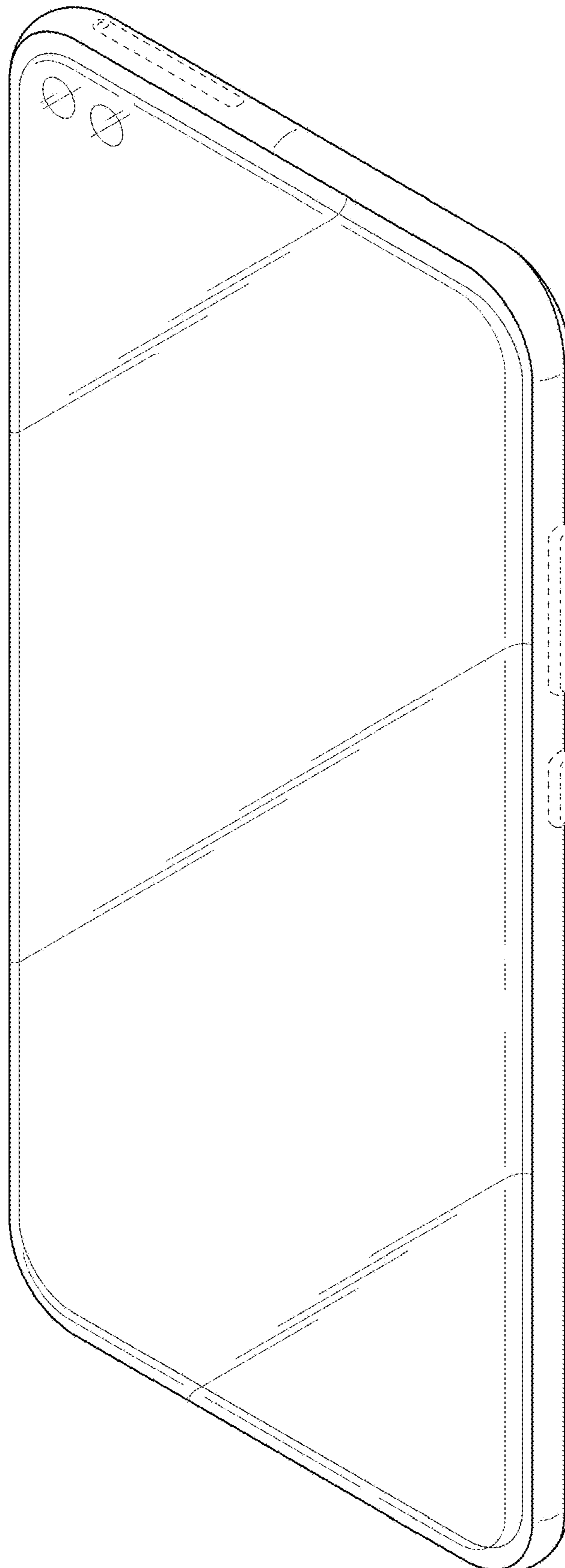


FIG.18




FIG.19




FIG.20

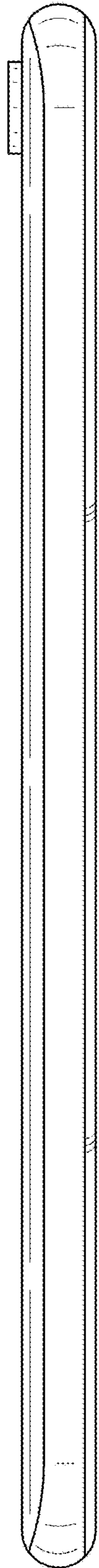


FIG.21

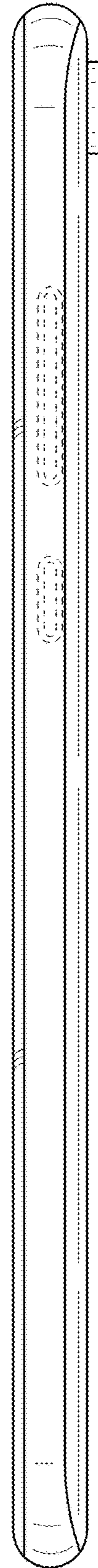


FIG.22

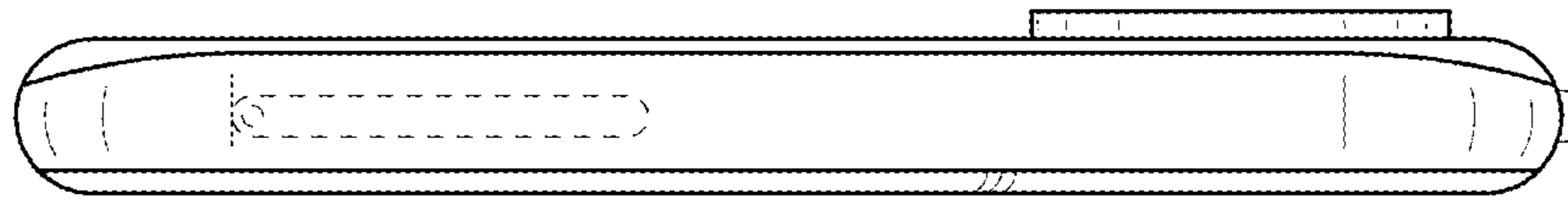


FIG.23

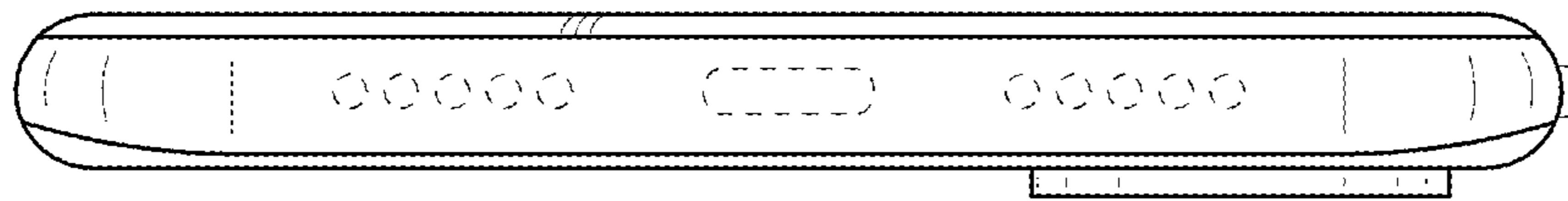


FIG.24




FIG.25

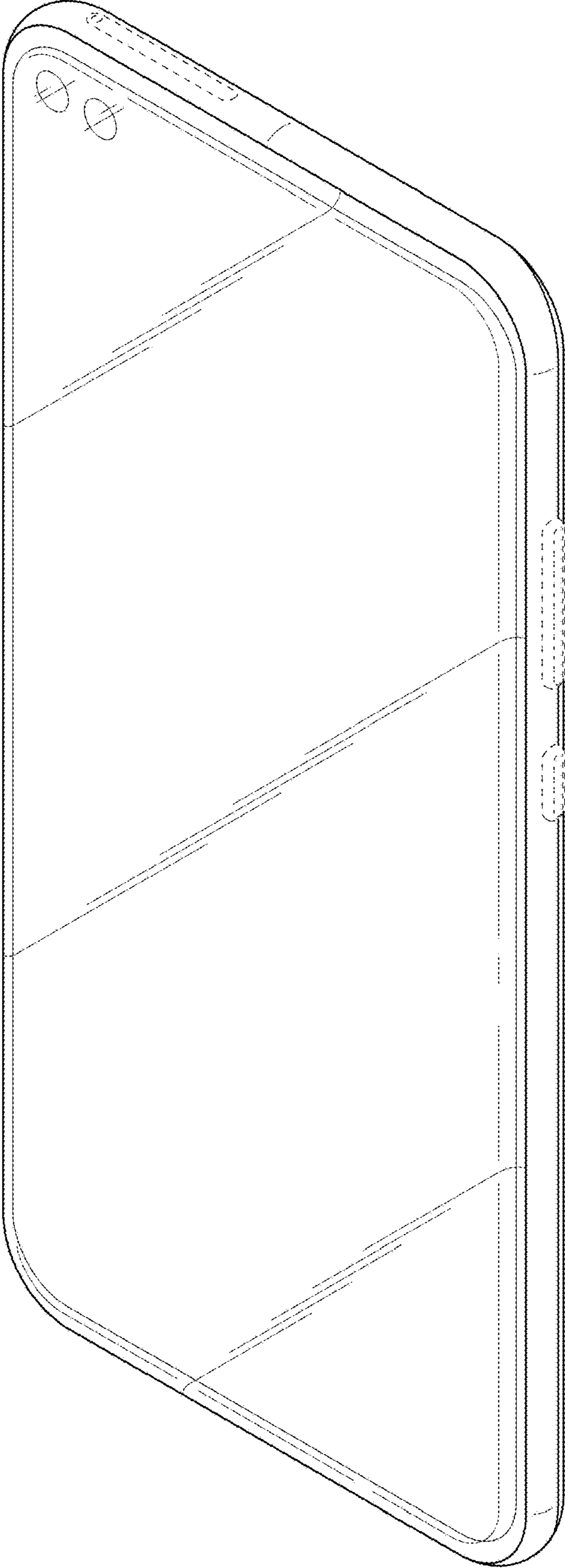


FIG.26




FIG.27




FIG.28

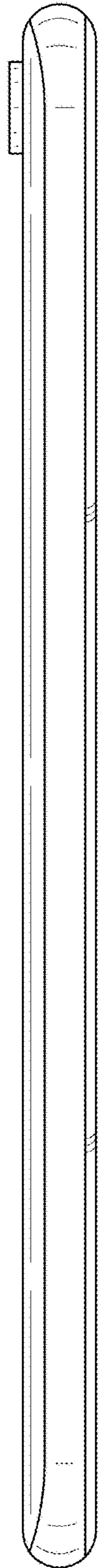


FIG.29

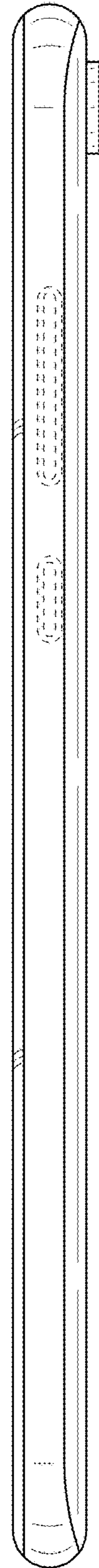


FIG.30

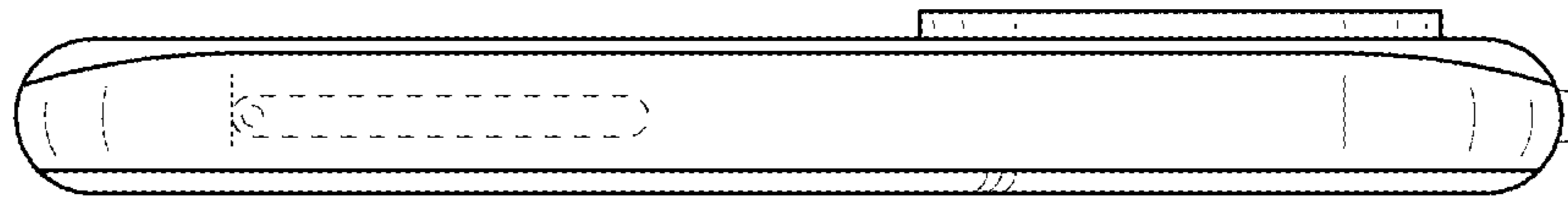


FIG.31

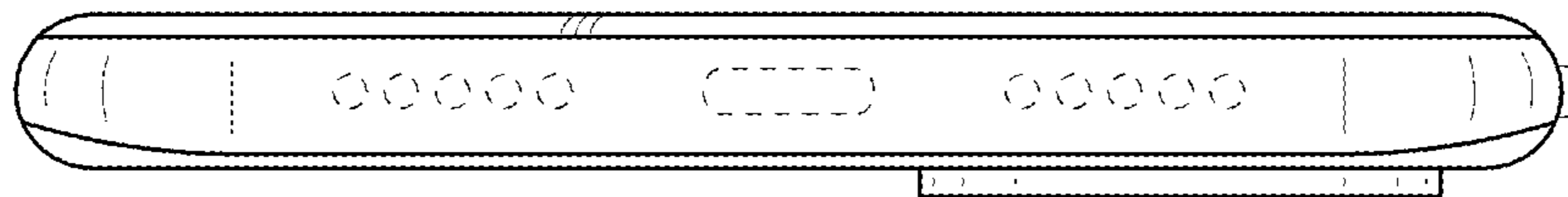


FIG.32




FIG.33

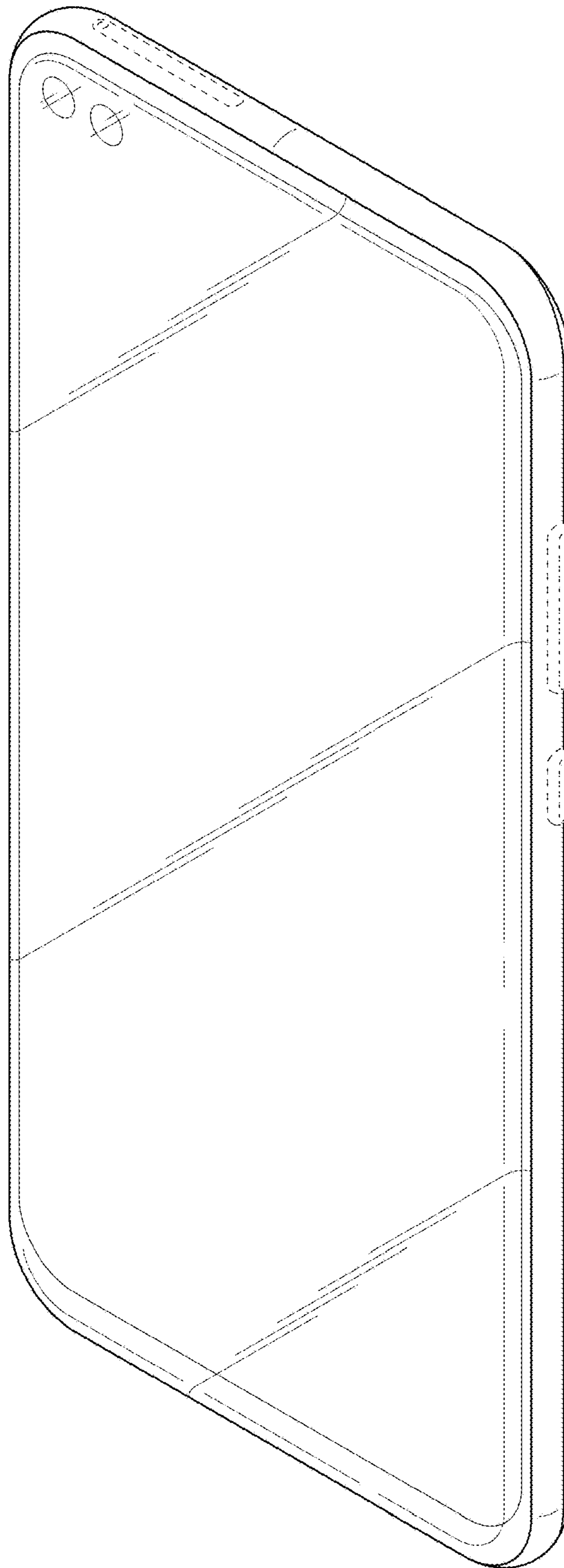


FIG.34




FIG.35




FIG.36

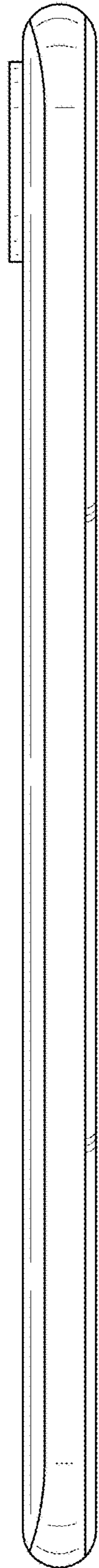


FIG.37

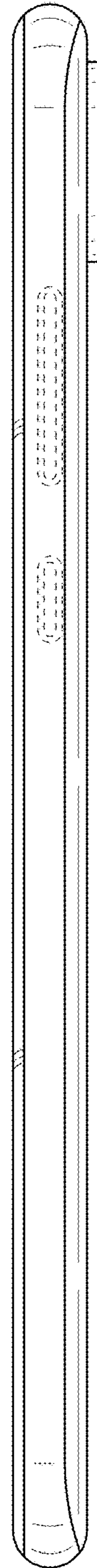


FIG.38

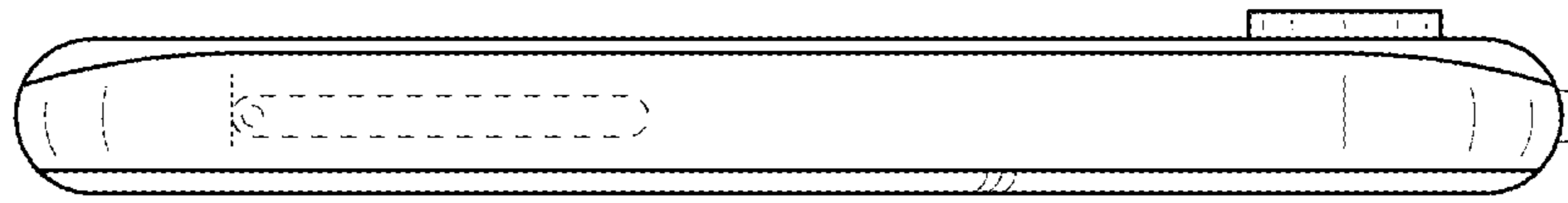


FIG.39

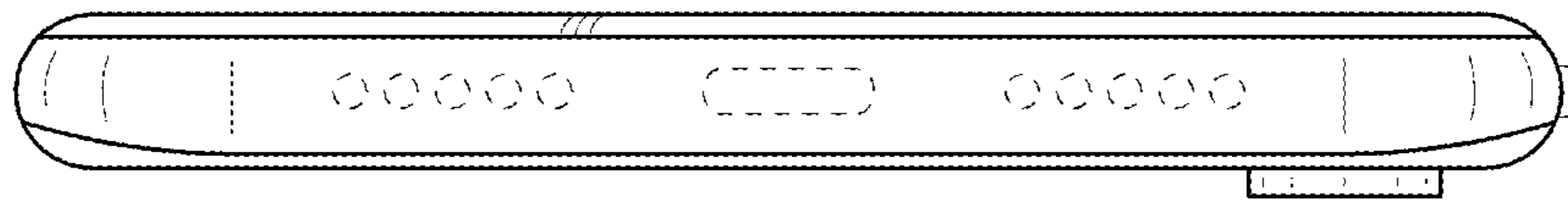


FIG.40




FIG.41

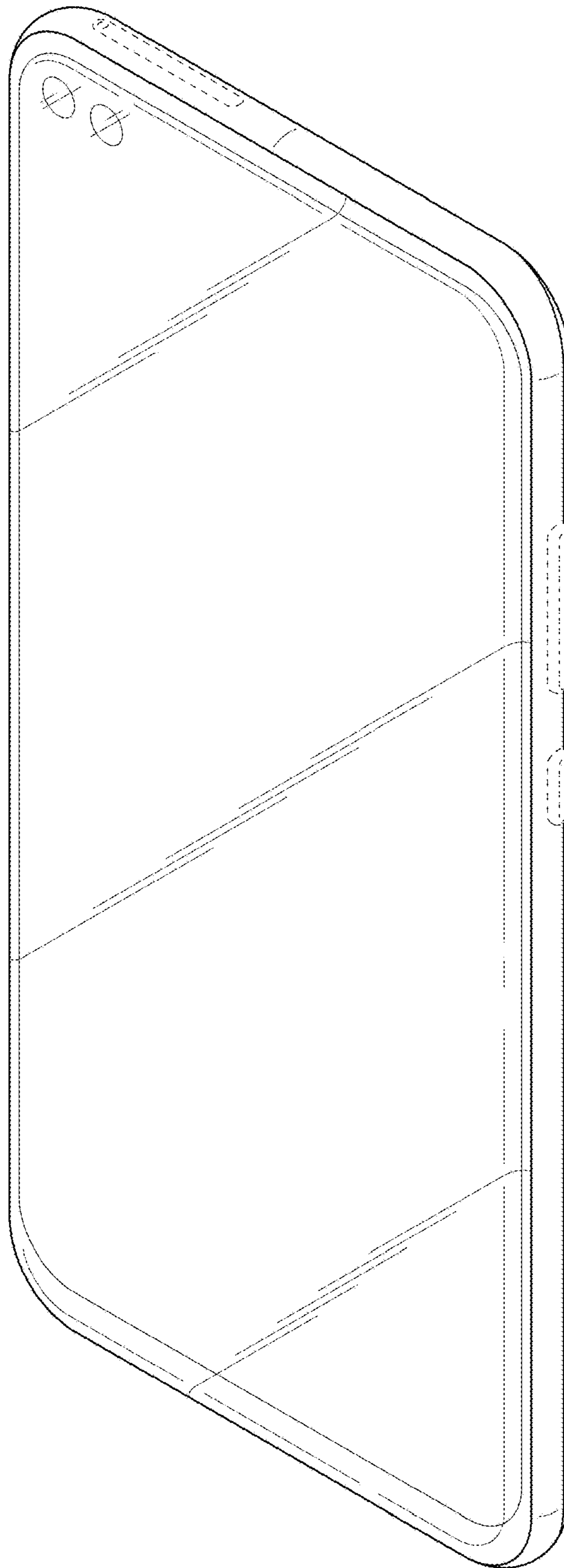


FIG.42




FIG.43




FIG.44

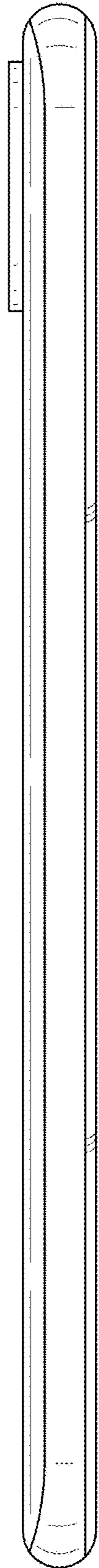


FIG.45

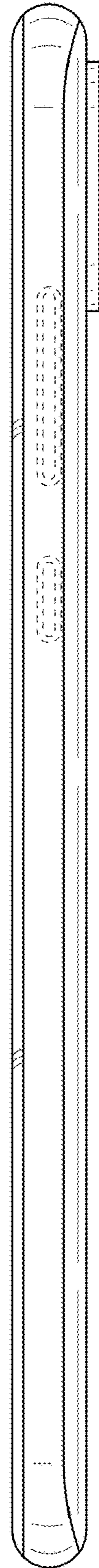


FIG.46

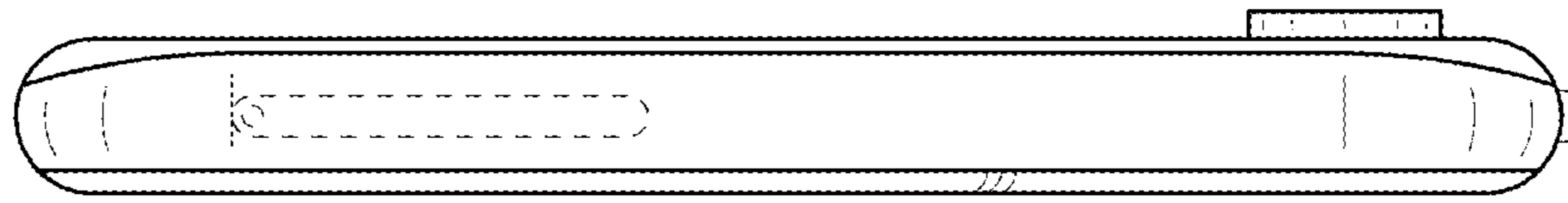


FIG.47

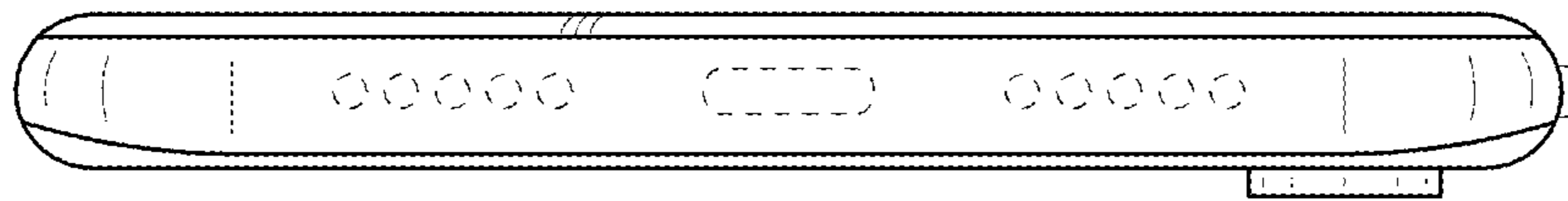


FIG.48




FIG.49

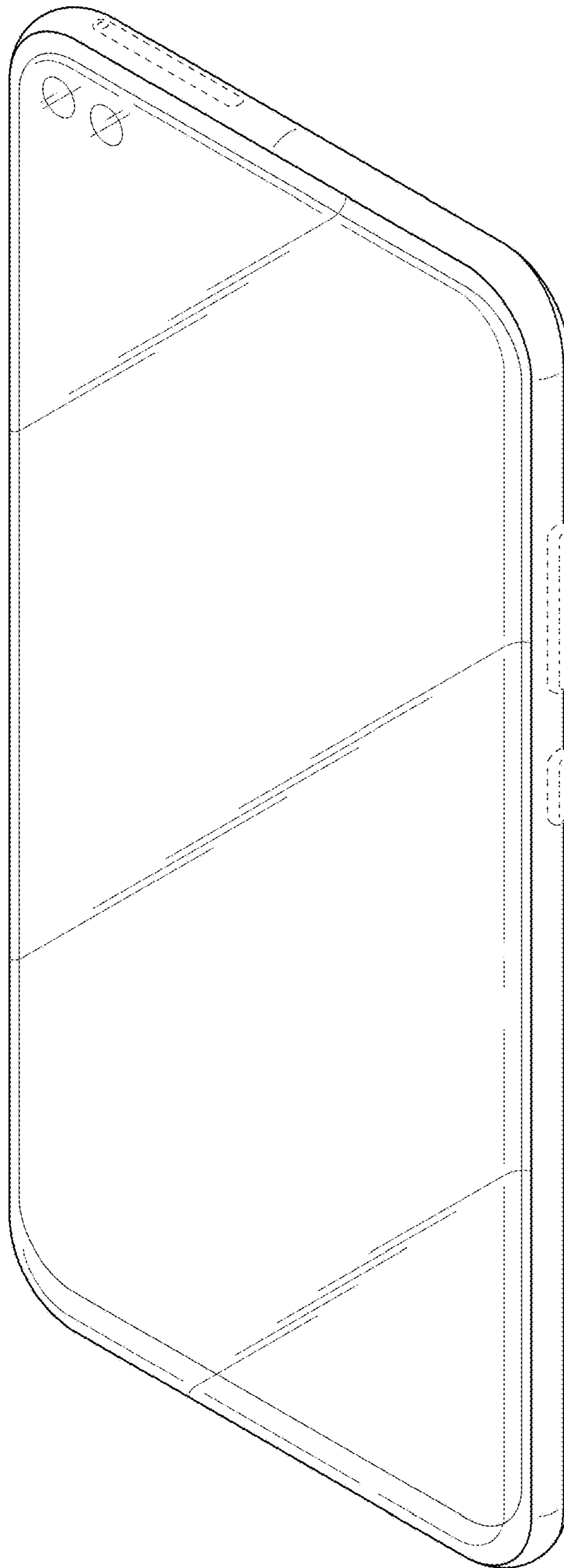


FIG.50




FIG.51




FIG.52

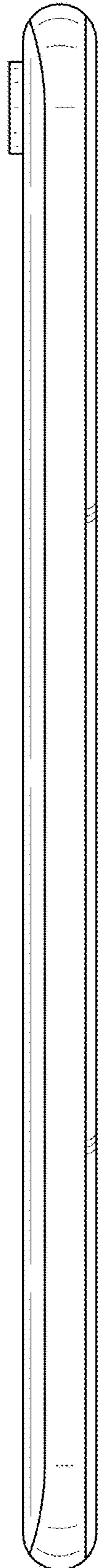


FIG.53

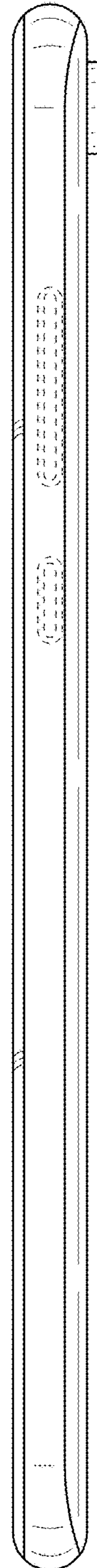


FIG.54

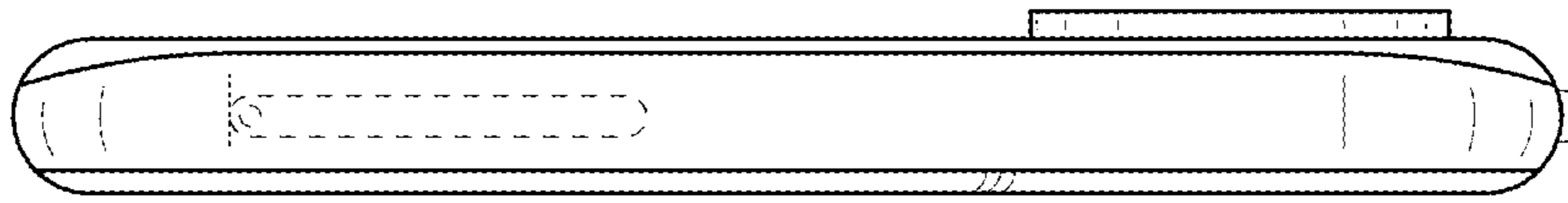


FIG.55




FIG.56




FIG.57

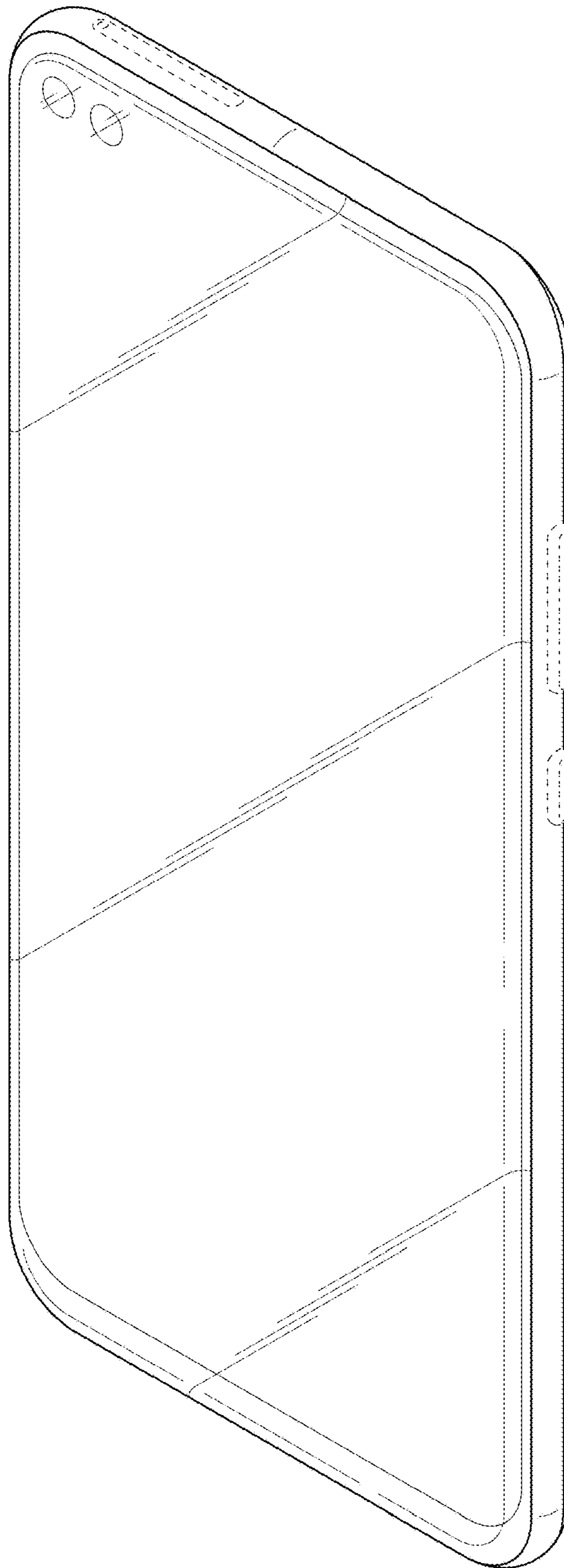


FIG.58




FIG.59




FIG.60

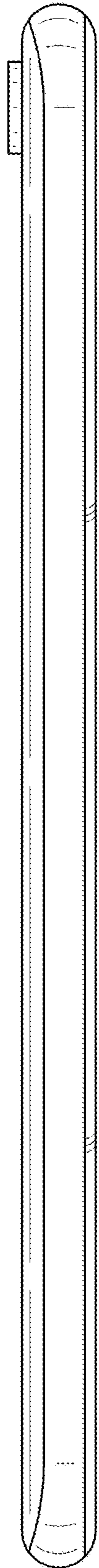


FIG.61

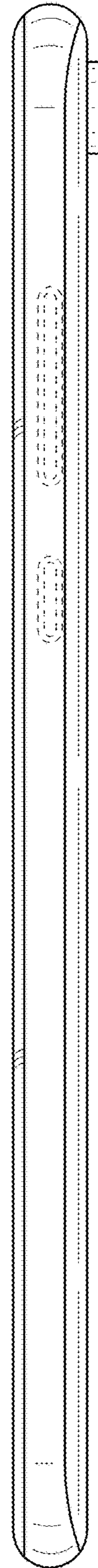


FIG.62

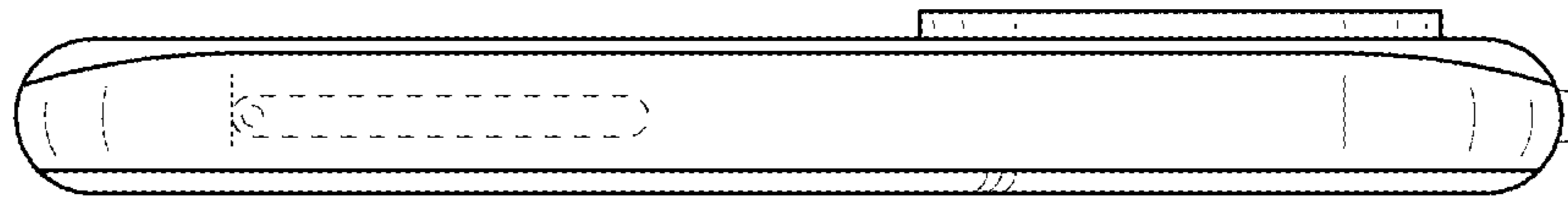


FIG.63

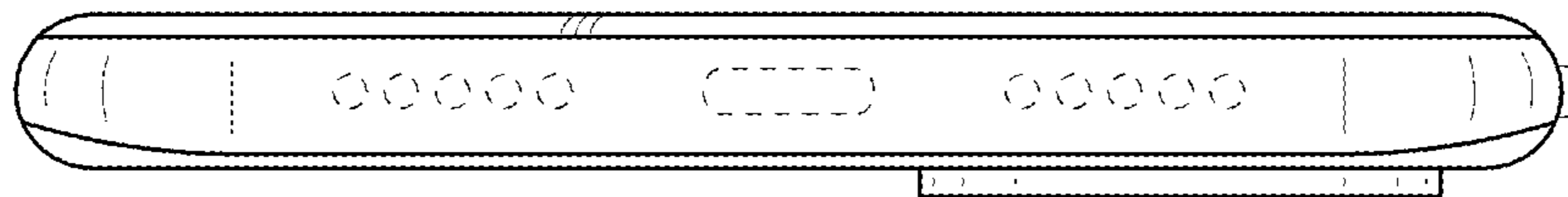


FIG.64

