



US00D924126S

(12) **United States Design Patent** (10) **Patent No.:** **US D924,126 S**
Nakamura (45) **Date of Patent:** **** Jul. 6, 2021**

(54) **TIRE SIDEWALL**
(71) Applicant: **BRIDGESTONE CORPORATION,**
Tokyo (JP)
(72) Inventor: **Takamitsu Nakamura,** Tokyo (JP)
(73) Assignee: **BRIDGESTONE CORPORATION,**
Tokyo (JP)

D777,094 S 1/2017 Takahashi
D791,693 S * 7/2017 Iwabuchi D12/605
D800,646 S * 10/2017 Sato D12/605
D800,647 S * 10/2017 Morito D12/605
D803,149 S * 11/2017 Ishikawa D12/605
D808,333 S * 1/2018 Iwabuchi D12/605
D813,150 S * 3/2018 Schoepner D12/605
D817,860 S * 5/2018 Maxwell D12/605

(Continued)

(**) Term: **15 Years**
(21) Appl. No.: **29/722,995**
(22) Filed: **Feb. 4, 2020**

FOREIGN PATENT DOCUMENTS

JP 1392857 S 7/2010
JP 1553510 S 6/2017
JP 1621500 S 1/2019

Primary Examiner — Michelle E. Wilson
Assistant Examiner — Clese Moore, Jr.
(74) *Attorney, Agent, or Firm* — Kenja IP Law PC

(30) **Foreign Application Priority Data**
Oct. 3, 2019 (JP) 2019-022209
(51) **LOC (13) Cl.** **12-15**
(52) **U.S. Cl.**
USPC **D12/605**
(58) **Field of Classification Search**
USPC D12/604, 605
CPC B60C 13/00; B60C 1/00
See application file for complete search history.

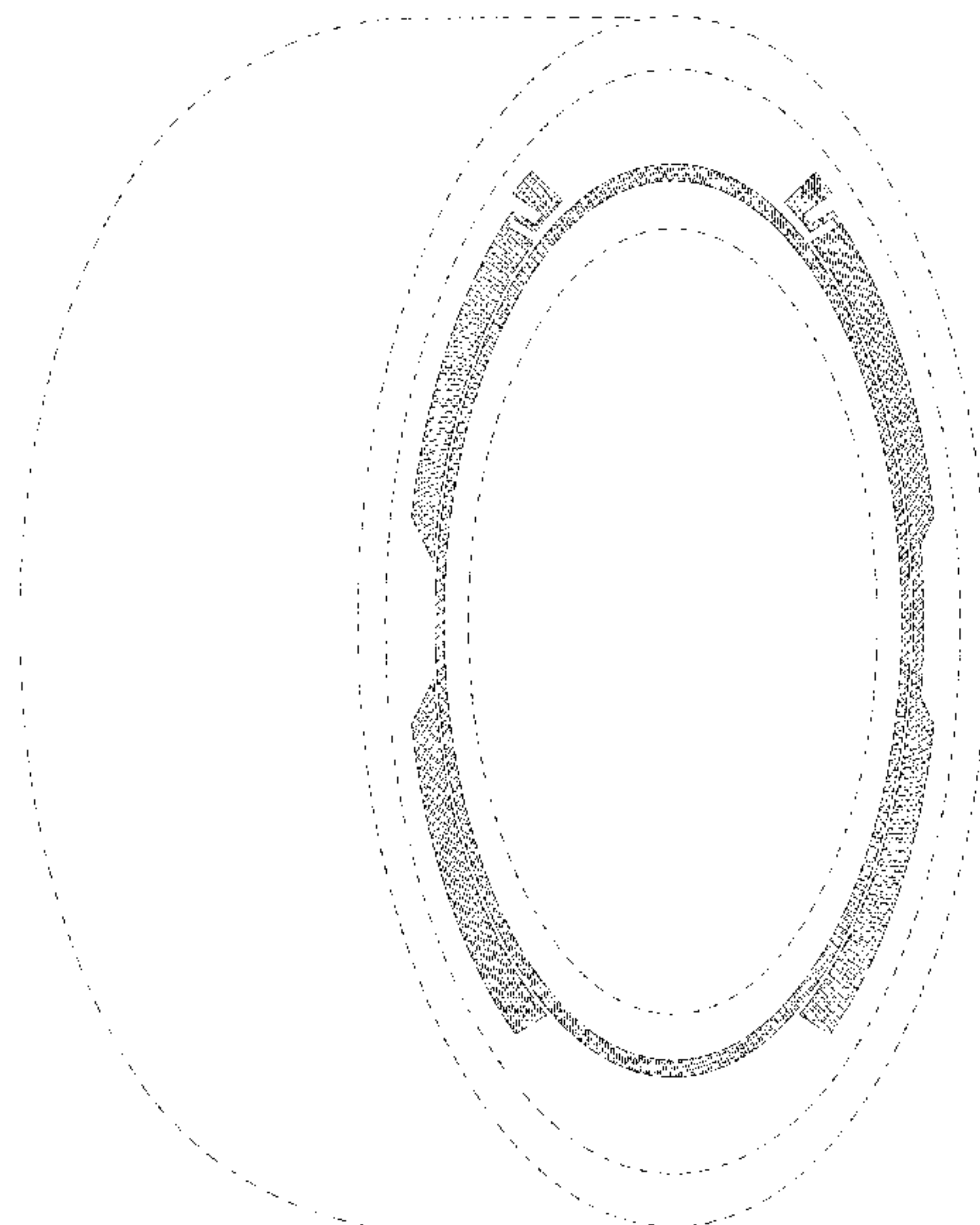
(57) **CLAIM**
The ornamental design for a tire sidewall, as shown and described.

DESCRIPTION

FIG. 1 is a front perspective view of a tire sidewall showing my new design;
FIG. 2 is a front view thereof;
FIG. 3 is a top view thereof, the bottom view being a mirror image thereof;
FIG. 4 is a right side view thereof, the left side view being a mirror image thereof;
FIG. 5 is a rear view thereof;
FIG. 6 is a fragmentary enlarged front view surrounded by broken line 6 in FIG. 2;
FIG. 7 is a fragmentary enlarged front view surrounded by broken line 7 in FIG. 6; and,
FIG. 8 is an enlarged end view taken along line 8-8 in FIG. 7 thereof.
The broken lines shown illustrate portions of the tire sidewall that form no part of the claimed design.

(56) **References Cited**
U.S. PATENT DOCUMENTS
D503,146 S * 3/2005 Maxwell D12/605
D606,933 S 12/2009 Palma et al.
D608,273 S 1/2010 Scheifele et al.
D610,979 S * 3/2010 Maxwell D12/605
D640,187 S 6/2011 Fontaine et al.
D665,337 S * 8/2012 Fontaine D12/605
D666,143 S * 8/2012 Sato D12/605
D684,111 S * 6/2013 Vandaele D12/605
D699,665 S * 2/2014 Maxwell D12/605
D701,826 S * 4/2014 Morito D12/605
D750,555 S * 3/2016 Iwabuchi D12/605
D769,807 S * 10/2016 Ishikawa D12/605
D773,988 S * 12/2016 Itoi D12/605

1 Claim, 8 Drawing Sheets



(56)

References Cited

U.S. PATENT DOCUMENTS

D822,590 S *	7/2018	Maxwell	D12/605
D823,785 S *	7/2018	Noel	D12/605
D829,163 S *	9/2018	Ishikawa	D12/605
D829,644 S *	10/2018	Morita	D12/605
D830,292 S *	10/2018	Baggetta	D12/605
D847,737 S *	5/2019	Yasunaga	D12/605
D848,357 S *	5/2019	Taniguchi	D12/605
D850,361 S *	6/2019	Scheifele	D12/605
D856,915 S *	8/2019	Nagase	D12/605

* cited by examiner

FIG. 1

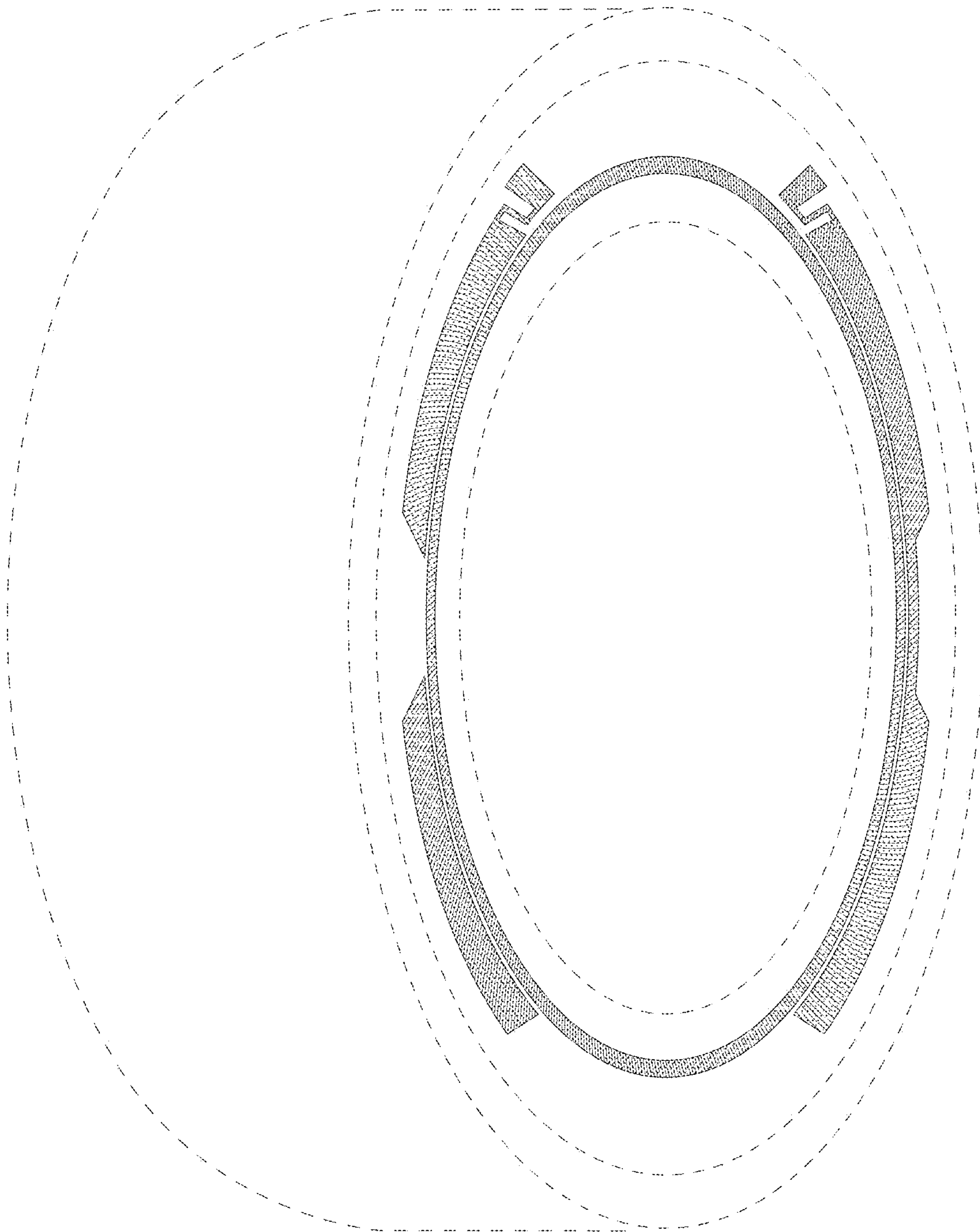


FIG. 2

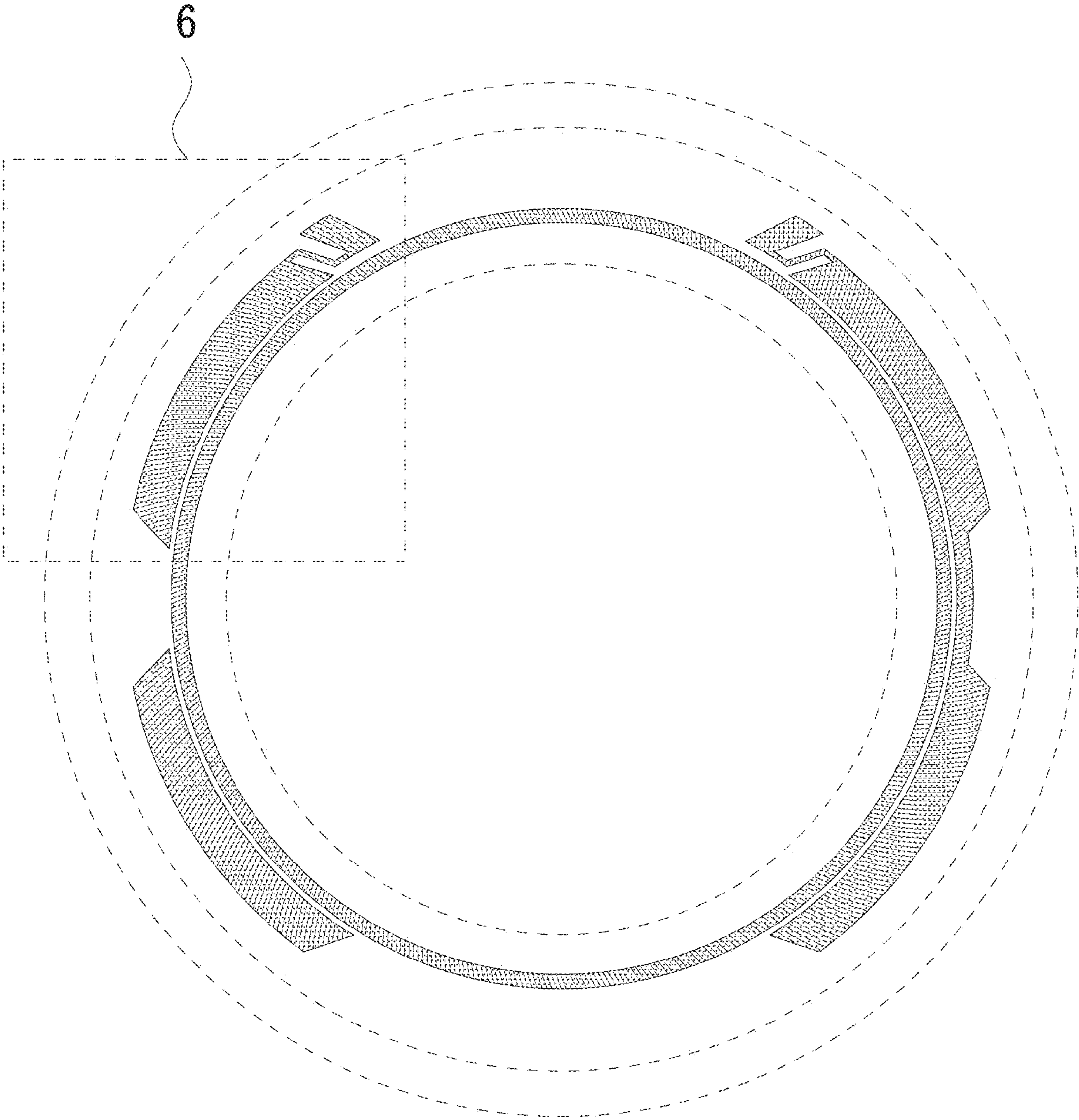


FIG. 3



FIG. 4



FIG. 5




FIG. 6

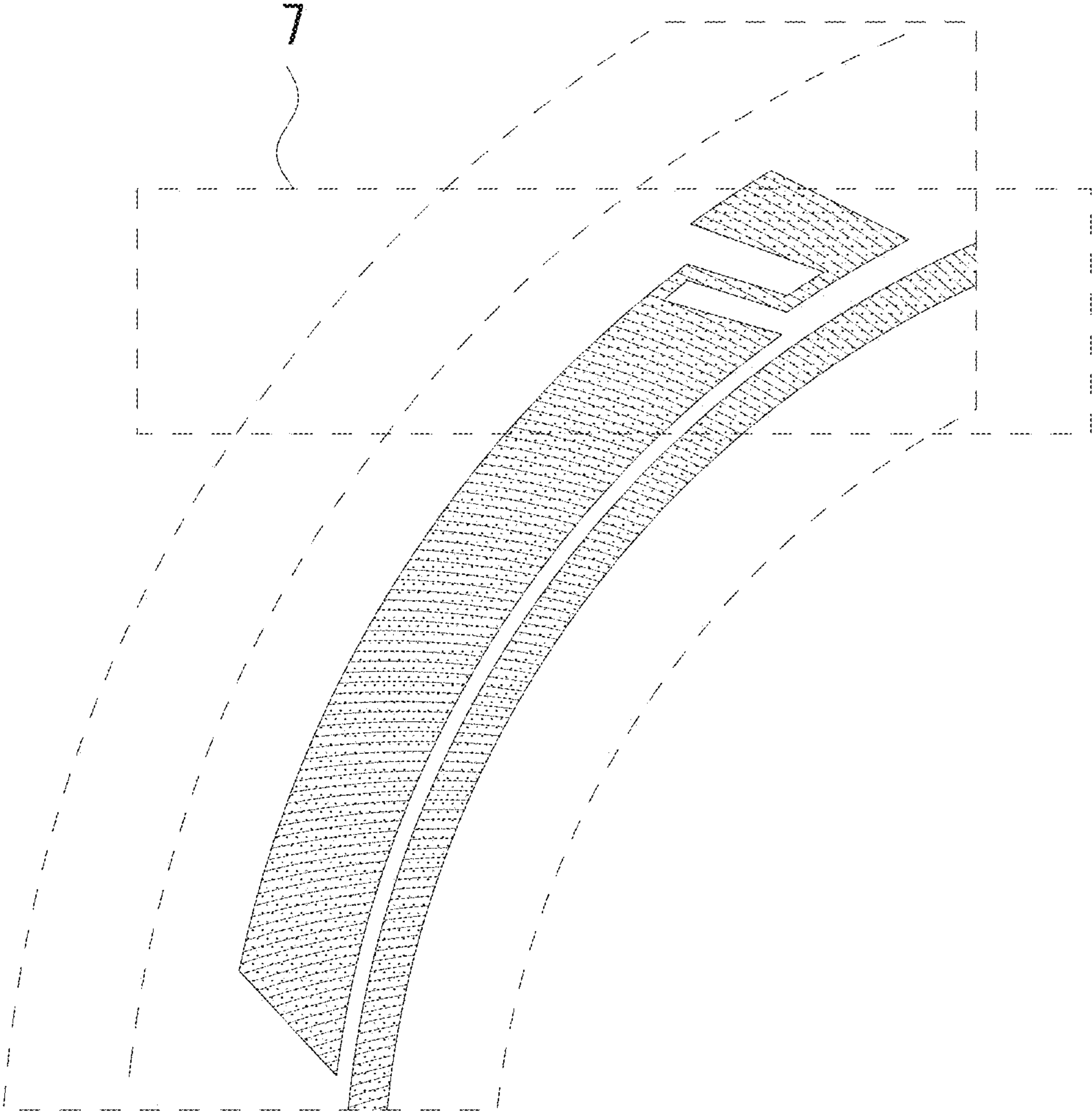


FIG. 7

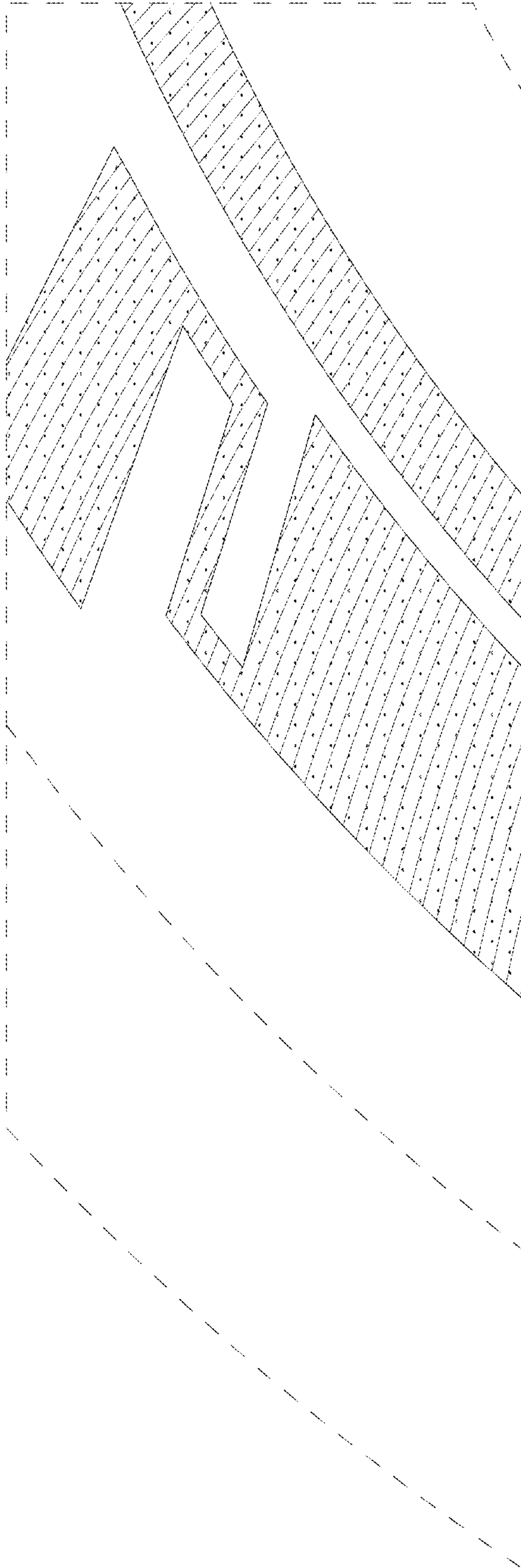


FIG. 8

