



US00D924124S

(12) **United States Design Patent**
Tang

(10) **Patent No.:** **US D924,124 S**

(45) **Date of Patent:** **** Jul. 6, 2021**

- (54) **NONSKID CHAIN**
- (71) Applicant: **Gang Tang**, Shenzhen (CN)
- (72) Inventor: **Gang Tang**, Shenzhen (CN)
- (**) Term: **15 Years**
- (21) Appl. No.: **29/714,758**
- (22) Filed: **Nov. 26, 2019**
- (30) **Foreign Application Priority Data**
Aug. 30, 2019 (CN) 201930477600.0
- (51) **LOC (13) Cl.** **12-15**
- (52) **U.S. Cl.**
USPC **D12/605**
- (58) **Field of Classification Search**
USPC D12/608, 604, 400, 203, 217
CPC B60C 27/00; B60B 39/12
See application file for complete search history.

6,142,202 A *	11/2000	Hicks	B60C 27/10
				152/218
D597,481 S *	8/2009	Toren	D12/608
D689,014 S *	9/2013	Cox	D12/608
8,979,213 B2 *	3/2015	Curry	B60C 27/0276
				301/44.1
D731,964 S *	6/2015	Williams	D12/608
D781,227 S *	3/2017	Honeycutt	D12/608
2010/0252160 A1 *	10/2010	Gelowicz	B60C 27/04
				152/213 R
2011/0220262 A1 *	9/2011	Winton	B60C 27/06
				152/228
2011/0303334 A1 *	12/2011	Safranek	B60C 27/04
				152/216
2012/0153707 A1 *	6/2012	Dondurur	B60C 27/02
				301/44.3
2015/0053322 A1 *	2/2015	Curry	B60C 27/0223
				152/221
2015/0306926 A1 *	10/2015	Martin	B60C 27/0238
				152/216

* cited by examiner

Primary Examiner — Michelle E. Wilson

Assistant Examiner — Clese Moore, Jr.

(56) **References Cited**
U.S. PATENT DOCUMENTS

D241,734 S *	10/1976	Pfoertner	D12/608
D243,599 S *	3/1977	Gilmartin	D12/608
4,187,894 A *	2/1980	Peterson	B60C 27/16
				152/222
4,280,544 A *	7/1981	White	B60C 27/16
				152/179
D268,104 S *	3/1983	Lew	D12/608
D269,666 S *	7/1983	Espedalen	D12/608
D269,866 S *	7/1983	Espedalen	D12/608
D286,524 S *	11/1986	Hardmark	D12/608
D305,631 S *	1/1990	Hino	D12/608
D308,035 S *	5/1990	Goto	D12/608
D325,896 S *	5/1992	Pfoertner	D12/608
D346,353 S *	4/1994	Hori	D12/608
D346,778 S *	5/1994	Hori	D12/608
D394,832 S *	6/1998	Fu	D12/608

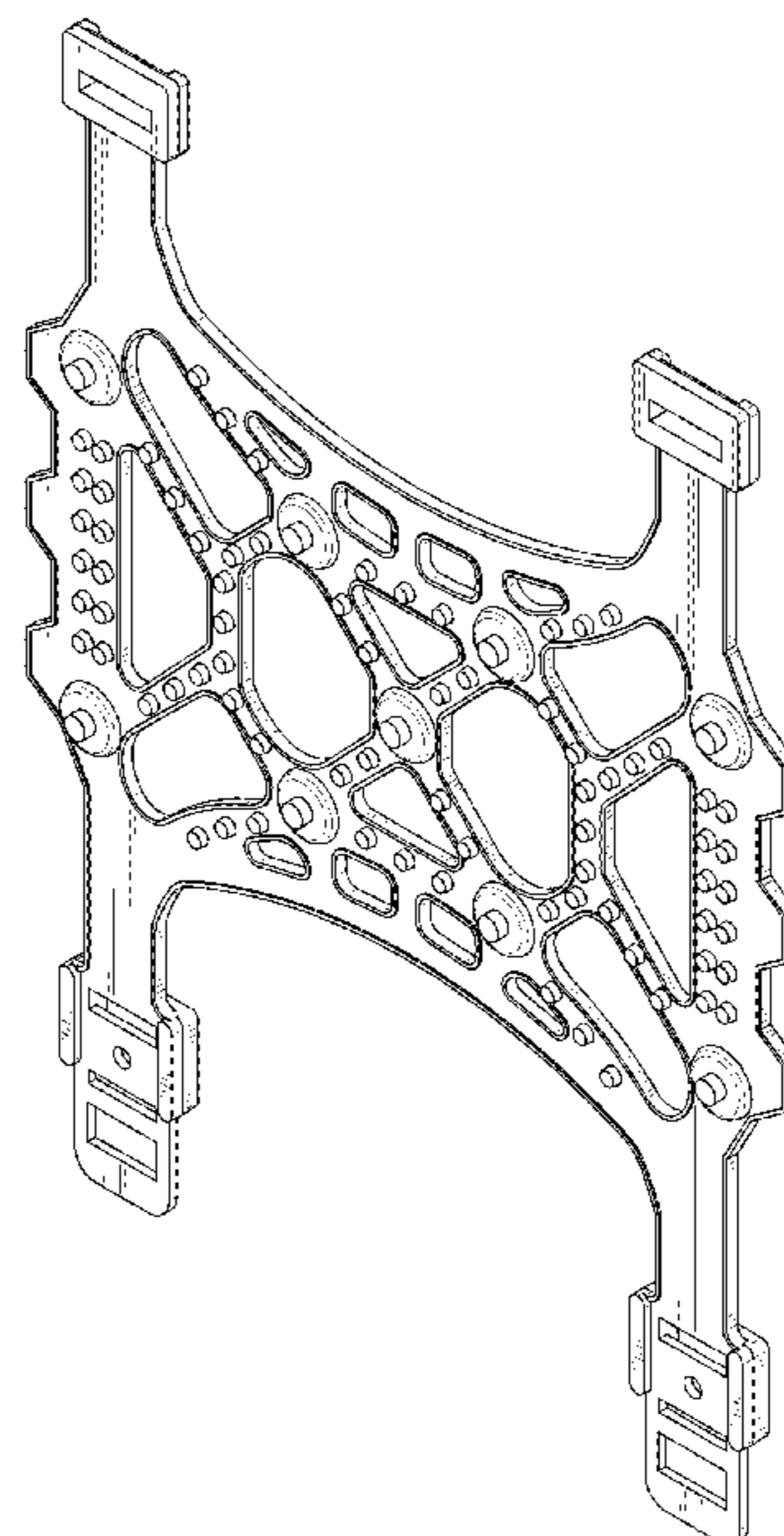
(57) **CLAIM**

The ornamental design for a nonskid chain, as shown and described.

DESCRIPTION

FIG. 1 is a first perspective view of a nonskid chain showing my new design;
 FIG. 2 is a second perspective view thereof;
 FIG. 3 is a front view thereof;
 FIG. 4 is a back view thereof;
 FIG. 5 is a left side view thereof;
 FIG. 6 is a right side view thereof;
 FIG. 7 is a top view thereof; and,
 FIG. 8 is a bottom view thereof.

1 Claim, 8 Drawing Sheets



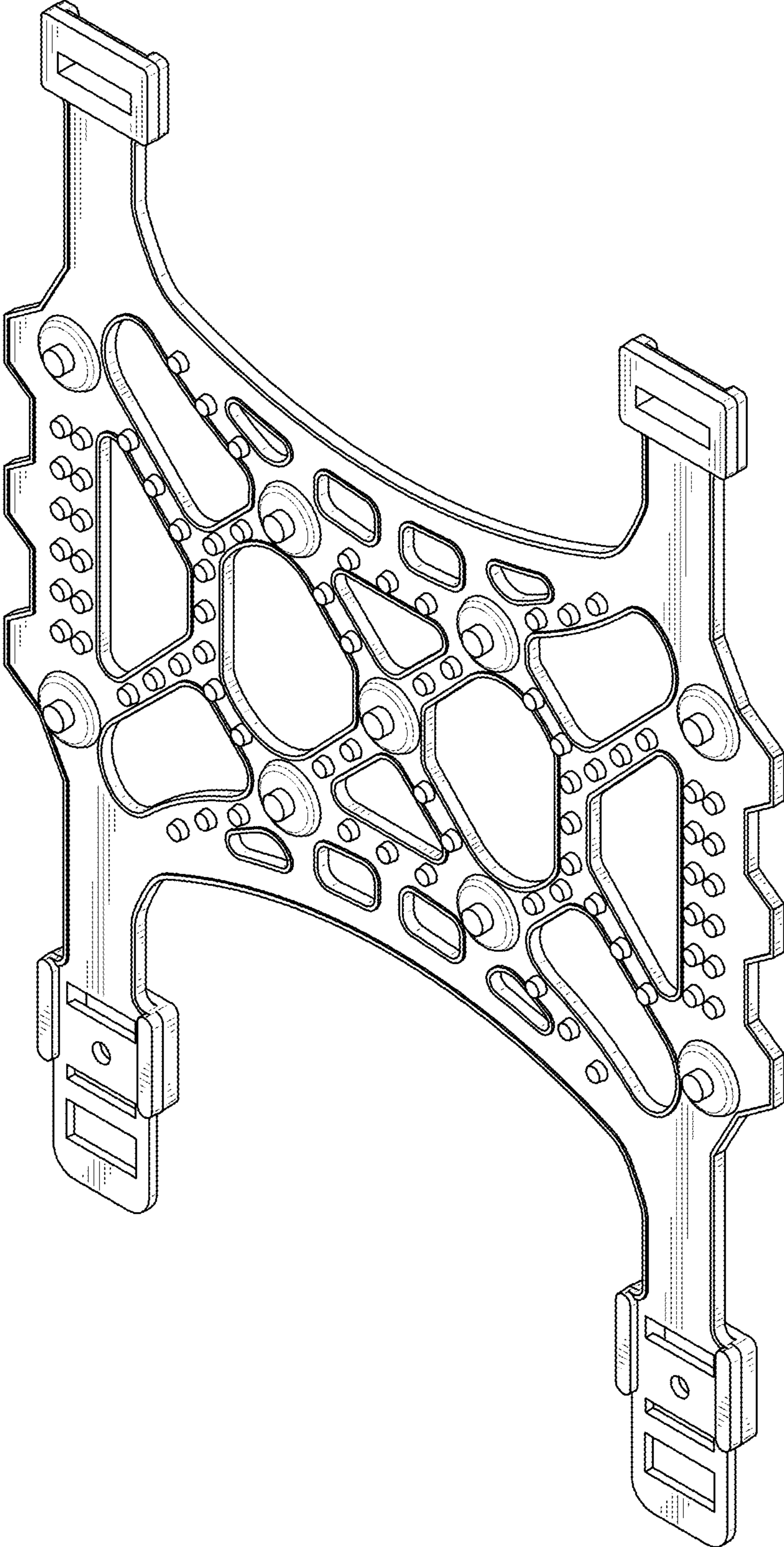


FIG. 1

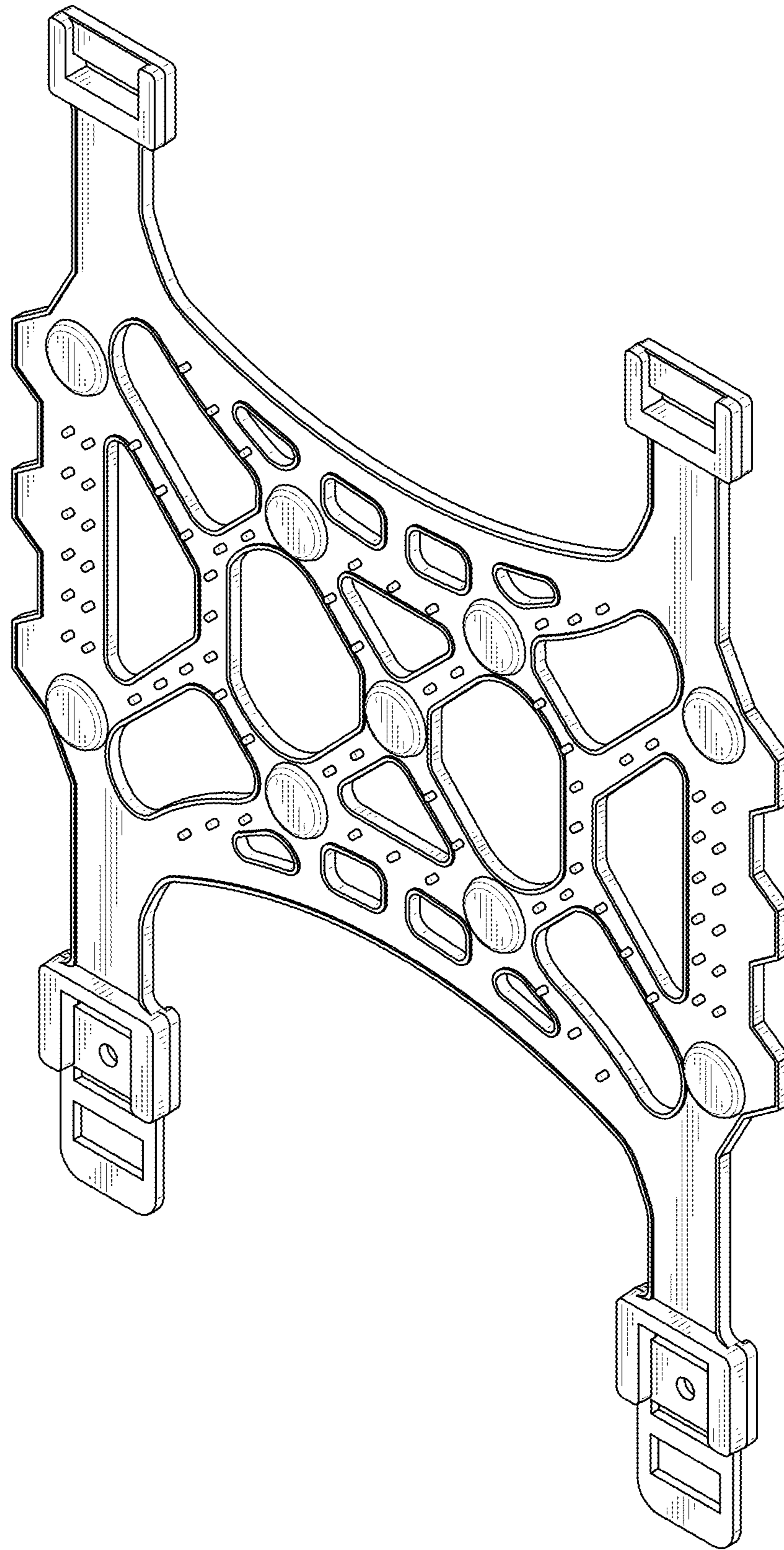


FIG. 2

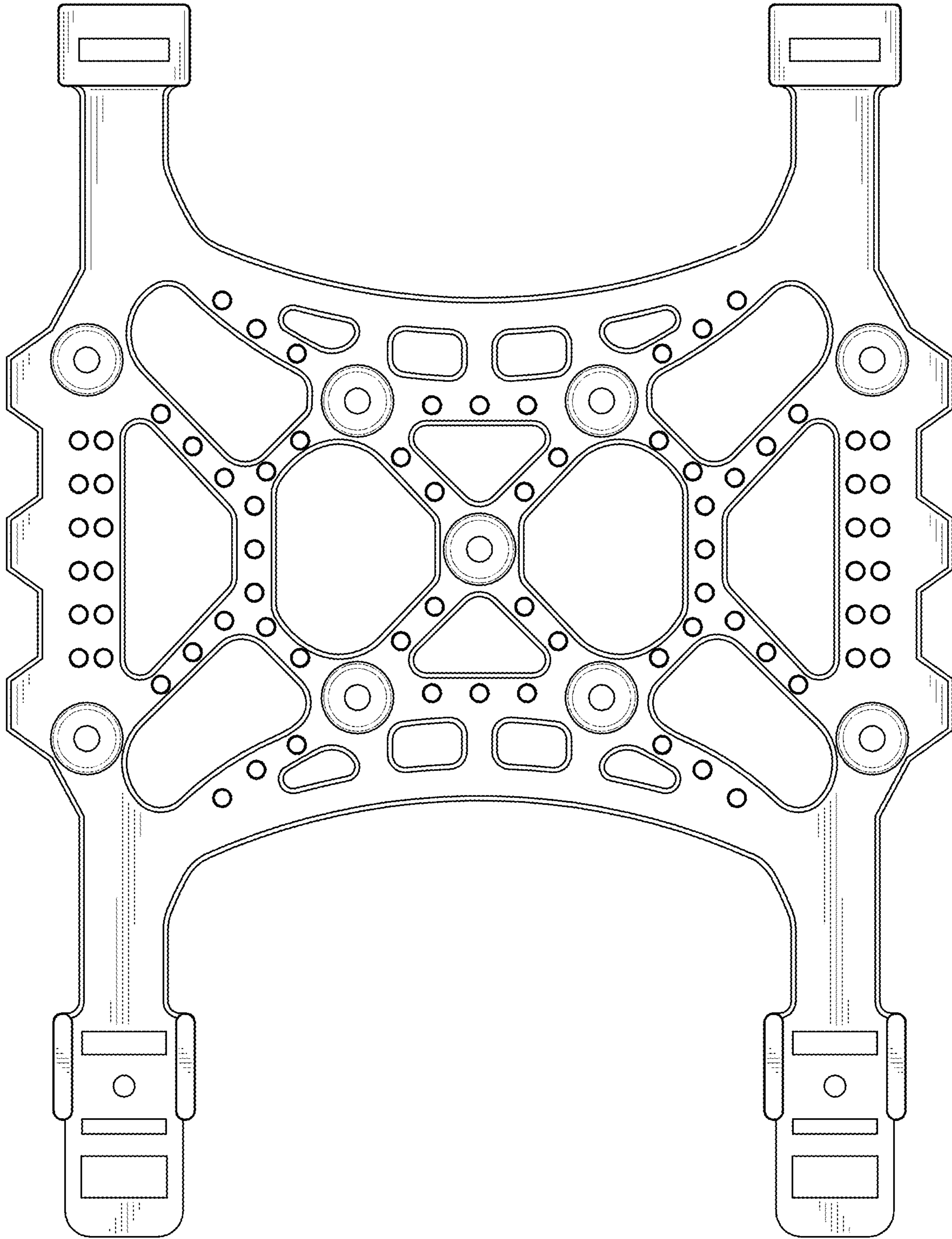


FIG. 3

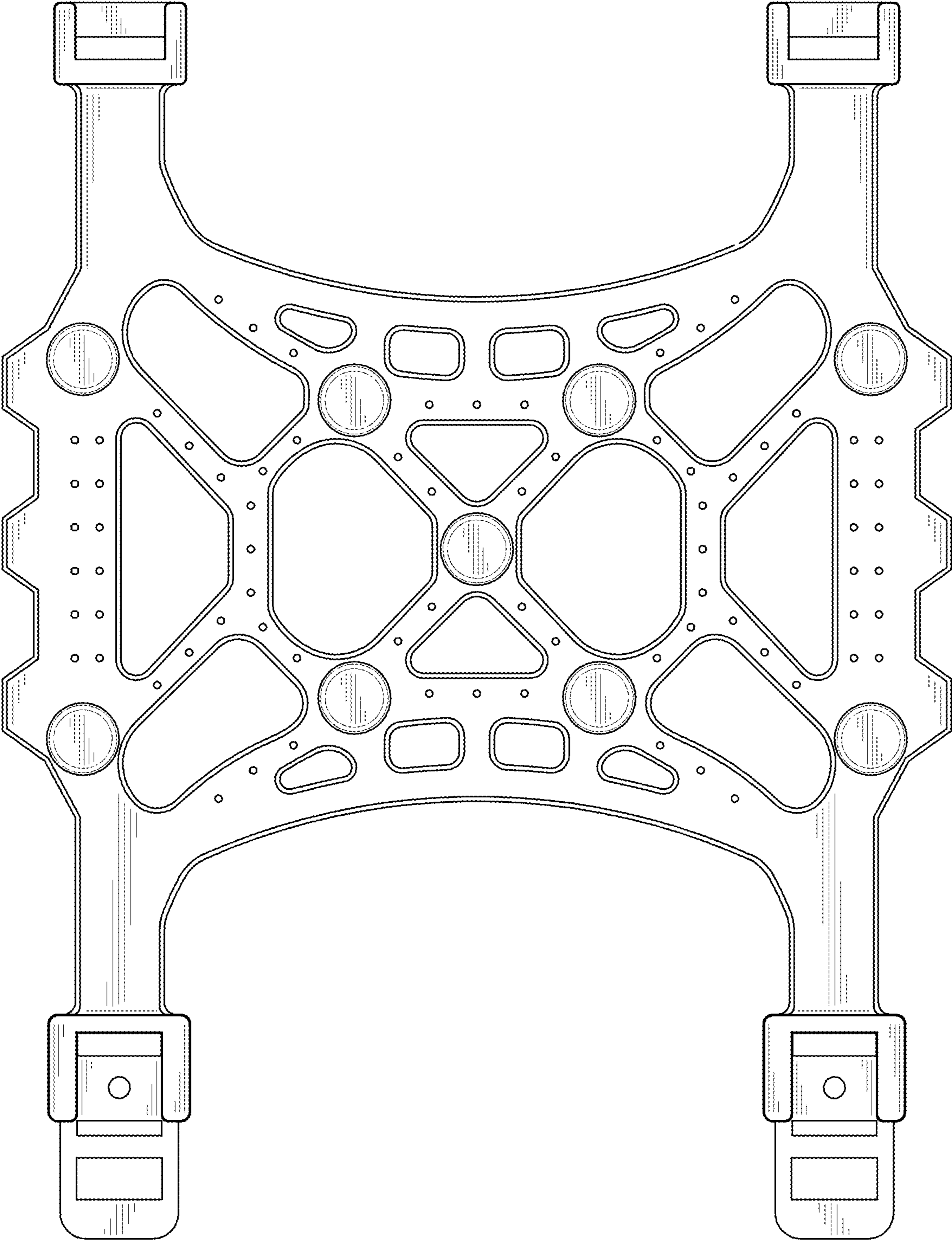


FIG. 4

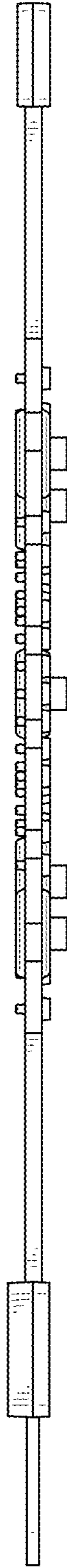


FIG. 5

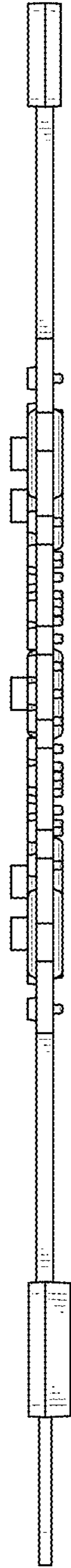


FIG. 6

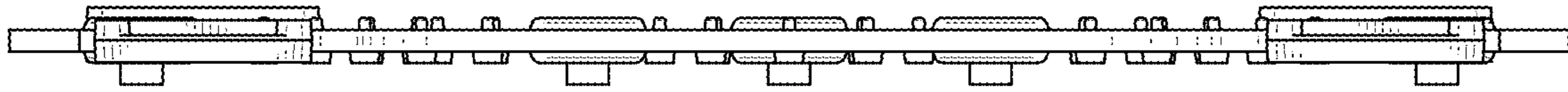


FIG. 7

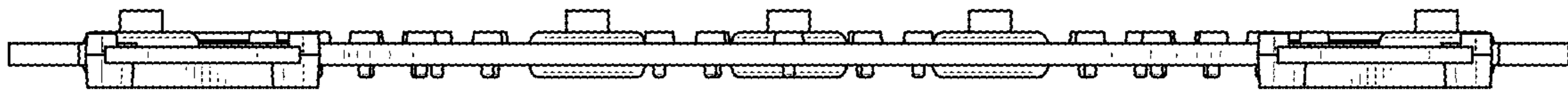


FIG. 8