



US00D924090S

(12) **United States Design Patent** (10) **Patent No.:** **US D924,090 S**
Xu (45) **Date of Patent:** **** Jul. 6, 2021**

(54) **ELECTRONIC WHISTLE**
 (71) Applicant: **Shuqiong Xu**, Guangzhou (CN)
 (72) Inventor: **Shuqiong Xu**, Guangzhou (CN)
 (**) Term: **15 Years**
 (21) Appl. No.: **29/765,800**
 (22) Filed: **Jan. 12, 2021**
 (51) **LOC (13) Cl.** **10-05**
 (52) **U.S. Cl.**
 USPC **D10/116.1**
 (58) **Field of Classification Search**
 USPC D10/119.1–119.3, 116.1; D26/37, 38;
 D14/168; D13/108
 See application file for complete search history.

D638,323 S 5/2011 Nevels
 D703,567 S * 4/2014 Coleman D10/119.2
 D730,282 S * 5/2015 Miller D13/108
 D739,973 S * 9/2015 Chao D26/37
 D754,377 S * 4/2016 Nook D26/38
 D766,477 S * 9/2016 Ma D26/37
 D816,876 S * 5/2018 Bao D26/37
 D853,877 S * 7/2019 Sakhai D10/119.3
 D891,659 S * 7/2020 Tu D26/37

* cited by examiner

Primary Examiner — George D. Kirschbaum
 (74) *Attorney, Agent, or Firm* — Rumi Ranjit Kanakia

(57) **CLAIM**

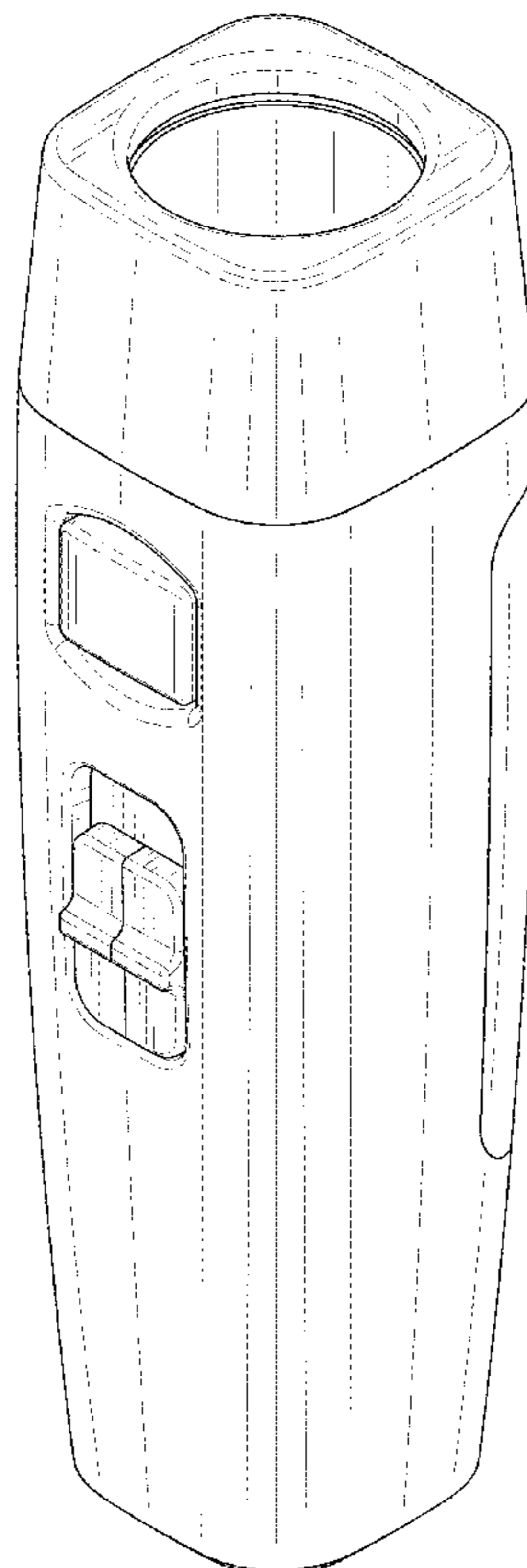
The ornamental design for a electronic whistle, as shown and described.

DESCRIPTION

FIG. 1 is a front elevational view of a electronic whistle showing my new design;
 FIG. 2 is a rear elevational view thereof;
 FIG. 3 is a left elevational view thereof;
 FIG. 4 is a right side view thereof;
 FIG. 5 is a top side view thereof;
 FIG. 6 is a bottom plan view thereof; and,
 FIG. 7 is a perspective view of a electronic whistle showing my new design.
 The broken lines in the figures are for the purposes of illustrating portions of the electronic whistle, which form no part of the claimed design

(56) **References Cited**
 U.S. PATENT DOCUMENTS
 D263,383 S * 3/1982 Moore D10/119.2
 D341,900 S * 11/1993 Yuen D14/168
 D466,636 S * 12/2002 Chun D26/37
 D529,212 S * 9/2006 Yuen D26/37
 D601,625 S * 10/2009 Yeh D10/119.3
 D619,915 S 7/2010 Chan
 D621,290 S 8/2010 Foxcroft
 D621,734 S 8/2010 Hills
 D622,172 S 8/2010 Hills
 D626,873 S 11/2010 Castle
 D626,874 S 11/2010 Cheng
 D626,875 S 11/2010 Chen

1 Claim, 6 Drawing Sheets



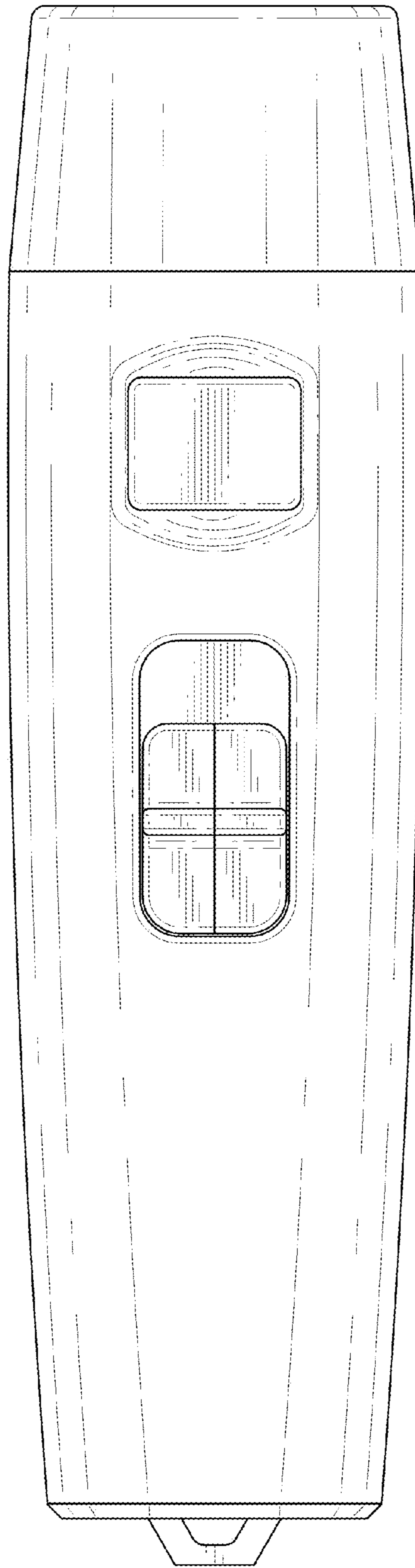


Fig. 1




Fig.2




Fig.3

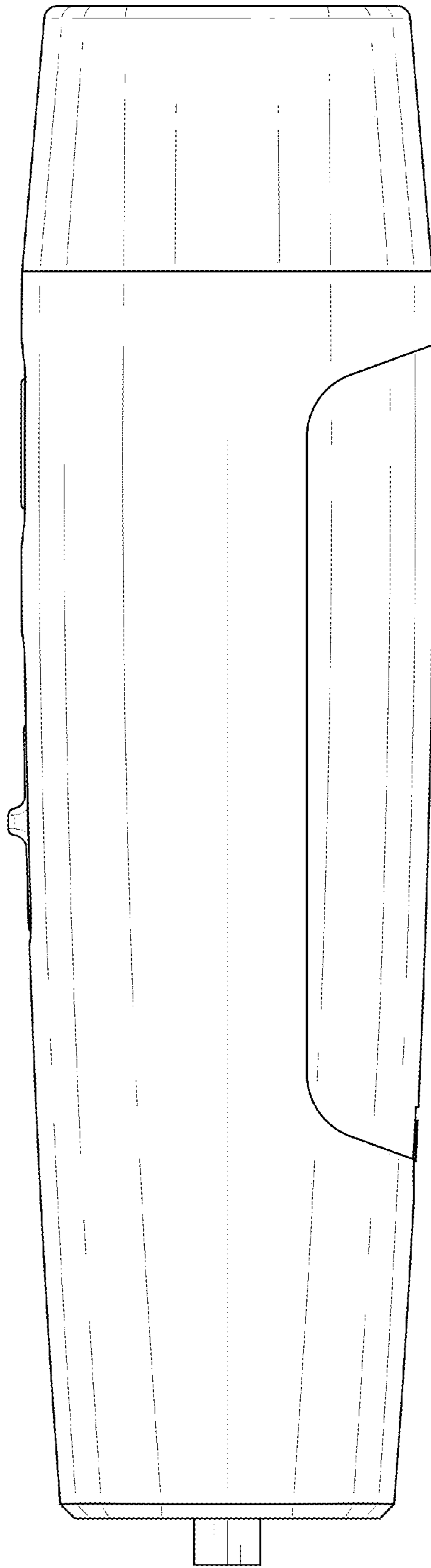


Fig.4

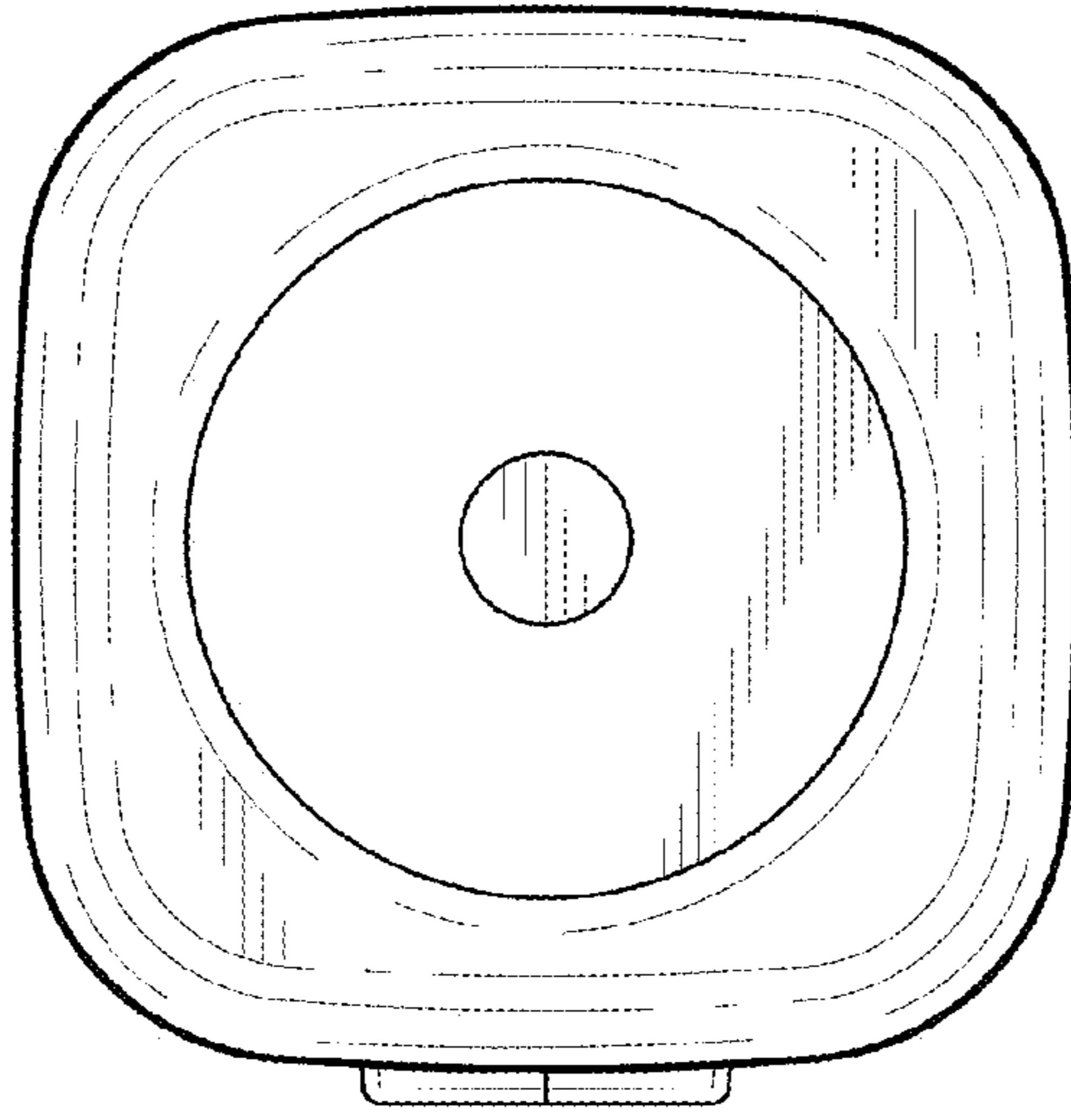


Fig.5

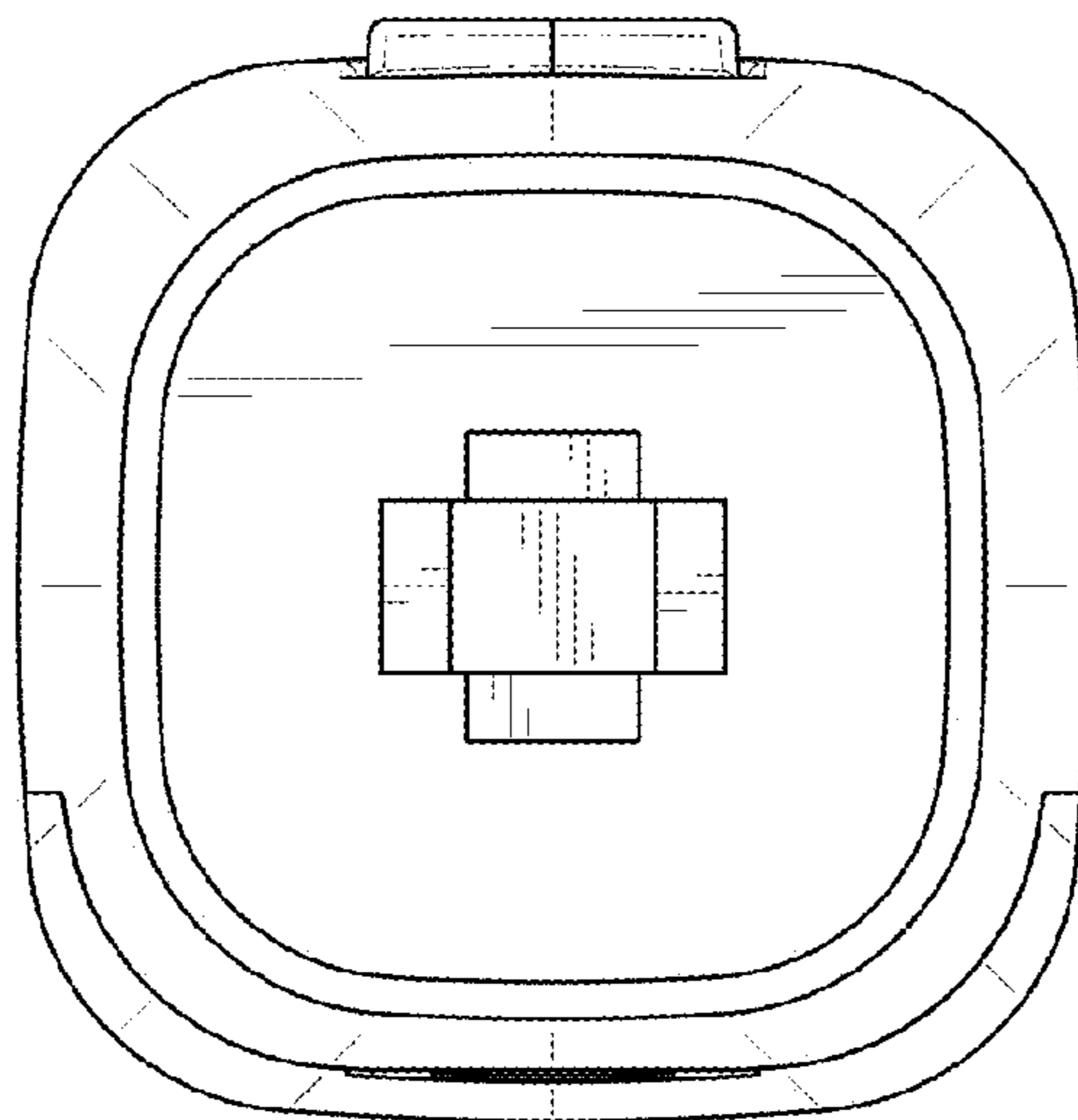


Fig.6

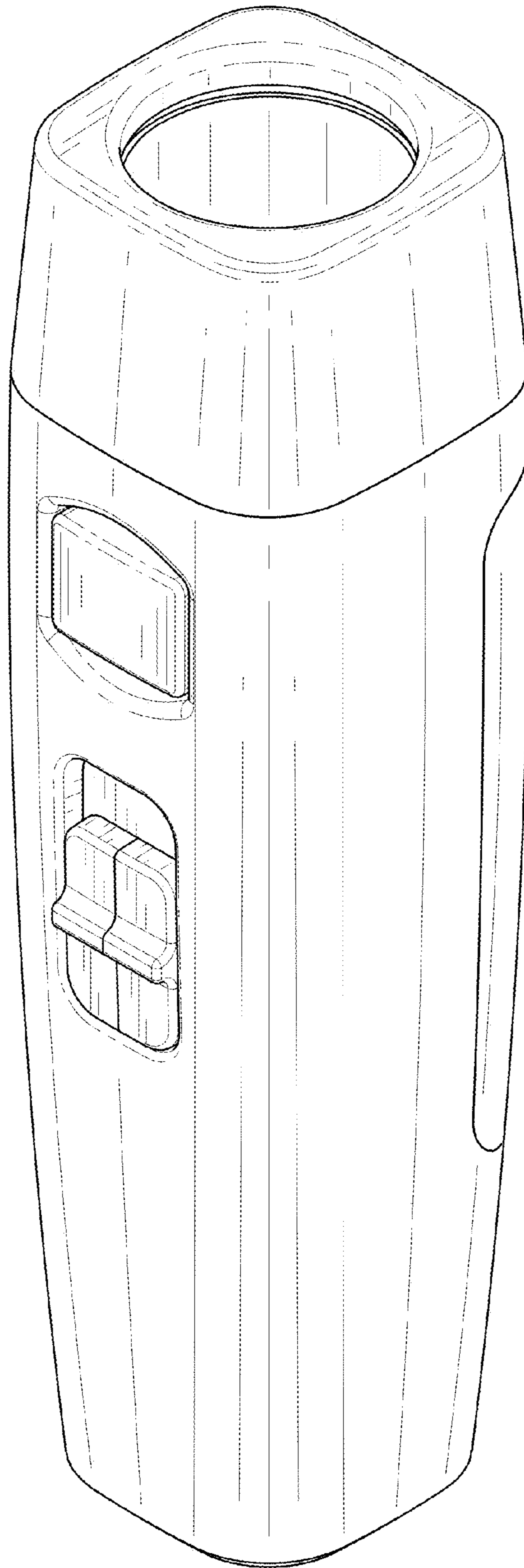


Fig. 7