



US00D924086S

(12) **United States Design Patent** (10) **Patent No.:** **US D924,086 S**  
**Lum** (45) **Date of Patent:** **\*\* Jul. 6, 2021**

(54) **MOTION SENSOR WITH NOTIFICATION TOOL**

(71) Applicant: **Indyme Solutions, LLC**, San Diego, CA (US)

(72) Inventor: **Chris Lum**, San Diego, CA (US)

(73) Assignee: **Indyme Solutions, LLC**, San Diego, CA (US)

(\*\*) Term: **15 Years**

(21) Appl. No.: **29/701,147**

(22) Filed: **Aug. 8, 2019**

(51) **LOC (13) Cl.** ..... **10-05**

(52) **U.S. Cl.**  
USPC ..... **D10/106.6**

(58) **Field of Classification Search**  
USPC ..... D10/114.5, 106.6; D16/203; D26/72,  
D26/74, 81, 83, 85, 88-89  
See application file for complete search history.

(56) **References Cited**

U.S. PATENT DOCUMENTS

D571,034 S *	6/2008	Goetz-Schaefer	.....	D26/85
7,661,890 B2 *	2/2010	Basho	.....	G03B 27/58 396/427
D639,996 S *	6/2011	Stolte	.....	D26/89
D644,677 S *	9/2011	Park	.....	D16/203
D647,553 S *	10/2011	Park	.....	D16/203
D664,460 S *	7/2012	Aurongzeb	.....	D10/106.6
D678,097 S *	3/2013	Elwell	.....	D10/106.6
D690,345 S *	9/2013	Seo	.....	D16/203
D740,870 S *	10/2015	Park	.....	D16/203
D753,866 S *	4/2016	Stolte	.....	D26/92
D758,638 S *	6/2016	Stolte	.....	D26/92

D801,407 S *	10/2017	Kullgren	.....	D16/203
D815,173 S *	4/2018	Hikima	.....	D16/203
D820,336 S *	6/2018	Zhang	.....	D16/203
D849,114 S *	5/2019	Jeong	.....	D16/219
D859,499 S *	9/2019	Zhang	.....	D16/219
D861,058 S *	9/2019	Christensson	.....	D16/203
D862,562 S *	10/2019	Zhang	.....	D16/219
D862,563 S *	10/2019	Zhang	.....	D16/219
D862,564 S *	10/2019	Zhang	.....	D16/219
D870,792 S *	12/2019	Lundblad	.....	D16/203

\* cited by examiner

*Primary Examiner* — George D. Kirschbaum  
(74) *Attorney, Agent, or Firm* — Lewis Kohn & Walker LLP; David M. Kohn; Kari Moyer-Henry

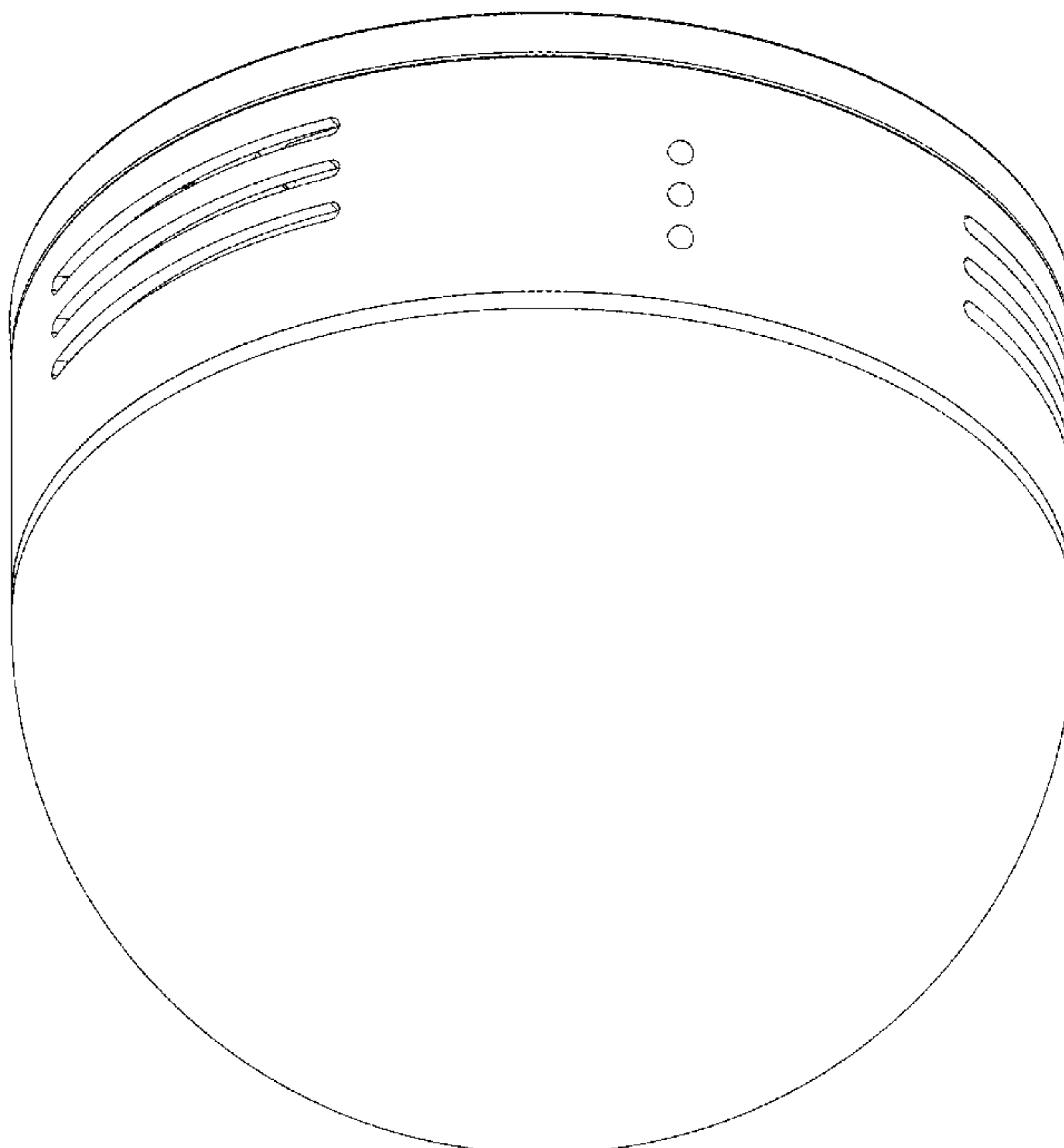
(57) **CLAIM**

The ornamental design for a motion sensor with notification tool, as shown and described.

**DESCRIPTION**

FIG. 1 is a perspective view of the motion sensor with notification tool of the present invention; FIG. 2 is a left side view of the motion sensor with notification tool shown in FIG. 1; FIG. 3 is a front view of the motion sensor with notification tool shown in FIG. 1; FIG. 4 is a right side view of the motion sensor with notification tool shown in FIG. 1; FIG. 5 is a back view of the motion sensor with notification tool shown in FIG. 1; FIG. 6 is a top view of the motion sensor with notification tool shown in FIG. 1; and, FIG. 7 is a bottom view of the motion sensor with notification tool shown in FIG. 1.

**1 Claim, 7 Drawing Sheets**



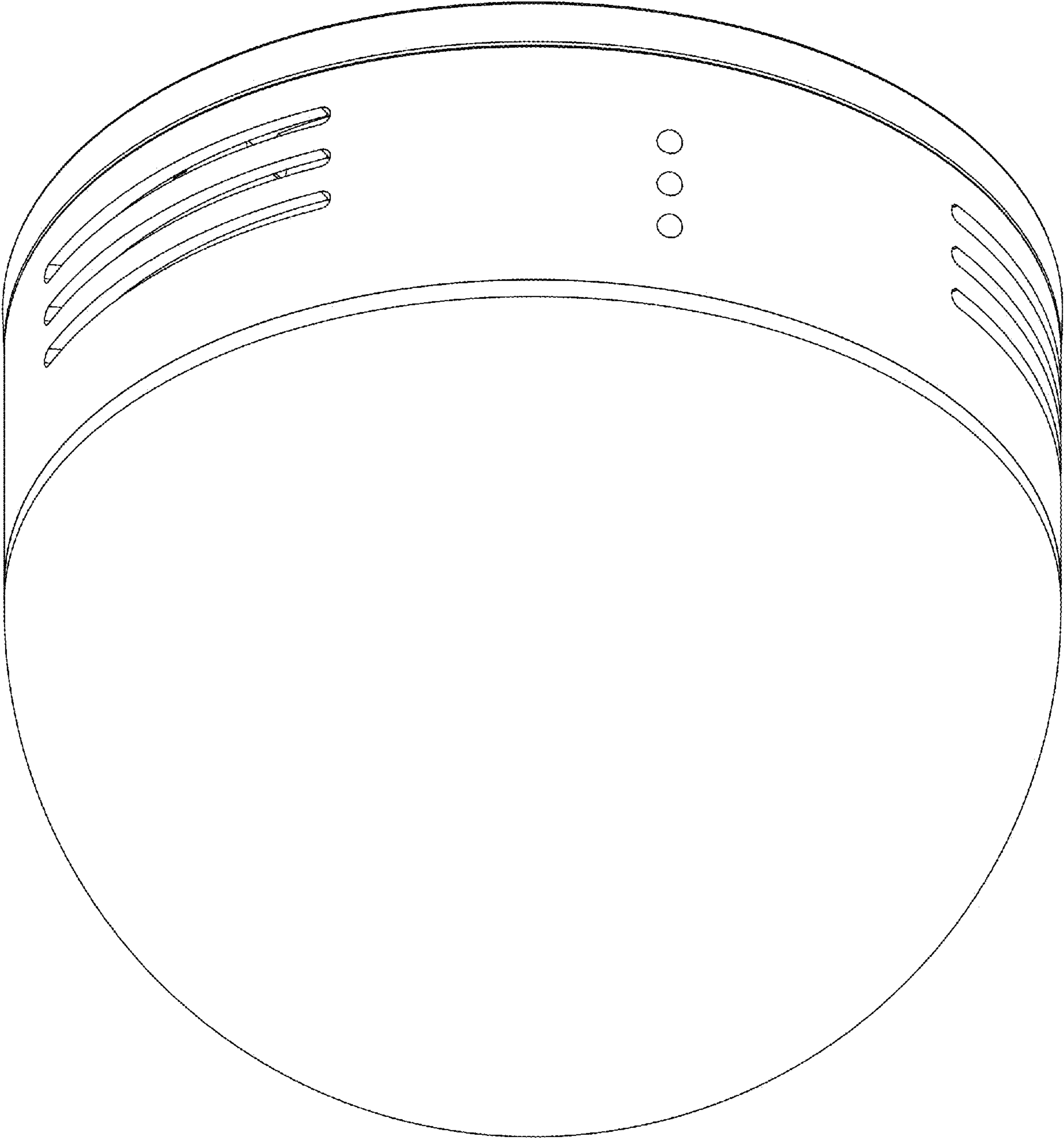


Figure 1

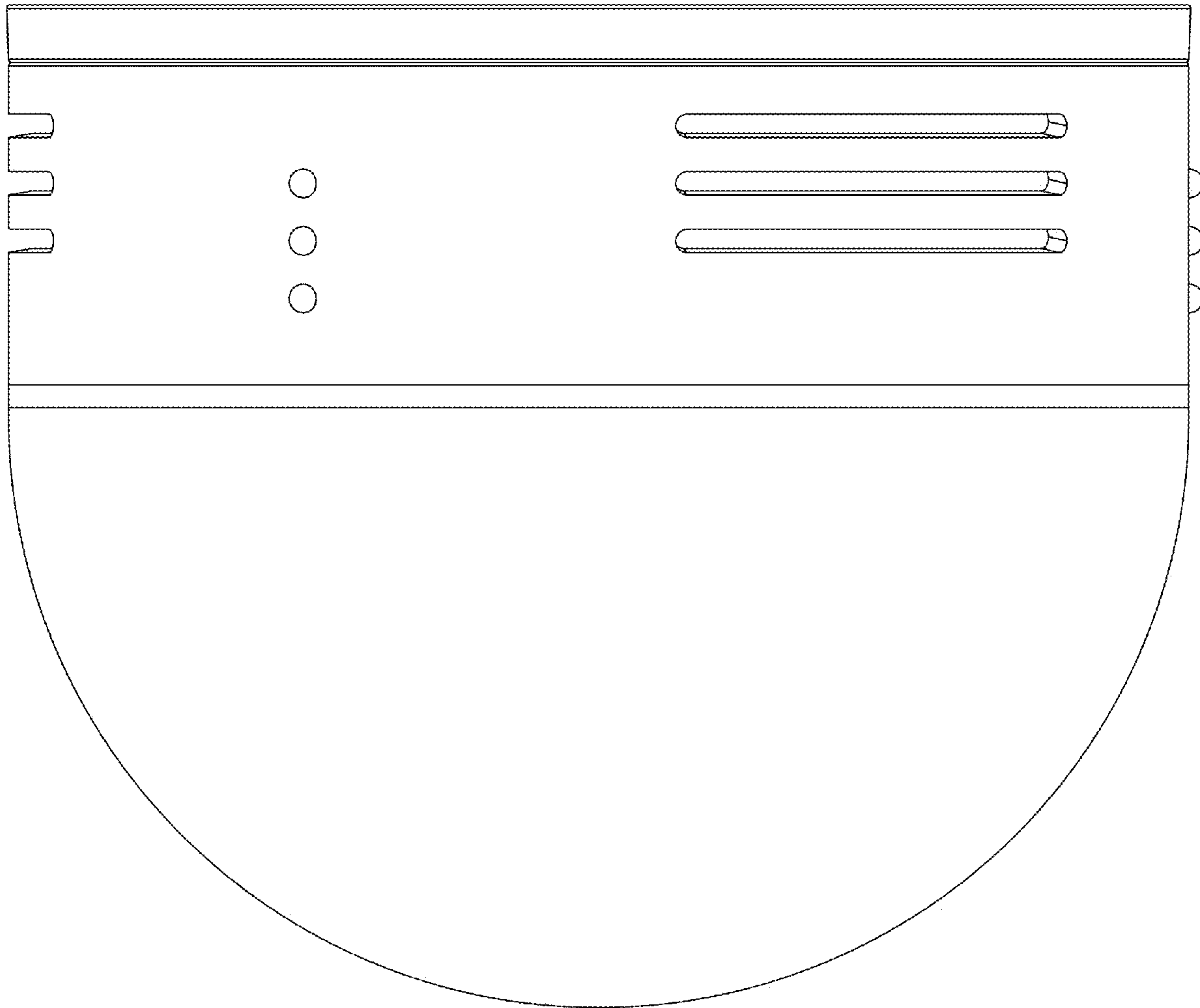


Figure 2

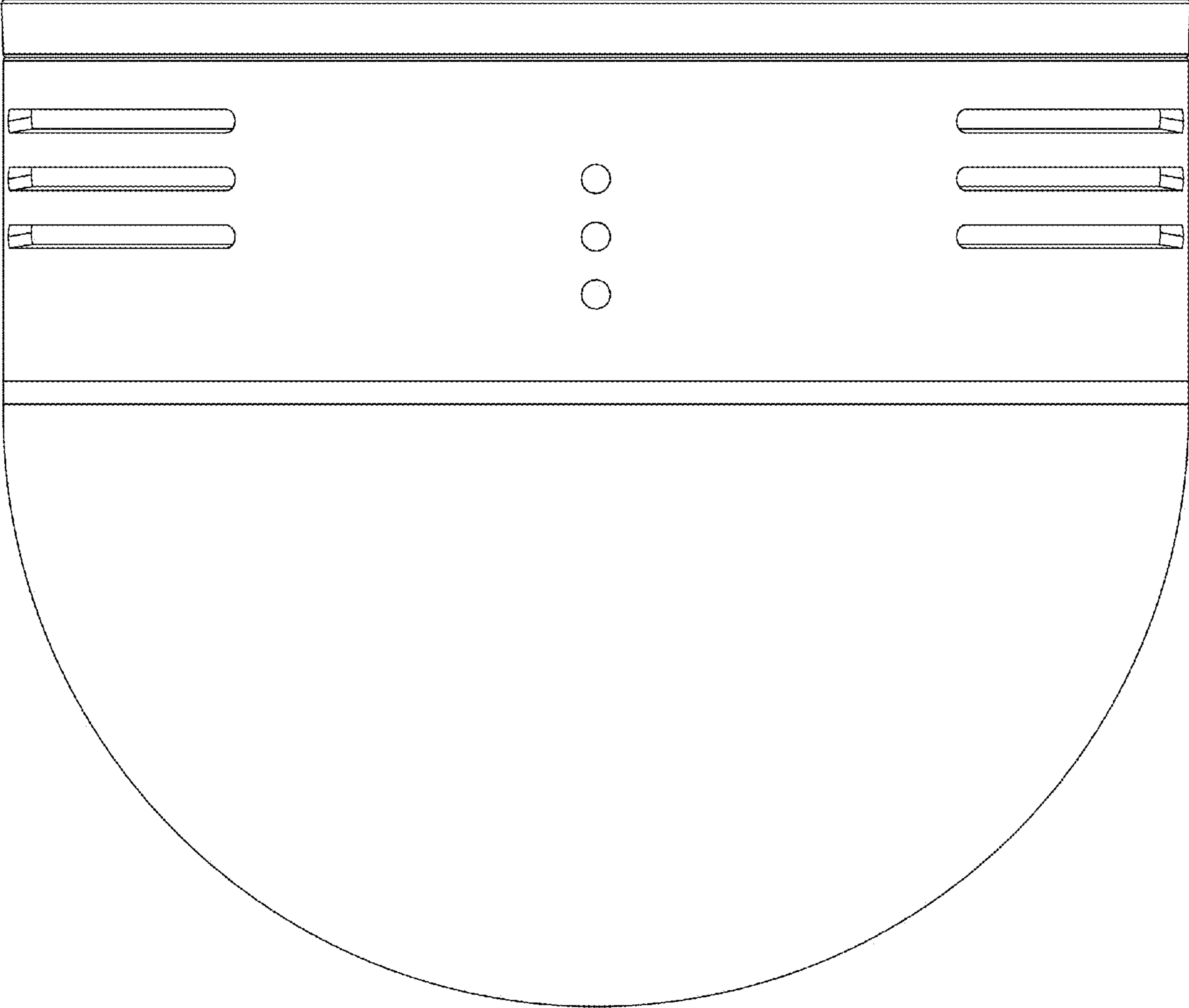


Figure 3

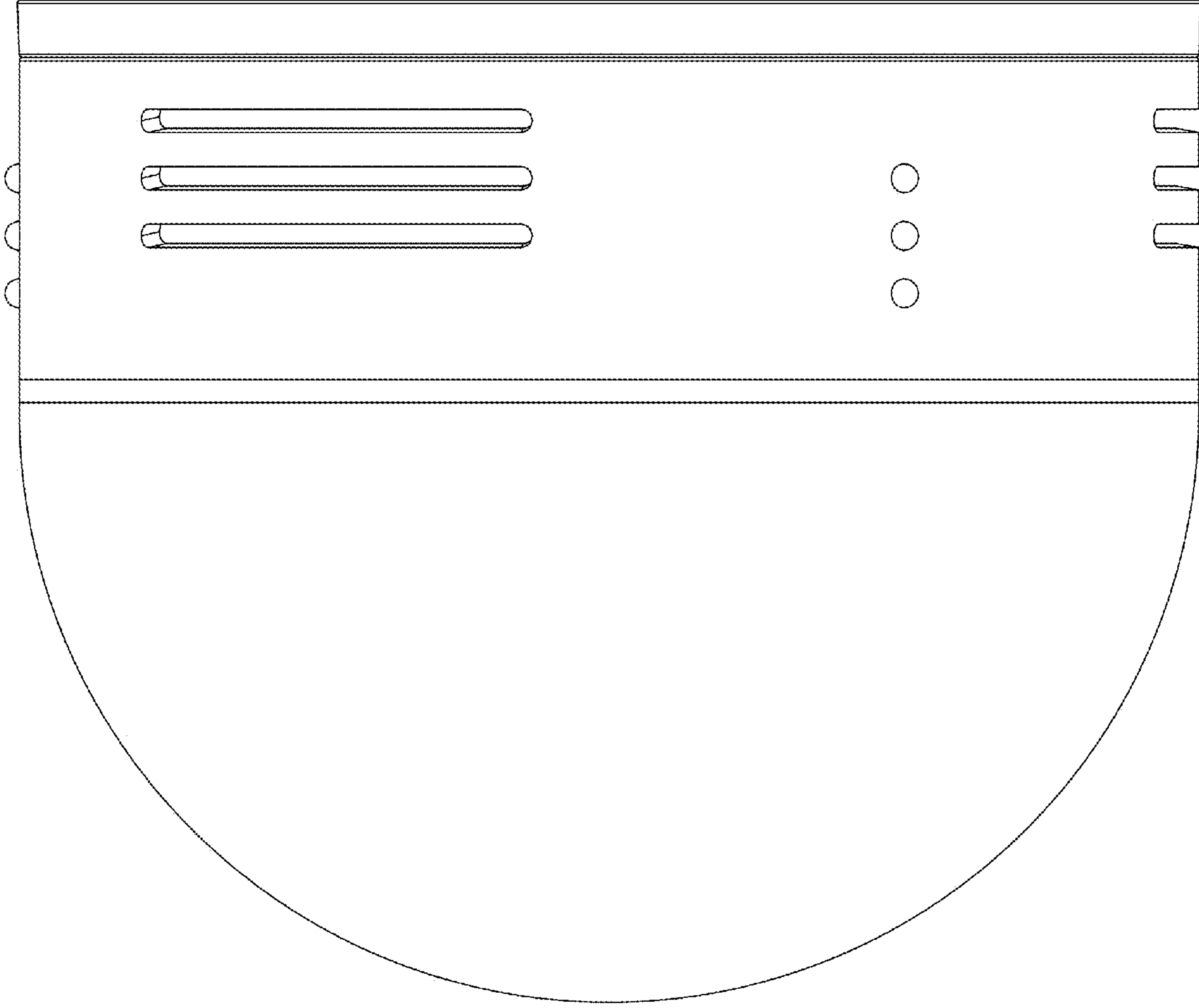


Figure 4

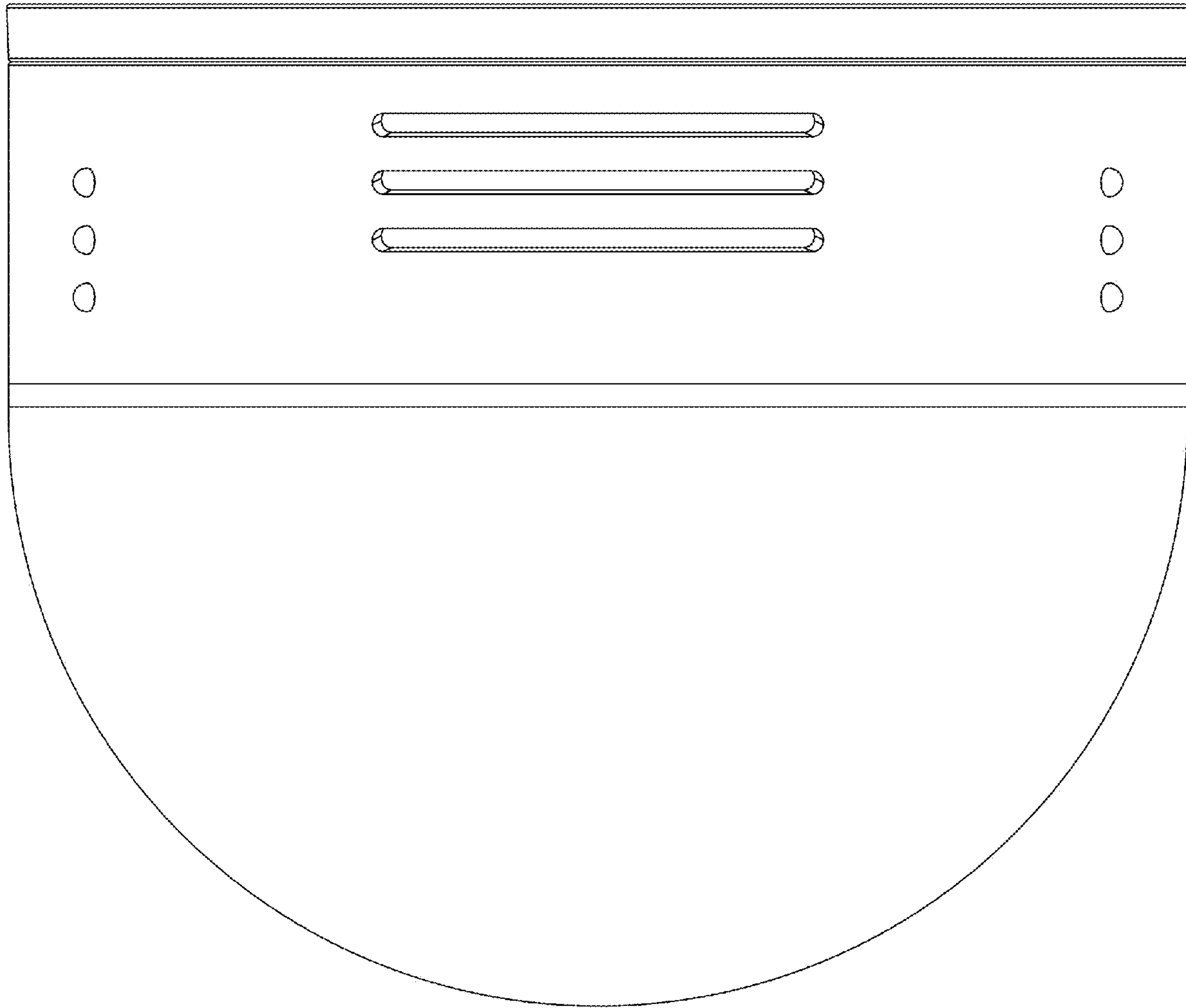


Figure 5

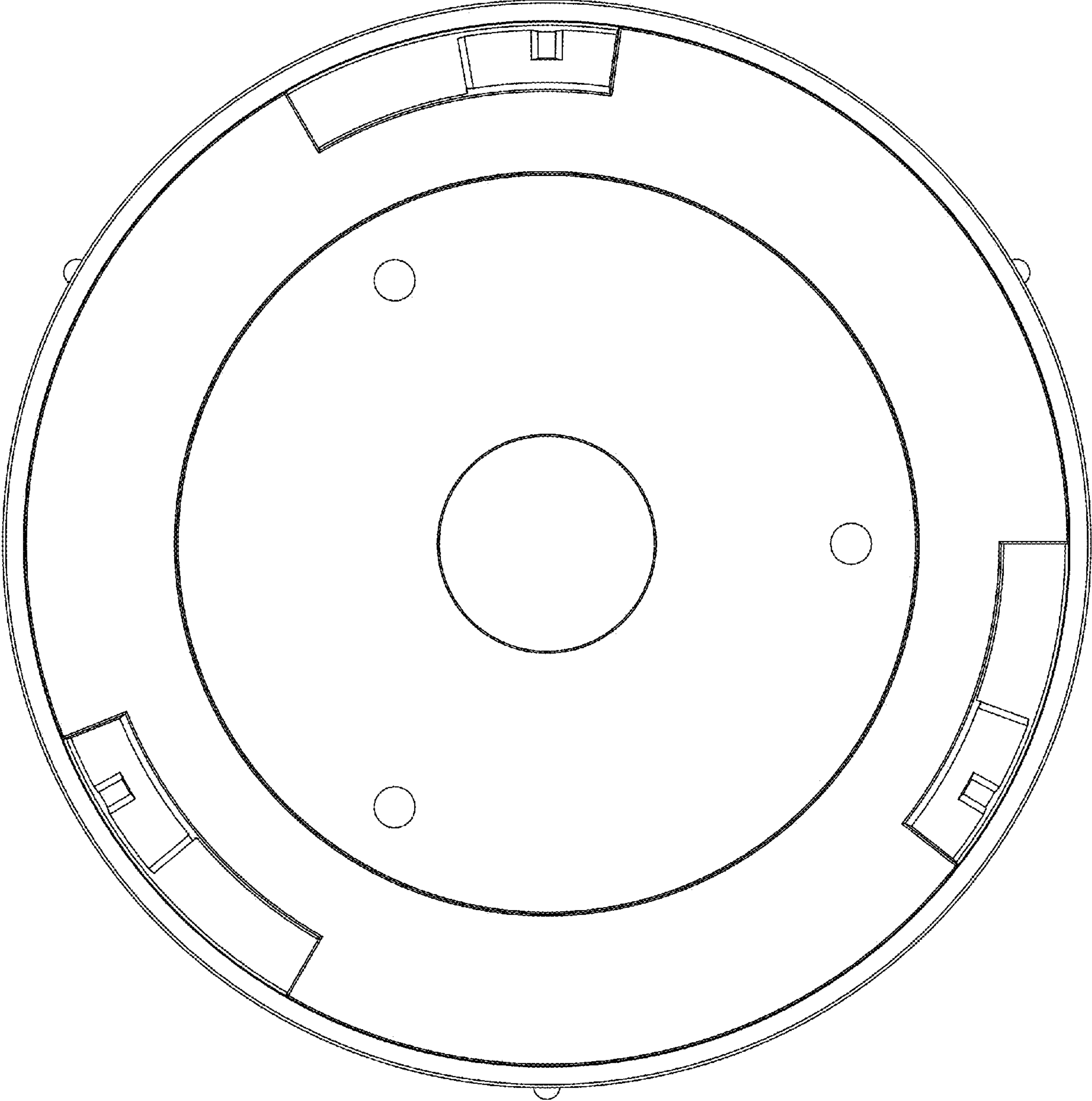


Figure 6






Figure 7